



BYU HOOPS



BASKETBALL
COLLEGE
BRIGHAM YOUNG UNIVERSITY



BYU 2003-04 SCHEDULE

DATE	TIME/P.M.	OPPONENT	TELEVISION
Nov 01	7:00	Cougar Tipoff '03	
Nov 06	7:00	EA Sports All-Stars (exh.)	
Nov 11	7:00	Northwest Sports (exh.)	
Nov 21	7:00	Southern Utah	
Nov 26	7:00	@ California	SWP
Nov 29	7:00	UVSC	
Dec 02	7:30	@ Boise State	SWP
Dec 06	4:00	vs. Oklahoma St. (Delta Center)	
Dec 10	7:00	Western Oregon	
Dec 13	7:00	Southern California	
Dec 20	7:00	Weber State	SWP
Dec 23	8:00	@ Utah State	KJZZ
Dec 29	8:00	Idaho State (Santa Clara, CA)	
Dec 30	TBA	Wisc.-Mil. or @ Santa Clara	
Jan 02	7:00	Saint Mary's (CA)	SWP
Jan 07	8:00	@ North Carolina State	ESPN2
Jan 12	7:00	@ San Diego State	^SWP
Jan 17	7:00	Colorado State	^SWP
Jan 19	8:30	Wyoming	^SWP
Jan 24	4:00	@ Air Force	^SWP
Jan 26	10:00	@ New Mexico	ESPN
Jan 31	1:00	@ Utah	^ESPN+

DATE	TIME/P.M.	OPPONENT	TELEVISION
Feb 07	1:00	UNLV	^ESPN+
Feb 09	10:00	San Diego State	ESPN
Feb 14	1:00	@ Wyoming	^ESPN+
Feb 16	10:00	@ Colorado State	ESPN
Feb 21	7:00	New Mexico	^SWP
Feb 23	8:30	Air Force	^SWP
Mar 01	10:00	Utah	ESPN
Mar 06	12:30	@ UNLV	^ABC
Mar 11-13		MWC Tournament (Denver, CO)	ESPN, ESPN+
Mar 18-20		NCAA Tournament (TBA)	CBS

Times are local to site and subject to change

ESPN+Plus broadcast of ESPN Regional Television (KJZZ-TV in SLC)

SWP - SportsWest Productions (KSL-TV, KJZZ-TV, or other SLC station)

^ Denotes games also available via ESPN Full Court

BRIGHAM YOUNG UNIVERSITY INFO

Location: Provo, Utah (84602)
Founded: Oct. 15, 1875
Elevation: 4,553 feet
Enrollment: 32,122 (daytime)
Nickname: Cougars
Mascot: Cosmo
Colors: Dark Blue, White and Tan
Arena (Capacity): Marriott Center (22,700)
Affiliation: NCAA Division I
Conference: Mountain West Conference
President: Cecil O. Samuelson (Utah, 1966)
Men's Athletics Director: Q. Val Hale (BYU, 1981)
Athletic Website: www.byucougars.com
Tickets: 378-BYU1 or 1-800-322-BYU1

BYU TEAM INFO

2001-2002 Overall Record: 23-9
Conference record/finish: 11-3 (T-1st, MWC)
2002 Postseason: (0-1)
NCAA first round - lost at Connecticut
2002 Final Ranking: N/A
Starters Returning/Lost: 4/1
Lettermen Returning/Lost: 10/4
Newcomers: 4

BYU BASKETBALL HISTORY

First Year of Basketball: 1903
Overall All-Time Record: 1450-931 (.609)
Winning Seasons: 81 (last, 2003)
Conference Championships: 26 (last, 2003)
Postseason Appearances (record): 29 (23-30)
Total NCAA Appearances (Record): 20 (11-23)
Most Recent NCAA Appearance: 2003,
Lost in First Round vs. Connecticut, 58-53
Total NIT Appearances (Record): 9 (12-7)
Most Recent NIT Appearance: 2002
Result: (1-1) Defeated UC Irvine, 78-53
Lost, at Memphis, 80-69


COACHING STAFF

Head Coach: Steve Cleveland
Alma Mater (year): UC-Irvine (1976)
Record at school (years): 108-78 (6 years)
Career record (years): same
Office phone for head coach: Call SID
Best time/day to reach coach: Call SID
Basketball Office Fax: (801) 378-5965
Assistant coaches: (Alma Mater/year)
Dave Rose (Houston, 1983)
Andy Toolson (BYU, 1990)
John Wardenburg (BYU, 1986)
Director of Basketball Operations:
Walter Roese (BYU-Hawaii, 1994)

MEDIA RELATIONS INFORMATION




Assoc. AD/Director: Duff Tittle
Office Phone: (801) 422-8948
Home Phone: (801) 227-0746
Email: duff_tittle@byu.edu
Basketball Contact: Brett Pyne
Office Phone: (801) 422-4912
Cell Phone: (801) 367-1631
Home Phone: (801) 796-6867
E-Mail: brett_pyne@byu.edu
Media Relations Fax: (801) 422-0633
Pressrow Phone: (801) 378-3675
SID Mailing Address:
30 SFH, Provo, UT 84602-2239

BYU's 22,700-seat Marriott Center



WHAT'S INSIDE 2003-04

A TABLE OF CONTENTS OF BYU'S 2003-04 BASKETBALL MEDIA GUIDE



4 INTRODUCTION

- Why Choose BYU Basketball . . . 4-5
- Season Preview 6-8
- Meet the Cougars 9
- Rosters 10
- Roster Breakdown 11

12 RETURNING PLAYER BIOS



- Rafael Araujo bio 12-13
- Mark Bigelow bio 14-15
- Ricky Bower bio 16-17
- Luiz Lemes bio 18-19
- Jake Shoff bio 20-21
- Kevin Woodberry bio 22-23
- Jared Jensen bio 24-25
- Terry Nashif bio 26-27
- Marc Roberts bio 28-29
- Derek Dawes 30-31

32 NEWCOMER BIOS

- Mike Hall bio 32
- Joshua Burgess bio 33
- Austin Ainge bio 34
- Garner Meads bio 35
- Mike Rose bio 36
- Game-by-Game statistics . . . 37-44
- Australian Tour 2003 45-46

47 COUGAR COACHING STAFF

- Steve Cleveland bio 48-50
- Dave Rose bio 51
- Andy Toolson bio 52
- John Wardenburg bio 53
- Walter Roese bio 54
- Basketball Support Staff 54-55
- Commitment by Coaches 56



57

THE UNIVERSITY

This is BYU 58-63
 Distinguished Alumni 62
 Athletic Facilities 64-65
 New Student Athlete Center . . . 64
 Marriott Center 66-69
 BYU Athletic Tradition 70-72
 Utah Valley Community 73
 Cougar Club 74-75
 Athletic Training 76
 Strength and Conditioning 77
 Cougar Fight Song/Traditions . . . 78
 Academic Achievement 79
 SAAC 80-81
 Athletic Administration 82-86

87

THE MWC/OPPONENTS

MWC Information 88-89
 MWC Notes 90-91
 MWC Review/Standings 91
 MWC Composite Schedule 92-93
 MWC Basketball Arenas 94
 Opponents Section 95
 Schedule Breakdown 96
 BYU on TV 96
 Opponent Profiles 97-107
 All-Time Series Records 108-109
 Series Results vs. Opponents 110-118
 Old Oquirrh Bucket 118



119

BYU HOOP HISTORY

BYU's Memorable Games 120-125
 101 Years of Basketball 126
 All-Time Results/Summaries 127-141
 NCAA Player of the Year 142-143
 All-Americans 144
 All-Conference Players 145
 Conference Championships 146-147
 Hall of Fame 148-149
 Cougars in the Pros 150-151
 All-Time Lettermen 152-153
 NCAA Tournament Results 154
 Conference Tournament Results 155
 NIT Results 155
 Tournament Results 156

MEDIA GUIDE CREDITS

Produced by: Dave Broberg (*Athletic Publications Director*) and Brett Pyne (*BYU Basketball Media Relations Director*)
Layout & Design by: Dave Broberg
Editorial Coordination: Brett Pyne
Production Assistance by: Jared Neilson, Ryan Gardner, Brooke Cadiente
Editorial Assistance by: Dave Broberg, Miles Romney, Jen Connery, Meagan Hansen, Rebecca Roberts, Kristen Bush, Susan Escalante
Photography by: Mark Philbrick, Jaren Wilkey and Steve Walters (*University Photography*)
Printing by: BYU Print Services
On the Cover: (L to R) Kevin Woodberry, Rafael Araujo, Mark Bigelow



157

BYU HOOP RECORDS

Individual Records 158-162
 Season-by-Season Leaders 160
 Team Records 163-169
 Marriott Center Records 164
 NCAA Game Highs 165
 NIT Game Highs 166
 NCAA Record Book/Polls 167
 Cumulative Stats 168-169
 Coaching Records 141, 170

171

2002-03 SEASON REVIEW

Season Wrap-up 172-174
 Season Results 173
 Season Player Honors 174
 The Last Time 174-175
 Senior Salute 176-177
 Season Statistics 178-188
 Individual Results 178-184
 Team Results 185-188
 Season Box Scores 189-194

195

MEDIA INFORMATION

Media Contact Information 195
 Media Services/Policies 196
 Broadcast Information 197
 Basketball Phone Directory 197
 Coming to Provo 198-199
 SID Directory 200
 Radio/TV Roster Inside Back Cover
 Pronunciation Inside Back Cover



WHY CHOOSE BYU HOOPS

10 REASONS WHY BRIGHAM YOUNG UNIVERSITY IS A GREAT CHOICE

1. COACHING STAFF

- 2003 Mountain West Conference Coach of the Year
- Top recruiting, including conference newcomer selections all six years
- Rebuilt 1-25 program into conference championship team in four seasons
- Two conference championships and two NCAA bids in the last three years
- 445 wins in 23 years as a head coach, an average of 19.3 wins per season
- Teams have qualified for a postseason tournament all 23 years
- A .664 winning percentage in 23 years as a head coach.
- Playing experience in college, NBA and European professional levels



2. UNIVERSITY

- Outstanding academic reputation
- Unique and diverse opportunities
- Commitment to athletics
- Outstanding facilities
- Nation's largest private university



3. SCHEDULE

- 15 games vs. 2003 postseason tournament teams, including ACC, Big 12, Pac-10
- Tournaments such as 2002 Paradise Jam, 2003 Cable Car Classic, 2004 Maui Invitational
- National exposure on ESPN/ABC
- Additional national exposure via SportsWest Productions and BYU Television
- MWC Tournament at Pepsi Center in Denver

4. ACADEMICS

- Commitment to graduation
- Full-time Academic Advisement Staff
- Mentor/Tutor Program
- Member of the NCAA CHAMPS/Life Skills Program

4. TRADITION

- 20 NCAA Appearances
- 2 NIT Championships in 9 NIT appearances
- 26 Conference Championships
- 81 winning seasons in 101 years of basketball
- Wooden and Eastman Award Winner

7. BYU & THE PROS

- 42 player selections in the NBA draft
- 2003 NBA draft pick Travis Hansen (Atlanta Hawks)
- Five first round draft choices
- NBA Rookie of the Year and All-Star Selections
- Numerous players have signed to play professionally overseas

5. MARRIOTT MAGIC

- 22,700-seat Marriott Center – fourth largest capacity college arena in the country
- 353-107 Marriott Center record, a .767 winning percentage
- 44-1 home record over last three seasons
- Ranked 17th in the nation last year in average home attendance
- Nation's No. 1 increase in average attendance last season
- More than 17,000 annual attendance average in 32 seasons in the Marriott Center

8. STYLE OF PLAY

- Up-tempo offense
- Pressure defense
- Three-point shooting

9. COMMUNITY

- Great living environment
- Diverse activities, natural wonders
- Great support and tradition
- Love the game

10. COMMITMENT

- BYU's Mission and commitment to its athletes
- Student and community support
- Staff's commitment to the development of the student-athlete.

A VERY IMPORTANT DECISION

One of the most difficult decisions for any young person is the selection of a university at which to pursue a college degree. As a student athlete with exceptional athletic skills, the selection of the university and basketball program that is right for you takes on added importance.

I urge you to carefully evaluate every facet of each university and basketball program you consider. Closely examine the Head Coach, his staff, the academic and athletic facilities, the academic reputation of the institution, the community and the total environment. You should feel comfortable knowing this is where you will live and experience some of the most exciting years of your life.

Our philosophy at BYU is that it is the players' program, not the coaches' program. It is our responsibility to provide an environment that contributes to the successful development of both the student and the athlete. A positive, rewarding collegiate and basketball experience is our commitment to every player in the program.

The BYU Basketball program is built on a foundation of academic, athletic and personal integrity.

I encourage you to closely examine what Brigham Young University has to offer.



Steve Cleveland
Head Coach
Brigham Young University



Kevin Woodberry

MUSCLE & HUSSLE

2003-04 BRIGHAM YOUNG UNIVERSITY BASKETBALL SEASON PREVIEW

Returning four starters and nine lettermen from last year's 23-9 conference co-championship squad and adding several heralded newcomers,

the 2003-04 BYU men's basketball team has the talent to claim another Mountain West Conference title and earn its third NCAA tournament invite in the last four years. This year's team has the potential to make some noise in the NCAA tournament. NBA prospect Rafael Araujo (12.0 ppg, 8.9 rpg) and All-MWC forward Mark Bigelow (13.9 ppg, 3.7 rpg) highlight an experienced class of seven seniors that also includes starting point guard Kevin Woodberry. In addition to key players such as honorable mention All-MWC forward Jared Jensen and reserves Ricky Bower and Jake Shoff, several newcomers should play a big role in the Marriott Center this season. Junior swingman Mike Hall, a strong, athletic junior college All-American; redshirt freshman forward Garner Meads, a high school McDonald's All-American;

redshirt freshman point guard Austin Ainge; and sharpshooting freshman guard Michael Rose all have the talent to make an impact in their first seasons on the floor. BYU coach Steve Cleveland, the 2003 MWC Coach of the Year, had the chance to give his team some early practice and game experience this summer when all but Rose, Hall and Derek Dawes (a 6-11 sophomore center who will redshirt in 2003-04 once he returns from a two-year LDS Church mission later this summer) were on the roster for the team's six-game tour of Australia in August.

POINT GUARD

With starter Kevin Woodberry having a full season under his belt, the Cougars should be stronger at the point in 2003-04. Woodberry (6-foot, 170-pound junior) returns after starting 26 of 32 games in his first season with the Cougars. He led BYU in assists (2.5 apg) and steals (1.4 spg) while adding 6.3 points and 2.2 rebounds. A strong defender, Woodberry suffered through a slow start offensively while

transitioning to Division I but improved to become a solid contributor. He had seven double-digit scoring games, including three of the last six. He had his best game at CSU with a season-high 17 points and five steals along with five assists. He recorded season highs of 6 rebounds and 6 assists. Others vying for time include junior Terry Nashif senior combo guard Luiz Lemes and redshirt freshman Austin Ainge. Ainge, the son of former BYU and NBA great Danny Ainge and current Boston



Mark Bigelow

Celtics Executive Director of Basketball Operations, will see his first action after redshirting last season. He prepped at Highland High School in Gilbert, Ariz., prior to serving a two-year mission in the Dominican Republic for the Church of Jesus Christ of Latter-day Saints. An intelligent player and outstanding shooter, Ainge is a strong floor leader who sets up his teammates well thanks to his passing skills and complete understanding of the game. Nashif has been the team's primary reserve in his first two seasons. He played in every game last year, including six starts, averaging 14.7 minutes per game.

Nashif is perhaps BYU's best ballhandler. A good playmaker, he led BYU in assists (3.0) and ranked first among MWC players in Assist/TO Ratio during league games last year. He has career highs of 11 points, seven assists and five rebounds. A combo guard, Lemes impressed in Australia with his overall play. Others who could see some minutes at the point include senior combo guard Ricky Bower and freshman Michael Rose. Both excellent shooters, they will likely spend the majority of their minutes at the shooting guard position.

SHOOTING GUARD

The biggest hole to fill for BYU in 2003-04 is that left by shooting guard Travis Hansen, who was selected 37th overall by the Atlanta Hawks in this summer's NBA Draft. Hansen was BYU's leading scorer the past two seasons and was the MWC's defensive player of the year last season along with fellow NBA draft pick Marcus Banks of UNLV. Coach Cleveland may not have one person that possesses all of Hansen's skills but he has several talented players who will vie for time this year. Junior college All-American Mike Hall led Dixie State College to a No. 3 national finish last year. Like Hansen, he is athletic and can get to the basket and is a strong and aggressive defender and rebounder. Seniors Ricky Bower and Luiz Lemes both have size and are excellent outside shooters. Ricky Bower made five starts last year but was slowed by a back and hip injury that really limited his play toward the end of the season. He had five double-figure scoring games, including a season-high 14 points vs. New Mexico in Provo. He made 4 treys vs. UNM, equaling his season high that he achieved in only 10

minutes vs. Idaho State while scoring 13 points. Last year Luiz Lemes played mostly limited minutes but played a bigger role later in the year. He scored a career-high 9 points in BYU's MWC Tournament game vs. CSU, logging 25 minutes while playing solid defense and going 3-4 from the floor. He played the point vs. Pepperdine and logged 21 minutes, starting the second half after hitting two threes during a 16-7 run to end the half. Freshman Michael

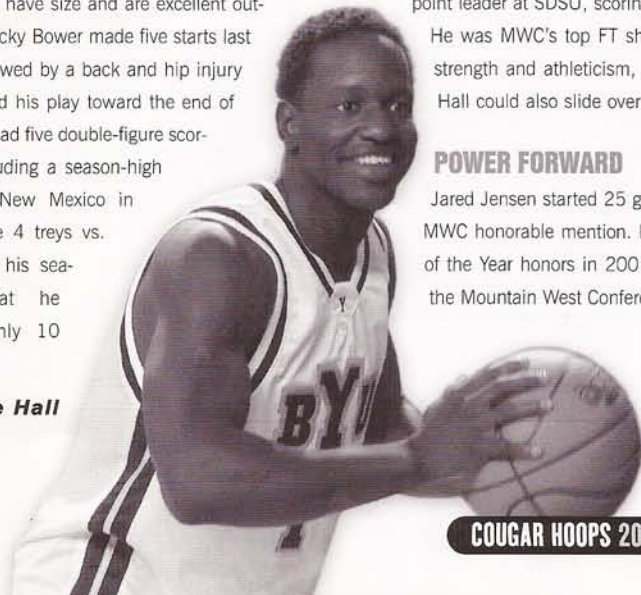
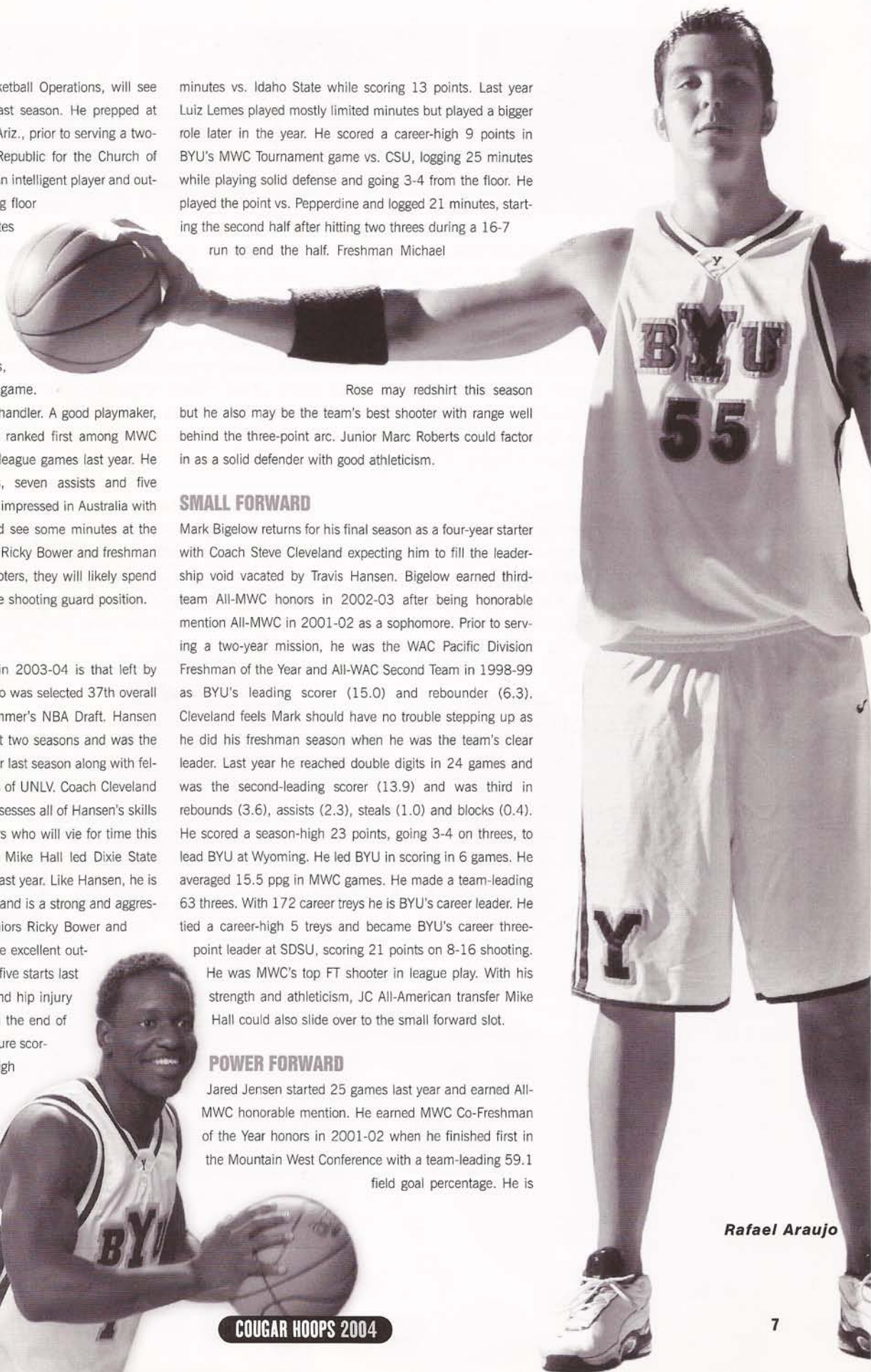
Rose may redshirt this season but he also may be the team's best shooter with range well behind the three-point arc. Junior Marc Roberts could factor in as a solid defender with good athleticism.

SMALL FORWARD

Mark Bigelow returns for his final season as a four-year starter with Coach Steve Cleveland expecting him to fill the leadership void vacated by Travis Hansen. Bigelow earned third-team All-MWC honors in 2002-03 after being honorable mention All-MWC in 2001-02 as a sophomore. Prior to serving a two-year mission, he was the WAC Pacific Division Freshman of the Year and All-WAC Second Team in 1998-99 as BYU's leading scorer (15.0) and rebounder (6.3). Cleveland feels Mark should have no trouble stepping up as he did his freshman season when he was the team's clear leader. Last year he reached double digits in 24 games and was the second-leading scorer (13.9) and was third in rebounds (3.6), assists (2.3), steals (1.0) and blocks (0.4). He scored a season-high 23 points, going 3-4 on threes, to lead BYU at Wyoming. He led BYU in scoring in 6 games. He averaged 15.5 ppg in MWC games. He made a team-leading 63 threes. With 172 career treys he is BYU's career leader. He tied a career-high 5 treys and became BYU's career three-point leader at SDSU, scoring 21 points on 8-16 shooting. He was MWC's top FT shooter in league play. With his strength and athleticism, JC All-American transfer Mike Hall could also slide over to the small forward slot.




POWER FORWARD

Jared Jensen started 25 games last year and earned All-MWC honorable mention. He earned MWC Co-Freshman of the Year honors in 2001-02 when he finished first in the Mountain West Conference with a team-leading 59.1 field goal percentage. He is



Mike Hall

Rafael Araujo




a talented offensive player in the low-post. Jensen was fourth on the team in scoring (7.5) and fourth in rebounding (3.3) last year and had 11 double figure scoring games despite Rafael Araujo being the primary option in the post. He has the potential to be a great inside scorer if his number is called. He had a season-high 19 points at UNM, making a career-best 7 field goals on 10 attempts. He had 18 points in 18 minutes on 6-for-6 shooting vs. Rice. He shot 50 percent or better in all but 8 games. Redshirt freshman Garner Meads returned from a mission in February and completed the final half of his redshirt season. He could prove a significant factor at the power forward slot. At 6-foot-8, he is hard-working and physical inside. Another physical presence is senior Jake Shoff, who was limited by a back injury last season. Shoff played double-digit minutes in 13 games last year. He got a start at Weber State and vs. UConn in the NCAA Tournament. If healthy, he has proven he can perform. He played a season-high 27 minutes at Wyoming and was key contributor to the win with 10 rebounds and 2-2 shooting. He had 10 boards vs. CSU. With Rafael Araujo in foul trouble against USD, Shoff scored 4 points with 1 rebound and 1 steal in 9 minutes while playing a key defensive role on USD center and leading scorer Jason Keep, helping hold him nearly 11 points below his average. He set a personal-best 15 points on 6-for-6 shooting and 5 boards in just 12 minutes vs. Pepperdine. Sophomore Josh Burgess, a 6-foot-8 forward who played at Irvine Valley last year, joined the team in the fall.

CENTER

The center position is in the capable hands of senior Rafael Araujo. He was third-team All-MWC as BYU's top rebounder (8.9) and third-leading scorer (12.0) last year. He was second in the MWC in rebounds. A hard-working player always striving to improve, he is a solid NBA prospect who has the potential to be the league's best player in his second season at the Division I level. He led BYU in scoring in nine games and reached double-digit points in 18 games last year. He had double-digit rebounds in 13 games and was second on the team in steals (1.4) and ranked third among all MWC players in thefts in league games. He had a team-leading eight double-doubles. With three-year reserve Dan Howard deciding to not play his final season, Shoff could see some more time at the five position. Derek Dawes returned from a mission in August. The 6-foot-11 center will likely redshirt in 2003-04.

Jared Jensen & Rafael Araujo





MEET THE COUGARS

2003-04 BYU NUMERICAL ROSTER

No.	Name	Pos.	Ht.	Wt.	Yr.	Hometown (Previous School)	Player Note
0	Kevin Woodberry	6-0	170	G	Sr.	Phoenix, AZ / Dixie State	Good defender started 26 games; led team in assists and steals
1	Mike Hall	6-3	205	G/F	Jr.	San Bernardino, CA / Dixie State	Earned first-team NJCAA All-America honors at Dixie St. College
2	Mike Rose	6-2	185	G	Fr.	Houston, TX/Spring Woods HS	Freshman recruit is an excellent three-point shooter
3	Mark Bigelow	6-7	200	F/G	Sr.	Olympia, WA/Olympia HS	Third-team All-MWC swingman is the team's top returning scorer
4	Luiz Lemes	6-3	180	G	Sr.	Sao Paulo, Brazil / E. Okla. St. College	Appeared in 27 of 32 games in reserve role; season-high 9 points
5	Jake Shoff	6-9	265	F/C	Sr.	Alpine, UT / Weber State	Strong inside player, rebounder limited by back injury last year
10	Terry Nashif	5-10	165	G	Jr.	Vancouver, WA / Evergreen HS	Reserve led the MWC in assist/TO ratio in league games last year
12	Marc Roberts	6-3	200	G	Jr.	Provo, UT / Timpview HS	Came off a redshirt after 13 games to appear in 11 games
13	Austin Ainge	6-2	175	G	Fr.	Gilbert, AZ / Highland HS	Redshirt freshman is son of former BYU/NBA great Danny Ainge
14	Ricky Bower	6-4	185	G	Sr.	Meridian, ID / Wisconsin	Top reserve avg. 17.6 minutes and shot .439 (3-FG), .875 (FT)
34	Joshua Burgess	6-8	230	F	So.	Irvine, CA / Irvine Valley College	Joined team in the fall after playing at Irvine Valley last season
41	Garner Meads	6-8	230	F	Fr.	Salt Lake City, UT / Brighton HS	McDonald's HS All-American returned from two-year mission
43	Derek Dawes	6-11	265	C	So.	Salt Lake City, UT / Cottonwood HS	Returned in August from two-year mission; likely will redshirt in 2003-04
52	Jared Jensen	6-9	250	F/C	Jr.	West Haven, UT / Fremont HS	Honorable Mention All-MWC shot 57.4 percent from the floor last year
55	Rafael Araujo	6-11	280	C	Sr.	Sao Paulo, Brazil / Ariz. Western	Third-team All-MWC led team in rebounds, 3rd in scoring, 2nd in steals

Head Coach: Steve Cleveland, UC Irvine, 1976 (108-78 entering seventh season)

Associate Head Coach: Dave Rose, Houston, 1983

Assistant Coaches: Andy Toolson, BYU, 1990; John Wardenburg, BYU, 1986

Director of Basketball Operations: Walter Roesse, BYU-Hawaii, 1994

Team Trainer: Robert Ramos, BYU, 1995

Luiz Lemes & Kevin Woodberry

2003-04 BYU ALPHABETICAL ROSTER

No.	Name	Pos.	Ht.	Wt.	Yr.	Hometown (Previous School)
13	Austin Ainge	6-2	180	G	Fr.	Gilbert, AZ / Highland HS
55	Rafael Araujo	6-11	280	C	Sr.	Sao Paulo, Brazil / Ariz. Western
3	Mark Bigelow	6-7	200	F/G	Sr.	Olympia, WA/Olympia HS
14	Ricky Bower	6-4	185	G	Sr.	Meridian, ID / Wisconsin
34	Joshua Burgess	6-8	230	F	So.	Irvine, CA / Irvine Valley College
43	Derek Dawes	6-11	265	C	So.	Salt Lake City, UT / Cottonwood HS
1	Mike Hall	6-3	205	G/F	Jr.	San Bernardino, CA / Dixie State
52	Jared Jensen	6-9	250	F/C	Jr.	West Haven, UT / Fremont HS
4	Luiz Lemes	6-3	180	G	Sr.	Sao Paulo, Brazil / E. Okla. St. College
41	Garner Meads	6-8	230	F	Fr.	Salt Lake City, UT / Brighton HS
10	Terry Nashif	5-10	165	G	Jr.	Vancouver, WA / Evergreen HS
12	Marc Roberts	6-3	200	G	Jr.	Provo, UT / Timpview HS
2	Mike Rose	6-2	185	G	Fr.	Houston, TX/Spring Woods HS
5	Jake Shoff	6-9	265	F/C	Sr.	Alpine, UT / Weber State
0	Kevin Woodberry	6-0	170	G	Sr.	Phoenix, AZ / Dixie State



BREAKDOWN BY POSITION

POINT GUARDS

Austin Ainge	G	6-2
Luiz Lemes	G	6-3
Terry Nashif	G	5-10
Kevin Woodberry	G	6-0

SHOOTING GUARDS

Ricky Bower	G	6-4
Luiz Lemes	G	6-3
Mike Hall	G/F	6-3
Marc Roberts	G	6-3
Mike Rose	G	6-2

SMALL FORWARDS

Mark Bigelow	F/G	6-7
Mike Hall	G/F	6-3
Luiz Lemes	G	6-3
Marc Roberts	G	6-3

POWER FORWARDS

Joshua Burgess	F	6-8
Jared Jensen	F/C	6-9
Garner Meads	F	6-8
Jake Shoff	F/C	6-9

CENTERS

Rafael Araujo	C	6-11
Derek Dawes	C	6-11
Jared Jensen	F/C	6-9
Jake Shoff	F/C	6-9

BREAKDOWN BY CLASS

SENIORS (6)

Rafael Araujo	C	6-11
Mark Bigelow	F/G	6-7
Ricky Bower	G	6-4
Luiz Lemes	G	6-3
Jake Shoff	F/C	6-9
Kevin Woodberry	G	6-0

JUNIORS (4)

Mike Hall	G/F	6-3
Jared Jensen	F/C	6-9
Terry Nashif	G	5-10
Marc Roberts	G	6-3

SOPHOMORES (2)

Joshua Burgess	F	6-8
Derek Dawes	C	6-11

FRESHMEN (3)

Austin Ainge	G	6-2
Garner Meads	F	6-8
Mike Rose	G	6-2

RETURNING FROM LDS CHURCH MISSIONS (2)

Garner Meads	F	6-8	Fr.	(Served mission in Edmonton, Alberta)
Derek Dawes	C	6-11	So.	(Served mission in New Hampshire)

ON LDS CHURCH MISSIONS (2)

Jimmy Balderson	G	6-6	So.	-- returns in 2004-05 (Served mission in Micronesia, Guam)
Sam Burgess	G	6-3	So.	-- returns in 2004-05 (Served mission in Spokane, Wash.)

2003-04 ROSTER BREAKDOWN

STARTER RETURNING (4)

Mark Bigelow	F/G	6-7	(13.9 ppg, 3.7 rpg, 2.3 apg)
Rafael Araujo	C	6-11	(12.0 ppg, 8.9 rpg, 1.2 apg)
Jared Jensen	F/C	6-9	(7.5 ppg, 3.3 rpg)
Kevin Woodberry	G	6-0	(6.3 ppg, 2.2 rpg, 2.5 apg)

STARTER LOST (1)

Travis Hansen	G	Sr.	(16.8 ppg, 4.8 rpg, 2.4 apg)
---------------	---	-----	------------------------------

LETTERWINNERS RETURNING (10)

Mark Bigelow	F/G	6-7	(13.9 ppg, 3.7 rpg, 2.3 apg)
Rafael Araujo	C	6-11	(12.0 ppg, 8.9 rpg, 1.2 apg)
Jared Jensen	F/C	6-9	(7.5 ppg, 3.3 rpg)
Kevin Woodberry	G	6-0	(6.3 ppg, 2.2 rpg, 2.5 apg)
Ricky Bower	G	6-4	(5.2 ppg, 1.4 rpg, 1.3 apg)
Jake Shoff	F/C	6-9	(2.6 ppg, 3.0 rpg)
Terry Nashif	G	5-10	(2.2 ppg, 1.6 rpg, 2.1 apg)
Luiz Lemes	G	6-3	(1.7 ppg, 0.9 rpg)
Marc Roberts	G	6-3	(1.7 ppg, 1.1 rpg)
*Derek Dawes	C	6-11	(1.1 ppg, 2.0 rpg)

*returning from mission; stats from 2000-2001 season

LETTERWINNERS LOST (4)

Travis Hansen	G	Sr.	(16.8 ppg, 4.8 rpg, 2.4 apg)
Dan Howard	C	Jr.	(1.3 ppg, 0.9 rpg)
Bart Jepsen	F	Jr.	(0.9 ppg, 0.7 rpg)
John Allen	F	So.	(2.6 ppg, 1.3 rpg)

RETURNING 2002-03 REDSHIRTS (1)


Austin Ainge	G	6-2	Fr.
--------------	---	-----	-----

NEWCOMERS (4)

Mike Hall	G	6-3	Jr.	(Signed out of Dixie State College)
Michael Rose	G	6-2	Fr.	(Signed out of Spring Woods HS)
Garner Meads	F	6-8	Fr.	(Returned from mission/finished redshirt year in winter 2003)
Josh Burgess	F	6-8	So.	(Walkon out of Irvine Valley College)



2003-04 BYU COUGARS



RAFAEL ARAUJO



CENTER

SENIOR • 6-11 • 280
SAO PAULO, BRAZIL
(ARIZONA WESTERN)

55

CAREER HIGHS

POINTS: 31 at AFA
FG MADE: 13 at AFA
FG ATT: 20 at San Francisco
FG%: .813 (13-16) at AFA
3FG MADE: 1 (3 times) last v.CSU
3FG ATT: 2 vs. Utah State, Utah
3FG%: 1.000 (1-1) 3 times,
last vs. CSU
FT MADE: 7 at Weber St, v. UNM
FT ATT: 10 at Weber State
FT %: 1.000 (4-4) vs. UCSB
REB: 17 at San Francisco
ASSISTS: 3 (6 times)
last vs. CSU
STEALS: 5 at AFA
BLOCKS: 3 at Arizona State
MINUTES: 34 at AFA, at UNM

CAPSULE: Araujo is an MWC Player of the Year candidate ... He enters his second season at the Division I level with NBA-caliber potential ... He came to BYU after being one of the top-10 junior college players in the country, earning second-team NJCAA All-America honors in 2001-02 at Arizona Western College, where he averaged 17.9 points and 10.7 rebounds ... He was third-team All-MWC as BYU's top rebounder (8.9) -- second among MWC players -- and third-leading scorer (12.0) last year ... He was second in steals (1.4 spg), third among all league players in MWC games ... A skilled and athletic center, he has the ability to be a dominating rebounder and top scoring threat ... He can both power and finesse with his size and strength and improving skill development ... He runs the floor well and has range on the perimeter ... He played on the Brazilian National Team at the 2002 World Basketball Championships in Indianapolis ... Considered top performer at the 2003 Pete Newell Big Man Camp in Las Vegas ... He has career Division I highs of 31 points, 17 rebounds, 3 assists, 3 blocks and 5 steals.

SUMMER TOUR IN AUSTRALIA: Araujo averaged 14.0 ppg, 7.7 rpg, 0.3 apg and 1.8 spg in 20.2 minutes.

JUNIOR (2002-03): Araujo was third-team All-MWC as BYU's top rebounder (8.9) and third-leading scorer (12.0) ... was second in the MWC in rebounds ... led BYU in scoring in nine games and has reached double-digit points in 18 games ... had double-digit rebounds in 13 games ... was second on the team in steals (1.4) and ranked third among all MWC players in thefts in league games ... after a tough outing in his first game of the year, BYU's big center showed his vast potential -- he was named MWC Player of the Week Dec. 30 after his 24 points and 17 rebounds at USF, also coming up with 3 steals, and then recorded game highs of 17 points and 7 rebounds on 8-11 shooting vs SUU ... followed that up with two double-doubles the next week: 19 points (8-11 shooting) and 11 boards vs. Pepperdine and 11 points (4-5 shooting) and 14 rebounds vs. Oklahoma St ... scored a career-best 31 points on 13-16 shooting at AFA, also adding 9 rebounds and a career-high 5 steals ... led BYU with 22 points and 15 rebounds vs. UNLV ...

had a team-leading eight double-doubles and was one point or rebound from four other double-doubles, including 31 points and 9 rebounds at Air Force.

BEFORE BYU (BRAZILIAN NATIONAL TEAM): Played against NBA and other professional players on the Brazilian National Team at the 2002 World Basketball Championships in Indianapolis.

(ARIZONA WESTERN COLLEGE): One of the top-10 junior college players in the country and considered among the top big men ... earned second-team NJCAA All-America honors in 2001-02 ... as a sophomore led Arizona Western to a 28-3 record and No. 6 national ranking before losing in the finals of the NJCAA Region 1 Tournament ... scored 17.9 points and grabbed 10.7 rebounds for the Matadors while shooting 57 percent from the floor, 28 percent on threes (14-49 from three-point range) and 67 percent from the line ... was second-team all-region as a freshman in 2000-01 and a first-teamer and region MVP as a sophomore ... coached by Kelly Green.


HIGH SCHOOL: Attended Padre Anacleto High School.

PERSONAL: Born in August 1980 ... a native of Sao Paulo, Brazil ... parents are Tadeu and Neuza ... has one brother ... wife named Cheyenne ... enjoys playing soccer and big fan of Brazil's 2002 World Cup Champions ... dean's list student at Arizona Western ... recreation management major.


RAFAEL ARAUJO CAREER TOTALS

Game-by-game Araujo statistics on page 37

YEAR	GP	GS	MIN	AVG	FG	FGA	PCT	3FG	FGA	PCT	FT	FTA	PCT	OFF	DEF	TOT	AVG	PF	FO	A	AVG	TO	BLK	STL	PTS	AVG
2002-03	32	32	802	25.1	155	278	.558	3	11	.273	70	109	.642	91	195	286	8.9	118	7	38	1.2	94	15	45	383	12.0
Career Totals	32	32	802	25.1	155	278	.558	3	11	.273	70	109	.642	91	195	286	8.9	118	7	38	1.2	94	15	45	383	12.0



MARK BIGELOW



FORWARD/GUARD

SENIOR • 6-7 • 200

OLYMPIA, WASH.

(OLYMPIA HS)

3

CAREER HIGHS

POINTS: 33 at Washington St.
FG MADE: 11 at Washington St.
FG ATT: 20 at Wash. St., CSUN
FG%: .800 (8-10) vs. UTEP
3FG MADE: 5 (3 times) last at San Diego State
3FG ATT: 10 vs. CSUN
3FG%: .750 (3-4) at Wash. St., at Wyoming (2-8-03)
FT MADE: 11 (twice)
FT ATT: 11 (twice)
FT %: 1.000 (11-11) (twice)
REB: 14 (twice)
ASSISTS: 6 (twice)
STEALS: 9 vs. Arizona (BYU record)
BLOCKS: 3 at UCSB, v. Creighton
MINUTES: 42 vs. Arizona



CAPSULE: Bigelow is an MWC Player of the Year candidate ... He will be looked to as a leader as a four-year starter in 2003-04 ... He earned third-team All-MWC honors in 2002-03 as BYU's second-leading scorer (13.9) and was honorable mention All-MWC in 2001-02 ... He was BYU's leading scorer (15.0) and rebounder (6.3) and WAC Pacific Division Freshman of the Year and All-WAC Second Team in 1998-99 before going on a two-year LDS Church mission to Ft. Lauderdale, Fla. ... An excellent shooter and extremely intelligent player, Bigelow is BYU's all-time three-point leader and holds the record for consecutive games with a trey (22) ... A gifted offensive player who moves well without the ball and has a nice mid-range game, he can play either wing position for the Cougars ... Currently ranked 15th on BYU's all-time scoring list, he has the chance to finish among the top four scorers in school history ... He has career high of 33 points, 14 rebounds, 6 assists and a school-record 9 steals ... His career averages are 14.6 ppg, 4.2 rpg and 1.9 apg.

SUMMER TOUR IN AUSTRALIA: Bigelow averaged 21.6 ppg, 4.8 rpg, 2.0 apg and 1.2 spg in 27.2 minutes.

JUNIOR (2003-03): Third-team All-MWC honors in 2002-03 ... reached double digits in 24 games and was the second-leading scorer (13.9) and was third in rebounds (3.6), assists (2.3), steals (1.0) and blocks (0.4) ... scored a season-high 23 points, going 3-4 on threes, to lead BYU at Wyoming ... led BYU in scoring in 6 games ... had 21 points at CSU, the second time this season and fifth time of his career he has had back-to-back 20-point outings ... scored 21 points in each of the first two MWC games vs. UNLV and at SDSU ... averaged 15.5 ppg in MWC games ... tied a career-high 5 treys and became BYU's career three-point leader at SDSU, scoring 21 points on 8-16 shooting ... made 4 triples at Creighton (21 points). With BYU trailing 30-22, he made three consecutive treys to give BYU the lead at 31-30 ... made 10 straight points for BYU vs. USU; he also scored 10 straight BYU points at Creighton ... was MWC's top FT shooter in league play ... made a team-leading 63 threes ... made multiple threes in 18 games ... with 172 career treys he is BYU's career leader.

SOPHOMORE (2001-02): Bigelow earned honorable mention All-MWC recognition as BYU's second-leading scorer at 14.9 points per game ... one of three players to start all 30 games along with Travis Hansen and Matt Montague ... was fifth on the team with 2.7 rebounds per game and third with 1.5 assists per game ... was third on the team with 21 steals ... shot 43.5 percent from the floor and 80.3 percent from the free throw line ... led the team in three-pointers made with 65 on 42.2 percent shoot-

ing from behind the arc ... including his freshman season, set the BYU record with 22 consecutive games with a trey (set vs. UNLV in Provo) after making a three-pointer in each of the first 15 games of 2001-02 ... made two or more threes in 18 games, including a career-equaling 5 treys vs. Southern Utah ... had four threes vs. CSU in Provo, a conference-season high, and went 3-6 vs. UCI and 3-5 vs. Memphis in the 2002 NIT ... made a team-leading 2.2 threes per game ... scored at least 13 points in 23 of 30 games while reaching double digits 26 times ... had five games with 20 or more points, including a BYU season-high 31 to lead BYU to a win over Arizona State ... had a string of 14 straight double-digit games ... led BYU in scoring 12 times in 2001-02 ... had a season-high 7 rebounds against Weber State ... had 15 points in NIT win over UC Irvine ... drove through traffic for a monster dunk while scoring 17 points in NIT loss at eventual champion Memphis.

FRESHMAN (1998-99): He was the 1999 WAC Pacific Division Freshman of the Year, All-WAC Second Team and All-Newcomer Team in 1999 ... was BYU's leading scorer (15.0) and rebounder (6.3) ... reached double figures in 23 of 28 games, including 15 games with 15 or more points and nine games with 20 or more points ... had a career-high 33 points at Washington State and recorded highs of 14 rebounds against Denver and Cal State Northridge ... had four double-doubles, including 15 points, 14 rebounds vs. Denver, 14 points, 14 rebounds vs. Cal State Northridge ... 13 points, 10 rebounds at Utah, and 23 points, 11 rebounds at Fresno State ... came close to additional double-doubles in four games, including 24 points, 9 steals vs. Arizona ... 22 points, 9 rebounds vs. California, 20 points, 9 rebounds at San Diego State, and 20 points, 8 rebounds in WAC Tournament upset of TCU ... his nine steals against Arizona set a BYU record.

BEFORE BYU: Prepped at Olympia High in Olympia, Wash. ... lettered four years ... was all-league, second team all-area, all-state by USA Today ... team captain ... led team to league and district championships ... top scorer in 3A state tournament as a senior ... named 3A state tournament MVP ... averaged 20 points, 4 assists and 8 rebounds per game ... coached by John Kiley (Washington).

PERSONAL: Born January 1980 in Olympia, Wash. ... parents are Michael and Judy ... likes water skiing and golf ... recruited by Utah, St. Joseph's, San Jose State, Oregon, Portland, UC Santa Barbara, Wyoming and Pepperdine ... married Terra Smith, a starter on BYU's women's soccer team, in summer 2002 ... economics major.


MARK BIGELOW CAREER TOTALS

Game-by-game Bigelow statistics on pages 37-39

YEAR	GP	GS	MIN	AVG	FG	FGA	PCT	3FG	FGA	PCT	FT	FTA	PCT	OFF	DEF	TOT	AVG	PF	FO	A	AVG	TO	BLK	STL	PTS	AVG
1998-99	28	27	907	32.4	132	301	.439	44	113	.389	111	140	.793	34	141	175	6.3	67	3	57	2.0	76	13	38	419	15.0
2001-02	30	30	954	31.8	138	317	.435	65	154	.422	106	132	.803	14	68	82	2.7	66	2	44	1.5	62	11	21	447	14.9
2002-03	32	32	1025	32.0	145	332	.437	63	151	.417	93	112	.830	28	90	118	3.7	74	2	74	2.3	56	12	33	446	13.9
Career Totals	90	89	2886	32.1	415	950	.437	172	418	.411	310	384	.807	76	299	375	4.2	207	7	175	1.9	194	36	92	1312	14.6



RICKY BOWER



GUARD

SENIOR • 6-4 • 185

MERIDIAN, IDAHO

(UNIV. OF WISCONSIN)

14

CAREER HIGHS

POINTS: 14 vs. *New Mexico*
FG MADE: 4 (four times) last vs. *New Mexico*
FG ATT: 8 at *Creighton*
FG%: .667 (2-3) vs. *Toledo*
3FG MADE: 4 vs. *ISU, UNM*
3FG ATT: 7 vs. *ISU, UNM*
3FG%: 1.000 (2-2) v. *Toledo*
FT MADE: 7 vs. *Kansas State*
FT ATT: 8 vs. *Kansas State*
FT %: 1.000 (6-6) vs. *Utah State*
REB: 5 (3 times) last vs. *AFA*
ASSISTS: 5 vs. *AFA*
STEALS: 2 (three times) last at *USF*
BLOCKS: 1 (3 times) last at *AFA*
MINUTES: 31 (twice) last vs. *SDSU*



CAPSULE: Bower should play a key role for the Cougars in his senior season ... He was the Cougars' primary reserve, including five starts, last season despite being slowed by a back injury ... He had back surgery after the season ... He is a transfer from the University of Wisconsin who sat out using a redshirt year in 2001-02 because of NCAA transfer rules ... An excellent shooter, he was the team's top percentage shooter (of players with significant minutes) from three-point range (.439) and the free throw line (.875) last year ... He shot 44 percent from three-point range and 81 percent from the line at Wisconsin ... He can play some point but is primarily a wing ... He has an outstanding knowledge of the game and possesses good leadership skills ... He should be a strong factor for the Cougars on the perimeter in 2003-04 ... He has career highs at BYU of 14 points, 5 rebounds and 5 assists.

SUMMER TOUR IN AUSTRALIA: Bower averaged 4.4 ppg, 1.4 rpg, 2.8 apg and 0.6 spg in 19.4 minutes.

JUNIOR (2002-03): Slowed by preseason injuries, Bower was still a primary reserve on the perimeter and made 5 starts ... starting vs. AFA in Provo, he had a season-best 5 assists while equaling a season-high 5 rebounds with 5 points ... his first start was vs. St. Bonaventure, helping handle the Bonnies pressure defense ... made 13 consecutive free throws over eight games before missing the second of four attempts vs. SUU ... went 6-6 from the line late vs. Utah State to keep the Cougars on top ... his trey with 1:49 left against SUU was BYU's 14th of the game, setting a new school record ... had 5 rebounds, 4 assists and 9 points vs. SUU ... was the sub of the game with 9 points and 2 assists in 15 minutes vs. Oklahoma State ... hit a big shot in the corner at ASU ... had five double-figure scoring games, including a season-high 14 points vs. New Mexico in Provo ... made 4 treys vs. UNM, equaling his season high that he achieved in only 10 minutes vs. Idaho State while scoring 13 points ... made multiple threes in eight games ... played 20 or more minutes in 14 games.

REDSHIRT (2001-02): Bower practiced with the team while redshirting due to transfer rules.

BEFORE BYU (UNIVERSITY OF WISCONSIN): Bower shot 44 percent from three-point range and 81 percent from the line at Wisconsin ... hit six three-pointers vs. Temple and was named ESPN's Player of the Game ... selected player of the game vs. Ohio State ... served a two-year mission to Poland for the Church of Jesus Christ of Latter-day Saints prior to playing at Wisconsin.

(RICKS COLLEGE): Bower played his freshman season at Ricks College in Rexburg, Idaho ... was named Region 18 MVP ... averaged 16 points and made 48 percent of his three-point attempts.

(HIGH SCHOOL): Bower was named the Idaho's Mr. Basketball as a senior at Skyview High, averaging 26.7 points, 6.4 rebounds and 5.7 assists per game.

PERSONAL: Born April 1978 in Caldwell, Idaho ... parents are Susan and the late Wayne Bower; stepfather is Robert Carlson ... brother Danny played basketball at BYU (1997-99) ... served a two-year mission to Poland for the Church of Jesus Christ of Latter-day Saints ... recruited by Texas, Northwestern, Utah State, Vanderbilt, Wisconsin, Utah... accounting major.

RICKY BOWER CAREER TOTALS

Game-by-game Bower statistics on page 39

YEAR	GP	GS	MIN	AVG	FG	FGA	PCT	3FG	FGA	PCT	FT	FTA	PCT	OFF	DEF	TOT	AVG	PF	FO	A	AVG	TO	BLK	STL	PTS	AVG
2000-01 (U. Wisc.)	21	0	293	14.0	28	63	.444	22	50	.440	13	16	.813	8	16	24	1.1	37	0	6	0.3	14	1	5	91	4.3
2002-03 (BYU)	32	5	562	17.6	44	99	.444	29	66	.439	49	56	.875	7	38	45	1.4	46	0	43	1.3	28	3	17	166	5.2
Career Totals	53	5	855	16.1	72	162	.444	51	116	.440	62	72	.861	15	54	69	1.3	83	0	49	0.9	42	4	22	257	4.9



LUIZ LEMES



GUARD

SENIOR • 6-3 • 180
SAO PAULO, BRAZIL
(E. OKLA. ST. COLLEGE)

4

CAREER HIGHS

POINTS: 9 vs. Colorado State
FG MADE: 3 vs. Rice, Colorado St.
FG ATT: 4 (5 times) last vs. CSU
FG%: .750 (3-4) vs. Rice, CSU
3FG MADE: 2 vs. Pepperdine
3FG ATT: 3 vs. SUU, Pepperdine
3FG%: .667 (2-3) vs. Pepperdine
FT MADE: 2 vs. Air Force, CSU
FT ATT: 2 (4 times) last vs. CSU
FT %: 1.000 (2-2) vs. Air Force, vs. CSU
REB: 2 (4 times) last vs. UNM
ASSISTS: 2 vs. Rice
STEALS: 2 vs. UNM
BLOCKS: 1 vs. Pepperdine, AFA
MINUTES: 25 vs. CSU



CAPSULE: Lemes could play a significant role for BYU as a senior ... A combo guard and with an excellent understanding of the game, Lemes saw limited action last year behind starter and current Atlanta Hawk Travis Hansen and sixth man Ricky Bower ... He made good contributions when given the opportunity, averaging 8.4 minutes overall in 27 appearances ... He has worked hard during the offseason and will compete for minutes at the shooting guard position as well as the point ... He transferred from Eastern Oklahoma State College in Wilburton, Okla. where he earned first-team NJCAA All-Region 2 honors and led the Mountaineers to back-to-back Region 2 Tournament runner-up finishes with records of 23-8 and 25-7 ... Played point guard as a freshman before being moved to the wing because of his shooting ability (made 66 threes sophomore season from the wing) ... He will have the opportunity to contribute with his shooting skills in Hansen's absence ... He has Division I career highs of 9 points, 2 rebounds and 2 assists.

SUMMER TOUR IN AUSTRALIA: Lemes averaged 6.7 ppg, 2.7 rpg, 2.5 apg and 0.7 spg in 23.6 minutes.

JUNIOR (2003-03): Lemes played mostly limited minutes but played a bigger role later in the year ... scored a career-high 9 points in BYU's MWC Tournament game vs. CSU, logging 25 minutes while playing solid defense and going 3-4 from the floor ... was 2-3 for 5 points in the prior game vs. UNM, adding 2 steals and 2 rebounds ... had significant playing time vs. SUU, Pepperdine, Rice, Air Force and New Mexico ... played 18 minutes with 3 points vs. Southern Utah ... scored 7 points vs. AFA in Provo ... played the point vs. Pepperdine and logged 21 minutes, starting the second half after hitting two threes during a 16-7 run to end the first half ... After not taking a shot in BYU's first three games, he logged 20 minutes in the home-opening win over Rice, scoring his first BYU points with 7 on 3-4 shooting ... in that game, he sparked BYU's decisive first-half run vs. Rice when he stole an Owl pass and went the length of the court for a layup for his first bucket ... on the next offensive possession, he connected on his first three-point attempt of the year giving the Cougars a 23-17 lead ... at Creighton, he had one assist and hit his only attempt, a trey, to start a 12-3 Cougar run that included four three-pointers, three by Mark Bigelow, to help BYU regain the lead at 31-30 in the first half ... hit a big shot at Utah to keep BYU close ... stepped

up and hit a big jumper at UNM to help the Cougars hold off the Lobos.

BEFORE BYU (EASTERN OKLAHOMA STATE COLLEGE): Lemes earned first-team NJCAA All-Region 2 honors in 2001-02 ... led the Mountaineers to back-to-back Region 2 Tournament runner-up finishes with records of 23-8 and 25-7 in his two seasons ... as a freshman averaged nine points playing primarily the point ... played exclusively the wing as a sophomore because of his great shooting ability ... made 66 threes (2.1 per game) in 2001-02 ... shot 46.9 percent from the floor, 40 percent on threes, 76 percent from the free throw line ... was the team's second-leading scorer at 15.1 points per game ... led the team in steals (2.2) and was second in assists (3.6) while adding 2.9 rebounds per contest ... named to Pepsi Cola Invitational All-Tournament Team ... recipient of the school's Larry Storm Award ... coached by Jimmy Voight.

(HIGH SCHOOL): Attended Externato J. Bonfiglioli High School where they did not have a high school team but played on Sao Paulo Junior State Team that won the Brazilian national title in 1996, 1998 and 1999 ... coached by Adriano Geraldes.

(BRAZILIAN JUNIOR NATIONAL TEAM): Played on Brazilian Junior National Team ... helped junior national team win the South America Championship in 1998 and finish third in the America Junior Championship ... placed eighth in the 1999 World Junior Championship ... coached by Aloisio Ferreira.

PERSONAL: Born in October 1980 ... native of Sao Paulo, Brazil ... parents are Celso Divino and Regina Inez Campos Lemes ... has three brothers ... father is a head coach in Brazil ... mother is a physical education teacher ... brother Leandro plays basketball at San Jacinto junior college in Texas ... favorite event is World Cup soccer ... recreation management major with physical education minor.

LUIZ LEMES CAREER TOTALS

Game-by-game Lemes statistics on page 40

YEAR	GP	GS	MIN	AVG	FG	FGA	PCT	3FG	FGA	PCT	FT	FTA	PCT	OFF	DEF	TOT	AVG	PF	FO	A	AVG	TO	BLK	STL	PTS	AVG
2002-03	27	0	227	8.4	17	43	.395	7	21	.333	6	9	.667	1	22	23	0.9	18	0	11	0.4	6	2	8	47	1.7
Career Totals	27	0	227	8.4	17	43	.395	7	21	.333	6	9	.667	1	22	23	0.9	18	0	11	0.4	6	2	8	47	1.7



JAKE SHOFF



FORWARD/CENTER

SENIOR • 6-9 • 265


ALPINE, UTAH

(WEBER STATE)

5

CAREER HIGHS

POINTS: 15 vs. Pepperdine
 FG MADE: 6 vs. Pepperdine
 FG ATT: 6 vs. Pepperdine
 FG%: 1.000 (6-6) vs. Pepperdine
 3FG MADE: --
 3FG ATT: 1 vs. Air Force
 3FG%: .000 (0-1) vs. Air Force
 FT MADE: 5 at San Francisco
 FT ATT: 6 vs. Pepperdine
 FT %: 1.000 (5-5) at San Francisco
 REB: 10 at Wyoming, vs. CSU
 ASSISTS: 2 vs. Utah State
 STEALS: 1 (10 times) last v. UConn
 BLOCKS: --
 MINUTES: 27 at Wyoming



CAPSULE: Shoff could be a significant factor in the post in 2003-04 ... He played in 30 of 32 games with two starts last season despite being hampered all season by a back injury ... A strong rebounder and underestimated offensive player, he shot 61 percent from the floor and averaged three rebounds in his 10 minutes per game last year while adding 2.6 ppg ... He is a transfer from Weber State University (Ogden, Utah) who sat out the 2001-02 season as a redshirt because of NCAA transfer rules ... A strong physical player inside, he was third in the nation in average rebounds per minute played in 2000-01 at Weber State ... Aggressive with good size and agility, he makes an impact on the game even when logging limited minutes ... If further injury problems don't persist, he should play a bigger role for the Cougars in his senior season ... He has career highs at BYU of 15 points and 10 rebounds.

SUMMER TOUR IN AUSTRALIA: Shoff averaged 4.5 ppg, 4.5 rpg, 0.2 apg and 0.8 spg in 15.3 minutes.

JUNIOR (2002-03): Shoff did not practice or play for the better part of the practice season due to back problems ... saw his first action vs. Kansas State and was active, pulling down four rebounds in his 13 minutes ... played in all games but the opener vs. Toledo and vs. Rice ... played double-digit minutes in 13 games ... got a start at Weber State and vs. UConn in the NCAA Tournament ... played a season-high 27 minutes at Wyoming and was key contributor to the win with 10 rebounds and 2-2 shooting ... had 10 boards vs. CSU and also played a key role at CSU, making a key play by going into the stands to save a ball late in the game, allowing BYU to use valuable time off the clock before Shoff finished the possession by drawing a foul and converted a free throw ... had 6 rebounds at CSU ... with starter Rafael Araujo in foul trouble against USD, Shoff scored 4 points with 1 rebound and 1 steal in 9 minutes while playing a key defensive role on USD center Jason Keep, helping hold USD's leading scorer nearly 11 points below his average ... was one of BYU's most effective players at USF, with 9 points, 3 rebounds in 9 minutes, on 2-3 shooting and a perfect 5-5 from the line ... set a personal-best 15 points on 6-for-6 shooting and 5 boards in just 12 minutes vs. Pepperdine.

REDSHIRT (2001-02): Shoff practiced with the team while red-shirting due to transfer rules.

BEFORE BYU (WEBER STATE): Shoff started 19 of 28 games as a sophomore last year at Weber State, scoring 7.4 points and pulling down a team-best 6.0 rebounds ... shot 56 percent from the floor ... served a mission for the Church of Jesus Christ of Latter-day Saints to Honduras after his freshman year ... averaged 5.5 points and 4.6 rebounds his freshman season with the Wildcats.

(HIGH SCHOOL): Shoff averaged 16 points, 10 rebounds and four assists his senior year at American Fork High School ... one of three players, including former Cougar teammate Jon Carlisle, to earn Region 4 Tri-Player of the Year honors.

PERSONAL: Born September 1978 in Biloxi, Miss. ... parents are Carl and Mary Ann Shoff... served two-year mission for the Church of Jesus Christ of Latter-day Saints to Honduras ... married the former Emily Criddle Oct. 26, 2001 ... son Zachary Jacob was born July 13, 2003 ... recruited by Utah, Pepperdine, Weber State, San Francisco, Utah State ... recreation management major.


JAKE SHOFF CAREER TOTALS

Game-by-game Shoff statistics on pages 40-41

YEAR	GP	GS	MIN	AVG	FG	FGA	PCT	3FG	FGA	PCT	FT	FTA	PCT	OFF	DEF	TOT	AVG	PF	FO	A	AVG	TO	BLK	STL	PTS	AVG
1997-98 (Weber St.)	27	5	433	16.0	57	101	.564	0	1	.000	35	54	.648	--	--	123	4.6	64	3	23	0.9	32	5	16	149	5.5
2000-01 (Weber St.)	28	19	475	17.0	74	132	.561	0	0	.000	58	89	.652	62	106	168	6.0	80	1	16	0.6	37	3	10	206	7.4
2002-03 (BYU)	30	2	314	10.4	28	46	.609	0	1	.000	21	33	.636	35	54	89	3.0	46	1	8	0.3	14	0	10	77	2.6
TOTAL	85	26	1222	14.4	159	279	.570	0	2	.000	114	176	.648	--	--	380	4.5	190	5	47	0.6	83	8	36	432	5.1



KEVIN WOODBERRY



GUARD

SENIOR • 6-0 • 170

PHOENIX, ARIZ.

(DIXIE STATE COLLEGE)



CAREER HIGHS

POINTS: 17 at Colorado State
 FG MADE: 6 at Colorado State
 FG ATT: 13 vs. St. Bonaventure
 FG%: .667 (6-9) at Colorado State
 3FG MADE: 3 (4 times)
 last at UNLV
 3FG ATT: 9 at San Francisco
 3FG%: .667 (2-3) vs. SUU
 FT MADE: 4 vs. CSU, UNM
 FT ATT: 6 vs. San Diego, Utah St.
 FT %: 1.000 (4-4) vs. CSU, UNM
 REB: 6 vs. Air Force, at Wyoming
 ASSISTS: 6 vs. Utah State, SUU
 STEALS: 5 at Wyoming, at CSU
 BLOCKS: 2 vs. New Mexico
 MINUTES: 36 vs. CSU

CAPSULE: Woodberry returns for his senior campaign after starting 26 of 32 games in his first season at BYU last year ... An excellent defender with good speed, he led the team with 46 steals (1.4 spg) while dishing out a team-high 80 assists (2.5 apg) ... He was fifth in scoring at 6.3 ppg ... He made 36 three-point shots (1.1 per game) last year ... He transferred from Dixie State College (St. George, Utah) where he helped the Rebels earn a 34-3 record and the 2002 NJCAA National Championship, earning second-team All-Scenic West Athletic Conference honors after leading the Rebels in assists (3.6), steals (2.0), three-point field goals (73) and free throw percentage (.815) ... He played at Portland as a freshman ... He has career highs at BYU of 17 points, 6 rebounds, 6 assists and 5 steals.

SUMMER TOUR IN AUSTRALIA: Woodberry averaged 7.8 ppg, 2.7 rpg, 1.8 apg and 1.8 spg in 23.1 minutes.

JUNIOR (2003-03): A solid defender, he started in 26 of 32 games and led BYU in assists (2.5) and steals (1.4) ... had his best game at CSU with 17 points, 5 assists and 5 steals ... also had 5 steals with a season-high 6 rebounds at Wyoming ... held Wyoming's Jay Straight to 2-10 shooting ... was effective when guarding Ruben Douglas, the nation's leading scorer, in BYU's MWC Tournament win ... had an 11-point, 5-assist effort at UNM ... struggled with his shot early but finished the year strong ... had 7 double figure scoring games, including three of the last six.

BEFORE BYU (DIXIE STATE): Woodberry helped Dixie State College (St. George, Utah) to a 34-3 record and the 2002 NJCAA National Championship ... named second-team All-Scenic West Athletic Conference ... led the Rebels in assists (3.6), steals (2.0), three-point field goals (73) and free throw percentage

(.815) ... shot 41.2 percent from the floor, including 41 percent on threes, while averaging 11.4 points and 2.9 rebounds per contest ... came to Dixie after sitting out a year after his freshman season at Portland ... coached by Jeff Kidder.

(UNIVERSITY OF PORTLAND): Played in 28 games, including five starts ... had season-high 10 points vs. San Jose State and Loyola Marymount ... had eight points and season-best four assists in 20 minutes vs. Rice ... also had four assists vs. Loyola-Chicago and Loyola Marymount ... grabbed a season-high six rebounds vs. Seattle ... made a three in 16 games, including eight consecutive contests... played 20 minutes or more in nine games ... faced five teams who are on BYU's 2002-03 schedule, including Pepperdine, San Diego, San Francisco, Rice and Idaho State.


(HIGH SCHOOL): Prepped at Trevor G. Browne High School in Phoenix ... coached by Mike Ellsworth ... played for Arizona Stars club team coached by Brad Pinter.

PERSONAL: Born in September 1980 ... a Phoenix, Ariz., native ... mother is Betty Cole ... has two brothers ... worked in student government in high school ... health science major.


KEVIN WOODBERRY CAREER TOTALS

Game-by-game Woodberry statistics on page 41

YEAR	GP	GS	MIN	AVG	FG	FGA	PCT	3FG	FGA	PCT	FT	FTA	PCT	OFF	DEF	TOT	AVG	PF	FO	A	AVG	TO	BLK	STL	PTS	AVG
2002-03	32	26	822	25.7	62	175	.354	36	113	.319	41	68	.603	6	65	71	2.2	52	0	80	2.5	57	8	46	201	6.3
Career Totals	32	26	822	25.7	62	175	.354	36	113	.319	41	68	.603	6	65	71	2.2	52	0	80	2.5	57	8	46	201	6.3



JARED JENSEN



FORWARD/CENTER

JUNIOR • 6-9 • 250
WEST HAVEN, UTAH
(FREMONT H.S.)

52

CAREER HIGHS

POINTS: 20 at Air Force (2002)
FG MADE: 7 at UNM
FG ATT: 10 (3 times) last at UNM
FG%: 1.000 (6-6) vs. Rice
3FG MADE: --
3FG ATT: --
3FG%: --
FT MADE: 9 vs. SDSU
FT ATT: 12 vs. SDSU
FT %: 1.000 (8-8) vs. AFA, at CSU (2002)
REB: 10 vs. Creighton, CSUN (2002)
ASSISTS: 3 at San Diego State
STEALS: 2 (5 times) last vs. CSU
BLOCKS: 2 (four times)
MINUTES: 32 (3 times) last at UNLV (2002-03)

CAPSULE: Jensen is an all-conference candidate who earned All-MWC honorable mention in 2002-03 ... A talented offensive player in the low-post, he can receive almost any entry pass with exceptionally soft hands ... He earned MWC Co-Freshman of the Year honors in 2001-02 when he finished first in the Mountain West Conference with a team-leading 59.1 field goal percentage (sixth single-season best percentage in school history) ... Although he did not get as many touches as Rafael Araujo, Jensen took advantage of his opportunities last year, shooting .574 on the year to finish fourth on the team in scoring (7.5) ... He also was fourth in rebounding (3.3) ... He was fourth on the team in scoring and rebounding at 8.6 points per game and 3.5 rebounds per contest his freshman season ... Starting both years at BYU, he came to the Cougars as the most prized high school recruit from the state of Utah, earning the 2001 Deseret News Mr. Basketball Award, scoring 25.8 points and pulling down 13 rebounds per game at Fremont High School ... He has career highs of 20 points and 10 rebounds.

SUMMER TOUR IN AUSTRALIA: Jensen averaged 7.0 ppg, 6.7 rpg, 0.5 apg and 0.3 spg in 21.4 minutes.

SOPHOMORE (2002-03): Jensen was All-MWC honorable mention in 2002-03 ... was fourth on the team in scoring (7.5) and fourth in rebounding (3.3) ... had 11 double figure scoring games ... started in 25 games ... had a season-high 19 points at UNM, making a career-best 7 field goals on 10 attempts ... had 18 points in 18 minutes on 6-for-6 shooting vs. Rice (first Cougar in nearly two years to be perfect with at least six attempts - Jake Shoff later went 6-6 vs. Pepperdine) ... scored 7 straight points vs. Rice to give BYU a 13-point lead as part of an 18-1 first-half run that blew open the game ... had his fourth straight double-digit scoring game at ASU and got BYU going early with 10 first-half points ... shot 50 percent or better in all but 8 games ... shot .574 on the year, which is the 13th best single-season percentage in school history ... had the sixth best mark last year (.591) ... scored 12 points with 6 boards at UNLV, one of the few Cougars to have a good offensive game in Las Vegas ... played a career-low 5 minutes at AFA and did not attempt a field goal for the first time in his career (later had no attempts vs. UNM).

FRESHMAN (12001-02): Jensen was named MWC Co-Freshman of the Year by the league's head coaches along with Wyoming's Jason Straight ... started 25 times while appearing in all 30 games as a true freshman ... finished first in the Mountain West Conference with a team-leading 59.1 field goal percentage, the sixth best percentage in school history ... was fourth on the team in scoring and rebounding at 8.6 points per game and 3.5 rebounds per contest ... averaged 10.2 points per game during league play ... recorded 13 double-figure scoring games, including perhaps the best game of his young career when he scored a career-high 20 points at Air Force, going 6-10 from the floor and 8-9 from the line while adding 7 rebounds and 2 steals ... had 18 points in 21 minutes at Colorado State ... was second on the team in free throw percentage, making 84.5 percent of his 97 attempts ... only top two scorers Travis Hansen and Mark Bigelow made more free throws ... had a career-best free throw percentage twice, including his 8-8 performance at Colorado State ... had his first career double-double with 13 points, 10 rebounds vs. CS Northridge ... also had a career-best 10 boards vs. Creighton ... led the team with 50 offensive rebounds (1.7 per game) ... averaged 20 minutes per game on the season ... played 20-plus minutes in 15 games ... played a season-high 32 minutes at UC Santa Barbara.

BEFORE BYU: Jensen earned the 2001 Deseret News Mr. Basketball Award after scoring 25.8 points and pulling down 13 rebounds per game as a senior at Fremont High School ... averaged 17 points and 10 rebounds per game as a junior when he also earned Salt Lake Tribune and Deseret News All-State honors ... earned Ogden Standard Examiner All-Area recognition three years and was the Standard Star player four times ... played center in high school as a four-year starter ... named team MVP ... was academic all-state and graduated with highest honors with 3.996 GPA ... coached by Bernie Graziano.

PERSONAL: Born March 1983 in Ogden, Utah ... parents are Arnold and Ruth Jensen ... started as a young child playing basketball with his parents ... recruited by Stanford, Utah, Weber State ... construction management major.

JARED JENSEN CAREER TOTALS

Game-by-game Jensen statistics on pages 42-43

YEAR	GP	GS	MIN	AVG	FG	FGA	PCT	3FG	FGA	PCT	FT	FTA	PCT	OFF	DEF	TOT	AVG	PF	FO	A	AVG	TO	BLK	STL	PTS	AVG
2001-02	30	25	599	20.0	88	149	.591	0	0	.000	82	97	.845	50	56	106	3.5	73	3	6	0.2	27	13	18	258	8.6
2002-03	32	25	693	21.7	81	141	.574	0	0	.000	77	96	.802	39	66	105	3.3	99	6	14	0.4	32	9	8	239	7.5
Career Totals	62	50	1292	20.8	169	290	.583	0	0	.000	159	193	.824	89	122	211	3.4	172	9	20	0.3	59	22	26	497	8.0



TERRY NASHIF



GUARD

JUNIOR • 5-10 • 165
VANCOUVER, WASH.
(EVERGREEN H.S.)

10

CAREER HIGHS

POINTS: 11 at SDSU
FG MADE: 3 vs. UCSB, at SDSU
FG ATT: 6 vs. UNLV
FG%: 1.000 (3-3) at SDSU
3FG MADE: 3 at SDSU
3FG ATT: 3 at SDSU
3FG%: 1.000 (3-3) at SDSU
FT MADE: 6 vs. Rice
FT ATT: 6 vs. CSUN (2002), Rice
FT %: 1.000 (6-6) vs. Rice
REB: 5 vs. Rice
ASSISTS: 7 vs. UNLV, at UNM
STEALS: 3 at AFA
BLOCKS: 2 vs. UNLV
MINUTES: 30 at SDSU

CAPSULE: Nashif is a solid floor leader with experience who will compete for playing time at the point ... He has been the primary backup the past two seasons ... He made six starts and averaged 14.7 minutes playing in all 32 games last year after averaging 2.9 minutes in 21 games his freshman season behind senior starter and BYU assist record-holder Matt Montague ... A smart player and good distributor of the ball, he led BYU in assists (3.0) and ranked first among MWC players in Assist/TO Ratio during league games last year ... He averaged 2.2 assists overall while adding 2.1 ppg ... He has a nice shot from three-point range and is perhaps BYU's best ballhandler ... He served a mission for the Church of Jesus Christ of Latter-day Saints after his senior year in 1999 at Evergreen High School in Vancouver, Wash. ... He has career highs of 11 points, 5 rebounds and 7 assists.

SUMMER TOUR IN AUSTRALIA: Nashif averaged 2.7 ppg, 1.2 rpg, 4.3 apg and 0.3 spg in 19.5 minutes.

SOPHOMORE (2002-03): Nashif played in every game and started in six contests, averaging 14.7 minutes per game ... a good playmaker, in MWC games he led BYU in assists (3.0) and ranked first among MWC players in Assist/TO Ratio ... got his first-ever start vs. Idaho State, playing 27 minutes, hitting a trey and dishing out 3 assists with 3 rebounds. ...guarding UNLV's Marcus Banks, who went onto become an NBA first-round draft selection, he had career highs of 2 blocks and 7 assists (1 turnover), adding 4 boards in Provo ... set career highs in points (11), FG (3), 3FG (3), 3FGA (3), FG% and 3FG% (3-3), and minutes played (30) at SDSU in BYU's win ... in the win, he helped BYU start fast, hitting three treys as BYU hit its first seven threes of the game ... his 3-3 treys was the first time a Cougar has been perfect on at least three attempts since Daniel Bobik went 4-4 at Memphis in the 2002 NIT ... hit a timely trey in the late-going at CSU and silenced UNM fans with a trey after a Ruben Douglas dunk got the crowd going ... tied his career-high 7 assist at UNM without a turnover.

FRESHMAN (2001-02): Nashif was the only true point guard backing up Matt Montague after the loss of Shawn Opunui to injury in the eighth game of the year ... with starter Matt Montague playing a team-high 37 minutes per game Nashif averaged 2.9 minutes while appearing in 21 games ... played one minute or less in nine games ... averaged 0.5 points, 0.4 rebounds and 0.5 assists per game ... equalled his season high playing 10 minutes vs. Southern Utah, recording a high of 3 rebounds ... played 10 minutes against Fort Lewis, and had 2 points and 3 assists ... had 3 points, going 3-6 from the line, while playing five minutes vs. CSUN ... set a career high with 4 points in 4 minutes at Wyoming, going 4-4 from the line, a career-best percentage and personal best in free throws made... scored two points on two free throws in 2 minutes vs. UC Irvine in the NIT First Round victory.


BEFORE BYU: Nashif was honorable mention All-USA by USA Today as a senior at Evergreen High School in Vancouver, Wash. ... lettered three times in basketball (sophomore-senior), twice in football (junior-senior) and once in tennis (senior) ... was named to the first-team all-state tournament team in 1999 while leading all players in assists at the state tournament ...was second-team all-state tournament as a junior ... selected KVAW radio Athlete of the Year and Columbian (Vancouver, Wash.) Player of the Year ... member of the all-league team ... led league in assists ... Evergreen's Defensive Player of the Year ... team captain ... played for Emerald City Pioneers AAU team the summer of 1998 ... was two-time all-league player in football and recognized as member of all-state game team as a senior ... received honors as Evergreen High School Student of the Year and Scholar Athlete of the Year ... maintained 4.0 GPA ... was Student Body President ... coached by John Triplett.

PERSONAL: Born July 1980 in Vancouver, Wash. ... parents are Bruce and Kathy Nashif ... served a mission for the Church of Jesus Christ of Latter-day Saints to Columbia, S.C., returning in July 2001 ... recruited by Harvard and Portland State ... physical education major.



TERRY NASHIF CAREER TOTALS

Game-by-game Nashif statistics on pages 43-44

YEAR	GP	GS	MIN	AVG	FG	FGA	PCT	3FG	FGA	PCT	FT	FTA	PCT	OFF	DEF	TOT	AVG	PF	FO	A	AVG	TO	BLK	STL	PTS	AVG
2001-02	21	0	60	2.9	1	3	.333	0	2	.000	9	12	.750	0	9	9	0.4	9	0	10	0.5	9	0	2	11	0.5
2002-03	32	6	470	14.7	21	61	.344	10	26	.385	17	23	.739	5	47	52	1.6	43	0	68	2.1	23	3	18	69	2.2
Career Totals	53	6	530	10.0	22	64	.344	10	28	.357	26	35	.743	5	56	61	1.2	52	0	78	1.5	32	3	20	80	1.5



MARC ROBERTS



GUARD

JUNIOR • 6-3 • 200

PROVO, UTAH

(TIMPVIEW H.S.)

12

CAREER HIGHS

POINTS: 6 at CSU (2-24-00), at Weber St.(1-8-03), vs. AFA (2-3-03)
FG MADE: 2 (three) last at Weber St.
FG ATT: 3 vs. UNLV (3-11-00), vs ISU
FT%: 1.000 (2-2) three times, last at Weber State
3FG MADE: --
3FG ATT: 2 vs. Idaho St. (1-11-03)
FT MADE: 4 vs. Air Force (2-3-03)
FT ATT: 6 vs. Air Force (2-3-03)
FT %: .750 (3-4) vs. B. Green (3-15-00), vs. Idaho State
REB: 3 at Weber State, vs. New Mexico, vs. Air Force (2-3-03)
ASSISTS: 2 at Wyo. (2000), vs. ISU
STEALS: 1 (4 times) last vs. AFA
BLOCKS: 1 vs. S. Carolina St ('99)
MINUTES: 14 vs. Idaho State

CAPSULE: Roberts is a two-year letterman who appeared in 11 games last year after coming off a possible redshirt season in January ... He played his freshman season prior to departing for a two-year LDS Church mission in Argentina ... He is an athletic player who has has one of the best vertical leaps on the team and excited fans as a freshman with his slashing dunks ... He is a good defender on the perimeter ... He played in 21 games as a freshman with one start, while playing a limited 4.3 minutes per game ... He averaged 5.7 minutes in his 11 appearances last year ... He was Utah 4A Player of the Year out of Provo's Timpvew High School ... He has career highs of 6 points, 3 rebounds and 2 assists.

SUMMER TOUR IN AUSTRALIA: Roberts averaged 8.5 ppg, 2.3 rpg, 0.5 apg and 1.0 spg in 20.2 minutes.

SOPHOMORE (2002-03): After returning from a two-year mission in Argentina, Roberts considered a redshirt while getting back in playing condition after his missionary service and preseason knee surgery ... had his knee scoped in October and sat out the first 13 games as a potential redshirt player before playing his first game of the year at Weber State, equaling his career-high 6 points and setting a new personal-best 3 rebounds in 10 minutes vs. the Wildcats ... also equaled a career-best of 2 field goals and 2-2 field goal percentage ... tied a career-best 2 assists and played a career-high 14 minutes vs. Idaho State, surpassing the 11 minutes he played at UNLV in 2000 ... played 12 minutes vs. UNM, tying his career-high 3 rebounds while scoring 2 points ... had 3 boards and a career-tying 6 points vs. Air Force in Provo in 12 minutes ... played in eight MWC games but appeared only briefly in five.

FRESHMAN (1999-2000): Roberts played in 21 of 33 games, including one start, while averaging 1.4 points, 0.5 rebounds and 0.4 assists in 4.3 minutes per game ... shot 53.3 percent from the floor, making 8 of 15 attempts ... was 0-2 on threes ... converted 14-18 free throws (.778) ... played in 11 conference games, starting at Wyoming, to average 1.1 points in 3.5 minutes ... made 3-4 field goals and 6-8 free throws in league

games ... scored a career-best 6 points at Colorado State ... had his rebound high of 2 vs. Colorado State in Provo ... averaged 3.5 points in BYU's two NIT wins over Bowling Green and Southern Illinois ... totaled 4 points in his last action vs. Southern Illinois, finishing the Cougar scoring with a left-handed, leaning hammer dunk ... despite limited playing time he scored in 11 of 21 games in which he appeared and grabbed a rebound in nine contests ... played double-digit minutes twice, with a career-best 11 minutes at UNLV and 10 minutes vs. South Carolina State ... played nine minutes in his only start at Wyoming where he dished out a personal-best 2 assists ... made 2-2 free throws in four games and a career-best 3-4 in NIT win over Bowling Green.


BEFORE BYU: Prepped at Timpvew High School in Provo, Utah, where he was the 1999 Utah 4A Player of the Year ... maintained a 3.65 GPA ... averaged 17.7 points, 7.5 rebounds and 3 assists while leading his team to 4A State Championship.

PERSONAL: Born in April 1981 ... parents are Glen and Michelle ... oldest of 10 children ... father Glen played baseball and basketball for BYU (1977-79) ... uncles Fred and Kenneth Roberts played basketball for BYU and professionally in the NBA or Europe ... served two-year mission for the Church of Jesus Christ of Latter-day Saints in Argentina ... married Casey Cox of Provo in August 2002 ... civil engineering major.


MARC ROBERTS CAREER TOTALS

Game-by-game Roberts statistics on page 44

YEAR	GP	GS	MIN	AVG	FG	FGA	PCT	3FG	FGA	PCT	FT	FTA	PCT	OFF	DEF	TOT	AVG	PF	FO	A	AVG	TO	BLK	STL	PTS	AVG
1999-2000	21	1	90	4.3	8	15	.533	0	2	.000	14	18	.778	1	9	10	0.5	8	0	8	0.4	13	1	2	30	1.4
2002-03	11	0	63	5.7	3	11	.273	0	3	.000	13	18	.722	5	7	12	1.1	16	1	3	0.3	11	0	2	19	1.7
Career Totals	32	1	15	34.8	11	26	.423	0	5	.000	27	36	.750	6	16	22	0.7	24	1	11	0.3	24	1	4	49	1.5



DEREK DAWES



CENTER

SOPHOMORE • 6-11 • 265

SALT LAKE CITY, UTAH
(COTTONWOOD H.S.)

43

CAREER HIGHS

POINTS: 6 vs *Elon College* (11/21/00)

FG MADE: 3 vs *Elon College* (11/21/00)

FG ATT: 5 vs *Elon College* (11/21/00)

FG %: .600 (3-5) vs. *Elon College*
(11/21/00)

3FG ATT: --

FT MADE: 3 vs *Idaho* (01/02/01)

FT ATT: 4 (twice) last vs *Texas A & M-
Corpus Christi* (01/06/01)

FT %: .750 (3-4) vs. *Idaho* (01/02/01)

REB: 7 vs *Elon College* (11/21/00)

ASSISTS: 2 vs *Wyoming* (02/15/01)

STEALS: 1 vs *San Diego St.* (01/13/01)

BLOCKS: 2 at *Arizona St.* (12-02-00)

MINUTES: 15 (twice) vs *Wyoming*
(03/09/01) at *Utah* (02/24/01)



CAPSULE: Dawes will likely redshirt in 2003-04 after returning from a two-year LDS Church mission in August ... One of the most sought-after centers in the West, he appeared in 23 of 33 games on BYU's 2001 MWC Championship team ... He is an active player who runs the floor well and is a good free throw shooter ... He has outstanding shot blocking ability with great timing and good athleticism and size.

FRESHMAN (2000-01): Dawes appeared in 23 games, with one start, on BYU's 24-9 MWC Championship team ... averaged 1.1 points and 2.0 rebounds in 6.7 minutes per game ... shared team-high honors with a season-best 7 rebounds in season-opening win over *Elon College*, also adding a season-high 6 points on 3-5 shooting in 12 minutes ... had 3 points and 4 rebounds in 7 minutes in win over *Santa Barbara* ... contributed 3 rebounds in MWC semifinal victory over *Wyoming* ... grabbed a rebound in 20 of 23 appearances despite some limited minutes ... had at least 3 boards in eight games ... scored in 10 games.


BEFORE BYU: A first-team *Deseret News* and *Salt Lake Tribune* All-State center his senior year at *Salt Lake's Cottonwood High School* ... *Deseret News* 5A Defensive Player of the Year in 2000 ... was the second leading scorer in *Utah* 5A class his

senior year ... honorable mention All-American ... toured Europe for three weeks with USA Basketball in August of 1999 ... rated among top-10 centers who attended the invitation-only Nike Camp ... was an honorable mention selection on the *Bob Gibbons All-Tournament Team* ... led *Cottonwood High* to back-to-back Region 1 titles in 1999 and 2000 ... Named Region 1, Most Valuable Player as the regions leading scorer and rebounder as a senior ... set school rebounding and blocked shots records at *Cottonwood* ... coached by *Blair Martineau* ... averaged 19 points, 14 rebounds and 8 blocked shots per game his senior year.

PERSONAL: Born October 1981 in *Salt Lake City* ... parents are *Larry* and *Susan Dawes* ... has two younger siblings, *Cassidy* 20 and *Kelsey* 15 ... is an Eagle scout ... graduated from *Cottonwood High School* ... served two-year mission for the Church of Jesus Christ of Latter-day Saints in *New Hampshire* ... recruited by *Ohio State*, *Arizona State*, *Florida* and *San Diego State* ... undeclared major.

DEREK DAWES CAREER TOTALS

YEAR	GP	GS	MIN	AVG	FG	FGA	PCT	3FG	FGA	PCT	FT	FTA	PCT	OFF	DEF	TOT	AVG	PF	FO	A	AVG	TO	BLK	STL	PTS	AVG
2000-01	23	1	155	6.7	8	22	.364	0	0	.000	10	15	.667	19	27	46	2.0	25	0	2	0.1	9	8	1	26	1.1
Career Totals	23	1	155	6.7	8	22	.364	0	0	.000	10	15	.667	19	27	46	2.0	25	0	2	0.1	9	8	1	26	1.1



MIKE HALL




GUARD/FORWARD

JUNIOR • 6-3 • 205

**SAN BERNARDINO, CALIF.
(DIXIE STATE COLLEGE)**

1



CAPSULE: A 6-foot-3 guard from San Bernardino, Calif., Hall is a transfer from Dixie State College entering his first year at BYU as a junior ... A first-team NJCAA All-American, he will compete for the starting shooting guard position vacated by graduated All-MWC guard Travis Hansen, who has signed with the Atlanta Hawks after selected in the NBA Draft ... Last season Hall earned Scenic West Athletic Conference and NJCAA Region 18 Player of the Year accolades and Region 18 Tournament MVP honors on his way to being recognized as a first-team NJCAA All-American ... An unselfish, team-oriented player, Hall is an aggressive, slashing offensive scorer, strong rebounder and solid defender.

BEFORE BYU (DIXIE STATE COLLEGE): Hall earned Scenic West Athletic Conference and NJCAA Region 18 Player of the Year and Athlete of the Year accolades and Region 18 Tournament MVP honors on his way to being recognized as a first-team NJCAA All-American ... led the Rebels to a 30-6 record and No. 3 national finish at the NJCAA Championships in Hutchinson, Kan. ... his 64 steals (1.8 spg) led the Rebels ... was the team's top scorer (15.5 ppg) while adding 5.1 rebounds and 2.3 assists ... shot 49.5 percent from the floor overall, including 23 threes on 31.1 percent shooting behind the arc ... shot 66.2 percent from the free throw line ... led Dixie in scoring 17 times while reaching double figures in 31 of 36 games ... topped 20 points on 10 occasions, including a 25-point effort against Utah Valley State College to lead the Rebels to the NJCAA Region 18 Tournament title ... recorded game highs of 28 points, 12 rebounds and seven assists and

achieved three double-doubles ... led the team in steals in 14 times, assists 10 times, blocks nine times and in rebounds five times ... coached by Jeff Kidder.


(PEPPERDINE): Hall began his college career at Pepperdine University in 2000-2001, playing 18 games for Jan van Breda Kolff in his final season coaching the Waves ... recorded season highs of 10 points and three rebounds for the 22-9 Waves while playing 4.7 minutes per game and averaged 1.8 points and 0.9 rebounds ... spent a redshirt year at Utah Valley State College before transferring to Dixie after a coaching change at UVSC.

(PACIFIC HIGH SCHOOL): Hall was first-team all-state and all-league ... named league and team MVP ... averaged 23 points, six rebounds and 3 assists per game ... scored single-game high of 40 points ... a four-year letterwinner ... coached by Scott Smith.


PERSONAL: Born August 1982 in San Bernardino, Calif. ... parents are Clarence and Sharon Hogue ... brother Marcus Hall ... said he chose BYU because of good coaches, perfect fit for his position, good school, great community and fan support ... said the most influential people in his sports career are his stepfather and mother ... recreation management major.

MIKE HALL (D1) CAREER TOTALS

YEAR	GP	GS	MIN	AVG	FG	FGA	PCT	3FG	FGA	PCT	FT	FTA	PCT	OFF	DEF	TOT	AVG	PF	FO	A	AVG	TO	BLK	STL	PTS	AVG
2000-01 (Pepperdine)	18	0	85	4.7	13	34	.382	3	14	.214	4	9	.444	4	12	16	0.9	7	0	4	0.2	9	0	5	33	1.8



JOSHUA BURGESS



CAPSULE: Burgess joins the team this fall as a sophomore after playing at Irvine Valley College in 2003 ... He is an aggressive rebounder who will add depth in the post.

BEFORE BYU (IRVINE VALLEY COLLEGE): Burgess played in all 30 games, including five starts, in 2002-03 ... averaged 1.4 points and 2.0 rebounds as the backup center on the 21-9 (10-4 in league play) Lasers ... averaged 3.0 points and 2.6 rebounds in his five starts ... scored a high of six points in four different games, including six-point, four-rebound, two-assist effort against Glendal ... grabbed a season-high five offensive rebounds and six total rebounds against Canyons ... had season-best two assists in three games ... earned Dean's List academic honors ... coached by Jerry Hernandez.

(BYU-HAWAII): Redshirted at Division II BYU-Hawaii in 2000 ... coached by Ken Wagner.

(WOODBRIDGE HS): Burgess earned all-league and all-city honors as a senior ... was the Warriors' MVP his senior year after averaging 18 points, eight rebounds and one block ... coached by John Halagan.

PERSONAL: Burgess was born March 1981 in Sandy, Utah ... parents are Kenneth and Sandi Burgess ... has three brothers and one sister ... brother Chris played at Duke and Utah and currently plays professionally overseas ... brother David is high school senior ... sister Angela played on BYU's women's basketball team from 1998-99 ... served a two-year mission for the Church of Jesus Christ of Latter-day Saints in San Pablo, Philippines from August 2000 to July 2002 ... fitness and wellness management major.

FORWARD

SOPHOMORE • 6-8 • 230

IRVINE, CALIF

(IRVINE VALLEY COLLEGE)

34

AUSTIN AINGE



GUARD

FRESHMAN • 6-2 • 180

GILBERT, ARIZ.

(HIGHLAND H.S.)

13




CAPSULE: Ainge saw his first action as a Cougar during the team's summer trip to Australia in August ... He redshirted last year after returning from a two-year mission for the Church of Jesus Christ of Latter-day Saints in August 2002 ... A smart player and good leader, he is an outstanding three-point shooter ... A point guard with an excellent understanding of the game, he is the son of former BYU All-American, NBA All-Star, and Phoenix Suns head coach Danny Ainge, who is in his first season overseeing operations for the Boston Celtics as the team's executive director of basketball operations ... Austin prepped at Highland High Schol in Gilbert, Ariz., prior to serving a two-year mission for the LDS Church.

SUMMER TOUR IN AUSTRALIA: Ainge averaged 6.8 ppg, 2.8 rpg, 1.0 apg and 0.5 spg in 16.9 minutes.


REDSHIRT (2002-03): Ainge was a redshirt in 2002-03 after returning from a two-year mission for the Church of Jesus Christ of Latter-day Saints in August ... broke his thumb the day before the team departed for the season-opening Paradise Jam in the U.S. Virgin Islands ... went to Phoenix for surgery instead of going on the trip ... returned to full participation in practice in January.

BEFORE BYU: Austin Ainge averaged 22 points, five rebounds and four assists as a senior point guard at Highland High School ... Fiesta Conference First Team and Conference MVP ... East Valley Region First Team and East Valley MVP ... second-team All-State ... as a junior, averaged 17 points, six rebounds and five assists ... An outstanding student with a 3.9 GPA ... earned honorable mention all-state honors as a junior while being named to the All-East Valley First Team ... A Street & Smith Preseason All-Phoenix First Team selection.

PERSONAL: Born September 1981.... parents are Danny and Michelle Ainge has three brothers and two sisters ... served mission for the Church of Jesus Christ of Latter-day Saints to the Dominican Republic ... married Crystal Bluth of Gilbert, Ariz., on April 26, 2003 ... political science major.



GARNER MEADS



FORWARD

FRESHMAN • 6-8 • 230

SALT LAKE CITY, UTAH
(BRIGHTON H.S.)

41

CAPSULE: A heavily recruited McDonald's All-American, Meads saw his first action as a Cougar during the team's summer trip to Australia in August ... He entered his first year with BYU in 2000-01 after selecting the Cougars over Stanford and Utah ... He suffered a punctured-lung injury the first week of practice and ended up deciding to redshirt ... He left to serve a two-year LDS Church mission at the semester, splitting his redshirt season between the fall of 2000 and the winter of 2003 ... He returned from his mission in Edmonton, Alberta, Canada in February 2003 ... He is an outstanding student-athlete who has the potential to be a leader on and off the floor ... He has an opportunity to make an impact on the program this season with his strong work ethic and competitive desire ... He can bang inside but also has a nice mid-range game ... He averaged 21 points, 8.5 rebounds and 6 assists at Brighton HS.

SUMMER TOUR IN AUSTRALIA: Meads averaged 9.3 ppg, 6.0 rpg, 0.3 apg and 1.0 spg in 18.6 minutes.

REDSHIRT (2002-03): Meads had knee surgery after completing high school, which limited his basketball until late summer entering his first year at BYU ... suffered a punctured-lung injury the first week of practice and ended up deciding to red-shirt, leaving to serve a two-year LDS Church mission at the semester.

BEFORE BYU: Three-time all-state forward at Brighton High School ... was named a McDonald's All-American, Parade Magazine Third Team All-American and U.S. Team selection for the Capital Classic ... is one of only four Utah high school players to be invited to play in the McDonald's All-America game ... named the Salt Lake Tribune 5A MVP, Deseret News Utah Mr. Basketball, Gatorade Utah Player of the Year, Rival.com Utah Player of the Year, Utah Tipoff Club Frank Layden Player of the Year and Region III MVP as a senior... earned academic all-

state and academic all-region honors ... selected first-team all-state as a junior and senior and second-team all-state as a sophomore ... three-time first-team all-region III selection and region MVP as a senior ... named to the all-tournament team at the Reno Invitational and selected to the Adidas Camp All-American Team ... three-year starter and four-year letterman ... averaged 15 points and 6 rebounds as a sophomore, 16.8 points and 7 rebounds as a junior and 21 points, 8.5 rebounds and 6 assists as a senior ... led Brighton High School to the 5A state championship game as a senior ... was a two-time team MVP ... prepped with fellow BYU recruit Jesse Pinegar ... coached by Jim Jimas ... listed by Pac-West Hoops as the top-rated power forward among seniors in the west and was rated by Midwest Hoops as the No. 2 center in the country behind only Zach Randolph ... recruited by schools including Stanford, Utah, Syracuse, Kentucky, UCLA, Arizona and Notre Dame.

PERSONAL: Born September 1981 in Salt Lake City ... parents are Garner and LeeAnn Meads ... has three sisters and two brothers ... enjoys playing the piano, cars, Sony PlayStation, swimming, water skiing and snow skiing ... was the student body historian at Brighton High his senior year and class vice president as a sophomore ... undeclared major but interested in business.

MIKE ROSE



GUARD

FRESHMAN • 6-2 • 185

HOUSTON, TEXAS

(SPRING WOODS H.S.)

2



CAPSULE: Rose is an excellent shooting, 6-foot-2 combo guard out of Spring Woods High School in Houston Texas ... A strong scoring threat, he has range well beyond the three-point arc, can create his own shot and score off the dribble ... He shot 48 percent on threes while leading all Texas 5A schools with 108 treys ... He averaged 21.8 points, 4.5 rebounds and 5.0 assists his senior season playing both the point and shooting guard positions ... He utilizes a 37-inch vertical to shoot over taller defenders with a quick release at top of his leap and can dunk off either foot ... He has played with and against many of the nation's top players as a four-year member of the Houston Hoops AAU team ... He could have an impact in his first season if he doesn't redshirt.

BEFORE BYU (SPRING WOODS H.S.): A four-year varsity starter, Rose averaged 21.8 points (5th in the All-Greater Houston Area), 4.5 rebounds and 5.0 assists as a senior splitting time between the point (15 games) and shooting guard (20 games) positions at Spring Woods High School in Houston ... being the team's biggest threat, he was moved from the point to the shooting guard spot to keep teams from double-teaming him at midcourt ... shot 52 percent from the floor, including 48 percent from three point range while leading Texas 5-A schools with 108 treys ... a preseason All Greater Houston First Team selection, he was named second-team All-State and first-team All-District 21 and first-team All-Region as a senior ... team MVP his junior and senior seasons, he was a three-time first-team All-District 21 5A selection after being named District 21 Freshman of the Year ... was the District 21 Don Coleman Scholarship winner ... his team finished 20-15 his final season ... helped team to second-place District 21 finishes as a sophomore and junior ... averaged 16.3 points, five rebounds and

three assists playing shooting guard as a junior ... lettered in track once and was a four-time letterwinner in golf, earning team MVP honors his senior season; (Houston Hoops AAU):Rose played four years on the Houston Hoops summer AAU team that features some of the nation's top recruits ... As the team's starting shooting guard, Rose averaged 14 points and helped the team earn a No. 1 national rating for much of the summer of 2002.

PERSONAL: Rose was born Oct. 18, 1984 ... parents are Gordon and Sharon ... has two brothers, Greg (21) and Jordan (16) ... ranked sixth in his class of 365 seniors ... was recruited by Houston, St. Louis, Utah State, Colorado State, Texas Christian, Texas A&M, Tennessee and Illinois ... is the nephew of BYU Associate Head Coach Dave Rose ... open major.

RAFAEL ARAUJO CAREER STATISTICS

ARAUJO 2002-03 GAME-BY-GAME

OPPONENT	DATE	GS	MIN	FG	FGA	PCT	3FG	FGA	PCT	FT	FTA	PCT	OFF	DEF	TOT	AVG	PF	FO	A	TO	BLK	STL	PTS	AVG	
vs Toledo	11/22/02	*	10	0	5	.000	0	0	.000	1	2	.500	2	3	5	5.0	5	1	0	4	1	0	1	1.0	
vs Kansas State	11/23/02	*	18	4	5	.800	0	0	.000	1	2	.500	0	4	4	4.5	5	1	0	3	0	1	9	5.0	
vs St. Bonaventure	11/25/02	*	18	3	5	.600	0	0	.000	1	1	1.000	3	7	10	6.3	4	0	1	0	2	0	7	5.7	
Rice	11/30/02	*	25	3	4	.750	0	0	.000	0	0	.000	1	7	8	6.8	4	0	3	3	0	3	6	5.8	
at Arizona State	12/4/02	*	27	2	6	.333	0	0	.000	5	6	.833	2	9	11	7.6	4	0	3	3	3	1	9	6.4	
at Creighton	12/7/02	*	28	2	4	.500	0	1	.000	2	2	1.000	3	9	12	8.3	4	0	1	5	1	1	6	6.3	
San Diego	12/11/02	*	18	5	7	.714	0	0	.000	1	2	.500	2	2	4	7.7	4	0	2	3	0	2	11	7.0	
Utah State	12/14/02	*	31	4	7	.571	0	2	.000	2	2	1.000	1	6	7	7.6	4	0	2	2	1	0	10	7.4	
UC Santa Barbara	12/21/02	*	18	1	2	.500	0	0	.000	4	4	1.000	0	5	5	7.3	4	0	0	3	0	0	6	7.2	
at Univ. of San Francisco	12/23/02	*	28	11	20	.550	0	0	.000	2	7	.286	8	9	17	8.3	3	0	0	5	1	3	24	8.9	
Southern Utah	12/28/02	*	24	8	11	.727	0	0	.000	1	3	.333	3	4	7	8.2	1	0	0	3	0	1	17	9.6	
Pepperdine	1/2/03	*	21	8	11	.727	0	0	.000	3	5	.600	4	7	11	8.4	4	0	0	2	0	1	19	10.4	
vs Oklahoma State	1/4/03	*	31	4	5	.800	0	0	.000	3	5	.600	3	11	14	8.8	4	0	2	5	0	1	11	10.5	
at Weber State	1/08/03	*	29	6	14	.429	0	0	.000	7	10	.700	6	3	9	8.9	4	0	1	2	1	2	19	11.1	
Idaho State	1/11/03	*	30	8	12	.667	0	0	.000	1	2	.500	3	7	10	8.9	4	0	1	3	0	4	17	11.5	
UNLV	1/16/03	*	30	10	15	.667	0	0	.000	2	4	.500	6	9	15	9.3	4	0	1	2	1	3	22	12.1	
at San Diego State	1-20-03	*	25	2	4	.500	0	0	.000	4	6	.667	0	5	5	9.1	5	1	3	6	0	3	8	11.9	
Utah	1/25/03	*	28	8	15	.533	0	2	.000	3	6	.500	5	4	9	9.1	4	0	0	3	0	0	19	12.3	
New Mexico	2/1/03	*	19	1	6	.167	0	0	.000	1	2	.500	1	5	6	8.9	1	0	2	2	0	1	3	11.8	
Air Force	2/3/03	*	18	4	9	.444	0	0	.000	1	4	.250	3	9	12	9.1	2	0	0	2	1	0	9	11.7	
at Wyoming	2/8/03	*	24	8	11	.727	1	1	1.000	0	0	.000	2	5	7	9.0	4	0	0	3	0	1	17	11.9	
at Colorado State	2/10/03	*	25	1	4	.250	0	0	.000	0	0	.000	2	4	6	8.8	5	1	0	2	0	4	2	11.5	
at UNLV	2/14/03	*	23	2	3	.667	0	0	.000	2	3	.667	3	7	10	8.9	3	0	0	5	0	0	6	11.2	
San Diego State	2/17/03	*	17	1	3	.333	0	0	.000	0	0	.000	2	3	5	8.7	5	1	2	3	0	0	2	10.8	
at Utah	2/24/03	*	25	6	12	.500	0	1	.000	1	2	.500	2	4	6	8.6	5	1	1	1	0	1	13	10.9	
at Air Force	3/1/03	*	34	13	16	.813	0	0	.000	5	8	.625	2	7	9	8.6	1	0	0	3	0	5	31	11.7	
at New Mexico	3/3/03	*	34	6	9	.667	0	0	.000	2	2	1.000	3	11	14	8.8	3	0	3	5	1	0	14	11.8	
Wyoming	3/6/03	*	29	5	11	.455	1	1	1.000	1	2	.500	3	6	9	8.8	2	0	2	3	0	2	12	11.8	
Colorado State	3/8/03	*	21	7	12	.583	0	0	.000	0	0	.000	4	4	8	8.8	5	1	0	1	0	2	14	11.9	
vs New Mexico	3/13/03	*	32	6	10	.600	0	1	.000	7	8	.875	6	7	13	8.9	3	0	3	2	1	1	19	12.1	
vs Colorado State	3/14/03	*	30	4	9	.444	1	1	1.000	5	7	.714	5	5	10	9.0	4	0	3	1	1	2	14	12.2	
vs Connecticut	3/20/03	*	32	2	11	.182	0	1	.000	2	2	1.000	1	7	8	8.9	4	0	2	4	0	0	6	12.0	
Totals			32	802	155	278	.558	3	11	.273	70	109	.642	91	195	286	8.9	118	7	38	94	15	45	383	12.0

ARAUJO VS THE MOUNTAIN WEST CONFERENCE

TEAM	GP	GS	MIN	AVG	FG	FGA	PCT	3FG	FGA	PCT	FT	FTA	PCT	OFF	DEF	TOT	AVG	PF	FO	A	TO	BLK	STL	PTS	AVG
Air Force	2	2	52	26.0	17	25	.680	0	0	.000	6	12	.500	5	16	21	10.5	3	0	0	5	1	5	40	20.0
Colorado St.	3	3	76	25.3	12	25	.480	1	1	1.000	5	7	.714	11	13	24	8.0	14	2	3	4	1	8	30	10.0
New Mexico	3	3	85	28.3	13	25	.520	0	1	.000	10	12	.833	10	23	33	11.0	7	0	8	9	2	2	36	12.0
San Diego St.	2	2	42	21.0	3	7	.429	0	0	.000	4	6	.667	2	8	10	5.0	10	2	5	9	0	3	10	5.0
UNLV	2	2	53	26.5	12	18	.667	0	0	.000	4	7	.571	9	16	25	12.5	7	0	1	7	1	3	28	14.0
Utah	2	2	53	26.5	14	27	.519	0	3	.000	4	8	.500	7	8	15	7.5	9	1	1	4	0	1	32	16.0
Wyoming	2	2	53	26.5	13	22	.591	2	2	1.000	1	2	.500	5	11	16	8.0	6	0	2	6	0	3	29	14.5
Totals	16	16	414	25.9	84	149	.563	3	7	.429	34	54	.630	49	95	144	9.0	56	5	20	44	5	25	205	12.8

ARAUJO IN THE CONFERENCE TOURNAMENT

YEAR	GP	GS	MIN	AVG	FG	FGA	PCT	3FG	FGA	PCT	FT	FTA	PCT	OFF	DEF	TOT	AVG	PF	FO	A	TO	BLK	STL	PTS	AVG
2003	2	2	62	31.0	10	19	.526	1	2	.500	12	15	.800	11	12	23	11.5	7	0	6	3	2	3	33	16.5

ARAUJO IN THE NCAA TOURNAMENT

YEAR	GP	GS	MIN	AVG	FG	FGA	PCT	3FG	FGA	PCT	FT	FTA	PCT	OFF	DEF	TOT	AVG	PF	FO	A	TO	BLK	STL	PTS	AVG
2003	1	1	32	32.0	2	11	.182	0	1	.000	2	2	1.000	1	7	8	8.0	4	0	2	4	0	0	6	6.0

MARK BIGELOW CAREER STATISTICS

BIGELOW 2002-03 GAME-BY-GAME

OPPONENT	DATE	GS	MIN	FG	FGA	PCT	3FG	FGA	PCT	FT	FTA	PCT	OFF	DEF	TOT	AVG	PF	FO	A	TO	BLK	STL	PTS	AVG
vs Toledo	11/22/02	*	33	2	6	.333	1	1	1.000	7	10	.700	0	5	5	5.0	2	0	3	3	0	1	12	12.0
vs Kansas State	11/23/02	*	35	6	12	.500	3	5	.600	3	4	.750	0	3	3	4.0	1	0	4	2	1	3	18	15.0
vs St. Bonaventure	11/25/02	*	24	4	7	.571	1	3	.333	2	2	1.000	0	2	2	3.3	4	0	2	1	1	1	11	13.7
Rice	11/30/02	*	22	7	10	.700	2	4	.500	3	4	.750	0	1	1	2.8	2	0	2	0	0	0	19	15.0
at Arizona State	12/04/02	*	30	2	6	.333	0	0	.000	2	2	1.000	0	2	2	2.6	2	0	1	1	1	1	6	13.2
at Creighton	12/07/02	*	38	7	16	.438	4	8	.500	3	4	.750	2	4	6	3.2	2	0	2	6	1	1	21	14.5
San Diego	12/11/02	*	31	3	7	.429	1	2	.500	3	5	.600	3	5	8	3.9	2	0	5	2	0	1	10	13.9
Utah State	12/14/02	*	34	5	10	.500	2	6	.333	1	2	.500	0	4	4	3.9	0	0	0	2	1	0	13	13.8
UC Santa Barbara	12/21/02	*	26	4	10	.400	3	7	.429	0	0	.000	0	3	3	3.8	4	0	0	2	1	0	11	13.4
at Univ. of San Francisco	12/23/02	*	34	1	9	.111	0	4	.000	6	8	.750	2	2	4	3.8	4	0	2	2	0	1	8	12.9
Southern Utah	12/28/02	*	14	4	6	.667	4	6	.667	2	2	1.000	0	0	0	3.5	2	0	3	1	0	0	14	13.0
Pepperdine	01/02/03	*	30	5	9	.556	1	3	.333	1	1	1.000	0	2	2	3.3	3	0	3	1	0	0	12	12.9
vs Oklahoma State	01/04/03	*	31	3	7	.429	2	4	.500	3	4	.750	0	3	3	3.3	3	0	2	3	0	0	11	12.8
at Weber State	01/08/03	*	36	2	12	.167	1	5	.200	2	2	1.000	1	5	6	3.5	1	0	1	4	1	0	7	12.4
Idaho State	1/11/03	*	31	3	5	.600	2	2	1.000	1	2	.500	1	3	4	3.5	1	0	3	1	1	1	9	12.1
UNLV	01/16/03	*	34	5	11	.455	4	7	.571	7	7	1.000	0	3	3	3.5	0	0	2	2	0	1	21	12.7
at San Diego State	01/20/03	*	36	8	16	.500	5	9	.556	0	0	.000	1	3										

<INDIVIDUAL STATISTICS>

at UNLV	02/14/03	*	36	1	14	.071	0	6	.000	2	2	1,000	3	3	6	3.9	3	0	5	4	1	1	4	13.6	
San Diego State	02/17/03	*	36	5	10	.500	3	7	.429	3	5	.600	1	3	4	3.9	1	0	2	2	1	0	16	13.7	
at Utah	02/24/03	*	37	4	10	.400	2	4	.500	2	2	1,000	2	2	4	3.9	2	0	2	3	0	3	12	13.6	
at Air Force	03/01/03	*	22	4	6	.667	1	2	.500	3	3	1,000	0	2	2	3.8	4	0	1	0	0	0	12	13.5	
at New Mexico	03/03/03	*	29	4	7	.571	2	4	.500	4	4	1,000	0	1	1	3.7	5	1	4	0	0	1	14	13.6	
Wyoming	03/06/03	*	33	6	12	.500	1	4	.250	0	0	.000	4	2	6	3.8	2	0	3	1	0	1	13	13.5	
Colorado State	03/08/03	*	31	7	11	.636	1	3	.333	5	5	1,000	0	2	2	3.7	2	0	2	3	0	0	20	13.8	
vs New Mexico	03/13/03	*	31	5	12	.417	0	3	.000	4	4	1,000	0	3	3	3.7	3	0	0	2	0	0	14	13.8	
vs Colorado State	03/14/03	*	41	7	14	.500	2	6	.333	5	7	.714	1	1	2	3.6	3	0	5	1	1	1	21	14.0	
vs Connecticut	3/20/03	*	36	4	15	.267	1	7	.143	3	4	.750	2	3	5	3.7	2	0	3	1	0	3	12	13.9	
TOTALS			32	1025	145	.332	.437	63	151	.417	93	112	.830	28	90	118	3.7	74	2	74	56	12	33	446	13.9

BIGELOW 2001-02 GAME-BY-GAME

OPPONENT	DATE	GS	MIN	FG	FGA	PCT	3FG	FGA	PCT	FT	FTA	PCT	OFF	DEF	TOT	AVG	PF	FO	A	TO	BLK	STL	PTS	AVG	
at University of San Diego	11/17/01	*	23	3	10	.300	1	3	.333	2	2	1,000	0	2	2	2.0	5	1	3	2	0	0	9	9.0	
Arizona State	11/24/12	*	37	9	17	.529	4	8	.500	9	10	.900	1	2	3	2.5	2	0	4	2	0	0	31	20.0	
at UC Santa Barbara	11/28/01	*	34	5	13	.385	4	6	.667	1	1	1,000	0	5	5	3.3	1	0	1	5	3	0	15	18.3	
at Utah State	12/01/01	*	28	5	12	.417	3	7	.429	8	9	.889	2	0	2	3.0	5	1	1	2	0	2	21	19.0	
Weber State	12/05/01	*	31	5	12	.417	2	6	.333	2	2	1,000	3	4	7	3.8	3	0	3	2	0	0	14	18.0	
Creighton	12/08/01	*	35	5	11	.455	2	4	.500	5	6	.833	0	0	0	3.2	3	0	1	3	3	2	17	17.8	
Fort Lewis	12/12/01	*	19	4	5	.800	1	2	.500	5	5	1,000	0	1	1	2.9	1	0	1	2	0	1	14	17.3	
Idaho	12/15/01	*	24	4	7	.571	3	6	.500	8	8	1,000	0	4	4	3.0	3	0	1	2	0	1	19	17.5	
vs Stanford	12/22/01	*	37	4	9	.444	2	4	.500	5	8	.625	0	5	5	3.2	2	0	0	2	0	0	15	17.2	
Cal State Northridge	12/27/01	*	35	10	20	.500	4	10	.400	3	4	.750	0	2	2	3.1	0	0	1	2	0	0	27	18.2	
Southern Utah	12/29/01	*	30	7	14	.500	5	8	.625	1	2	.500	2	4	6	3.4	0	0	2	3	0	0	20	18.4	
San Francisco	01/02/02	*	34	4	11	.364	1	3	.333	6	6	1,000	0	2	2	3.3	0	0	1	0	0	0	15	18.1	
at Pepperdine	01/05/02	*	33	3	12	.250	1	5	.200	7	8	.875	0	2	2	3.2	4	0	1	1	0	0	14	17.8	
San Diego State	01/12/02	*	29	5	13	.385	1	6	.167	2	2	1,000	0	1	1	3.0	3	0	2	2	0	1	13	17.4	
UNLV	01/15/02	*	34	4	10	.400	2	5	.400	6	8	.750	1	3	4	3.1	1	0	0	5	1	0	16	17.3	
at New Mexico	01/19/02	*	23	2	7	.286	0	3	.000	0	1	.000	0	2	2	3.0	3	0	0	0	0	0	4	16.5	
at Air Force	01/21/02	*	38	5	13	.385	3	9	.333	3	4	.750	0	1	1	2.9	3	0	1	2	1	1	16	16.5	
at Utah	01/28/02	*	36	1	5	.200	0	1	.000	2	2	1,000	1	3	4	2.9	1	0	3	2	0	0	4	15.8	
Wyoming	02/02/02	*	34	8	12	.667	3	6	.500	0	0	.000	0	2	2	2.9	3	0	1	1	1	1	19	15.9	
Colorado State	02/04/02	*	34	7	12	.583	4	7	.571	2	4	.500	1	4	5	3.0	0	0	0	1	0	2	20	16.2	
at UNLV	02/09/02	*	38	4	11	.364	3	5	.600	2	2	1,000	0	2	2	3.0	2	0	2	2	0	1	13	16.0	
at San Diego State	02/11/02	*	36	3	8	.375	1	3	.333	3	4	.750	0	2	2	2.9	3	0	4	1	0	0	10	15.7	
New Mexico	02/16/02	*	33	5	10	.500	0	4	.000	4	6	.667	0	1	1	2.8	2	0	2	1	0	1	14	15.7	
Air Force	02/18/02	*	24	1	4	.250	1	3	.333	0	3	.000	0	4	4	2.9	2	0	2	4	1	1	3	15.1	
Utah	02/23/02	*	37	4	9	.444	3	5	.600	0	0	.000	0	2	2	2.8	3	0	2	2	0	2	11	15.0	
at Wyoming	02/28/02	*	30	6	10	.600	1	3	.333	1	1	1,000	1	2	3	2.8	4	0	1	3	0	0	14	14.9	
at Colorado State	03/02/02	*	31	3	6	.500	1	2	.500	5	7	.714	0	1	1	2.8	2	0	0	3	0	1	12	14.8	
vs San Diego State (MWC)	03/07/02	*	35	3	13	.231	3	9	.333	6	6	1,000	2	1	3	2.8	2	0	0	1	0	0	15	14.8	
U.C. Irvine (NIT)	03/14/02	*	29	4	10	.400	3	6	.500	4	6	.667	0	2	2	2.8	1	0	3	2	1	0	15	14.8	
at Memphis (NIT)	03/20/02	*	33	5	11	.455	3	5	.600	4	5	.800	0	2	2	2.7	2	0	1	2	0	4	17	14.9	
Totals			30	954	138	.317	.435	65	154	.422	106	132	.803	14	68	82	2.7	66	2	44	62	11	21	447	14.9

BIGELOW 1998-99 GAME-BY-GAME

OPPONENT	DATE	GS	MIN	FG	FGA	PCT	3FG	FGA	PCT	FT	FTA	PCT	OFF	DEF	TOT	AVG	PF	FO	A	TO	BLK	STL	PTS	AVG
Wofford	11/13/98	*	35	4	6	.667	1	1	1,000	3	4	.750	1	5	6	6.0	2	0	2	6	0	1	12	12.0
at Weber State	11/19/98	*	32	7	12	.583	3	5	.600	2	5	.400	0	4	4	5.0	3	0	6	7	0	2	19	15.5
at Auburn	11/23/98	*	12	0	4	.000	0	2	.000	0	0	.000	0	2	2	4.0	5	1	0	2	0	0	0	10.3
Arizona	11/28/98	*	42	6	16	.375	1	6	.167	11	11	1,000	1	5	6	4.5	3	0	0	2	1	9	24	13.8
Denver	12/01/98	*	31	4	9	.444	0	1	.000	7	9	.778	3	11	14	6.4	2	0	5	1	1	2	15	14.0
at Oregon	12/05/98	*	33	4	13	.308	2	7	.286	5	5	1,000	0	4	4	6.0	2	0	0	4	1	3	15	14.2
at Washington State	12/08/98	*	38	11	20	.550	3	4	.750	8	10	.800	0	5	5	5.9	3	0	1	5	1	1	33	16.9
Louisiana Tech	12/11/98	*	37	5	9	.556	5	8	.625	5	7	.714	0	5	5	5.8	2	0	2	4	2	1	20	17.3
Cal State Northridge	12/12/98	*	35	4	13	.308	0	2	.000	6	8	.750	3	11	14	6.6	1	0	3	4	1	2	14	16.9
California	12/19/98	*	35	5	17	.294	1	6	.167	11	11	1,000	1	8	9	6.9	3	0	1	2	0	0	22	17.4
at UC Irvine	12/22/98	*	36	3	10	.300	1	3	.333	4	7	.571	0	5	5	6.7	2	0	5	3	0	0	11	16.8
Utah State	01/02/99	*	32	1	12	.083	0	6	.000	2	2	1,000	4	6	10	7.0	3	0	6	3	0	0	4	15.8
at Utah	01/09/99	*	35	5	12	.417	2	5	.400	1	2	.500	1	9	10	7.2	3	0	3	0	0	0	13	15.5
at San Diego State	01/14/99	*	36	8	19	.421	2	4	.500	2	3	.667	3	6	9	7.4	1	0	1	2	0	1	20	15.9
at Hawaii	01/16/99	*	36	1	7	.143	1	5	.200															

BIGELOW IN THE CONFERENCE TOURNAMENT

YEAR	GP	GS	MIN	AVG	FG	FGA	PCT	3FG	FGA	PCT	FT	FTA	PCT	OFF	DEF	TOT	AVG	PF	FO	A	TO	BLK	STL	PTS	AVG
1999 WAC	2	2	63	31.5	9	17	.529	6	10	.600	10	11	.909	2	9	11	5.5	6	1	5	3	2	2	34	17.0
2002 MWC	1	1	35	35.0	3	13	.231	3	9	.333	6	6	1.000	2	1	3	3.0	2	0	0	1	0	0	15	15.0
2003 MWC	2	2	72	36.0	12	26	.462	2	9	.222	9	11	.818	1	4	5	2.5	6	0	5	3	1	1	35	17.5
Totals	5	5	170	34.0	24	56	.429	11	28	.393	25	28	.893	5	14	19	3.8	14	1	10	7	3	3	84	16.8

BIGELOW IN THE NIT

YEAR	GP	GS	MIN	AVG	FG	FGA	PCT	3FG	FGA	PCT	FT	FTA	PCT	OFF	DEF	TOT	AVG	PF	FO	A	TO	BLK	STL	PTS	AVG
2002	2	2	62	31.0	9	21	.429	6	11	.545	8	11	.727	0	4	4	2.0	3	0	4	4	1	4	32	16.0

BIGELOW IN THE NCAA TOURNAMENT

YEAR	GP	GS	MIN	AVG	FG	FGA	PCT	3FG	FGA	PCT	FT	FTA	PCT	OFF	DEF	TOT	AVG	PF	FO	A	TO	BLK	STL	PTS	AVG
2003	1	1	36	36.0	4	15	.267	1	7	.143	3	4	.750	2	3	5	5.0	2	0	3	1	0	3	12	12.0

RICKY BOWER CAREER STATISTICS

BOWER 2002-03 GAME-BY-GAME

OPPONENT	DATE	GS	MIN	FG	FGA	PCT	3FG	FGA	PCT	FT	FTA	PCT	OFF	DEF	TOT	AVG	PF	FO	A	TO	BLK	STL	PTS	AVG	
vs Toledo	11/22/02		23	2	3	.667	2	2	1.000	4	4	1.000	1	2	3	3.0	2	0	1	2	0	0	10	10.0	
vs Kansas State	11/23/02		19	0	0	.000	0	0	.000	7	8	.875	0	4	4	3.5	1	0	2	2	0	1	7	8.5	
vs St. Bonaventure	11/25/02	*	31	1	2	.500	1	1	1.000	1	2	.500	0	5	5	4.0	2	0	1	1	0	0	4	7.0	
Rice	11/30/02		17	1	3	.333	0	1	.000	1	1	1.000	0	0	0	3.0	2	0	0	1	0	0	3	6.0	
at Arizona State	12/4/02		16	1	2	.500	0	1	.000	0	0	.000	0	0	0	2.4	3	0	2	1	0	2	2	5.2	
at Creighton	12/7/02		29	4	8	.500	1	3	.333	0	0	.000	0	1	1	2.2	2	0	4	2	0	2	9	5.8	
San Diego	12/11/02		13	0	0	.000	0	0	.000	0	0	.000	0	0	0	1.9	3	0	0	0	0	0	0	5.0	
Utah State	12/14/02		13	1	2	.500	0	1	.000	6	6	1.000	0	0	0	1.6	0	0	1	2	0	1	8	5.4	
UC Santa Barbara	12/21/02		26	3	5	.600	1	3	.333	2	2	1.000	0	1	1	1.6	0	0	4	1	1	1	9	5.8	
at Univ. of San Francisco	12/23/02		27	1	5	.200	0	2	.000	2	2	1.000	1	2	3	1.7	2	0	3	0	0	2	4	5.6	
Southern Utah	12/28/02		22	2	4	.500	2	4	.500	3	4	.750	0	5	5	2.0	3	0	4	1	0	1	9	5.9	
Pepperdine	1/2/03		14	0	1	.000	0	1	.000	2	2	1.000	0	0	0	1.8	3	0	2	2	0	0	2	5.6	
vs Oklahoma State	1/4/03		15	2	7	.286	2	4	.500	3	3	1.000	1	0	1	1.8	2	0	2	0	0	1	9	5.8	
at Weber State	1/8/03		19	3	5	.600	2	3	.667	2	2	1.000	1	3	4	1.9	2	0	0	1	1	0	10	6.1	
Idaho State	1/11/03		10	4	7	.571	4	7	.571	1	2	.500	0	1	1	1.9	0	0	2	0	0	1	13	6.6	
UNLV	1/16/03		20	0	2	.000	0	2	.000	3	4	.750	0	0	0	1.8	2	0	1	0	0	0	3	6.4	
at San Diego State	1/20/03		23	1	2	.500	1	2	.500	4	4	1.000	0	2	2	1.8	0	0	0	0	0	0	7	6.4	
Utah	1/25/03		29	4	7	.571	2	3	.667	0	0	.000	1	1	2	1.8	2	0	3	1	0	0	10	6.6	
New Mexico	2/1/03		27	4	7	.571	4	7	.571	2	2	1.000	0	2	2	1.8	2	0	3	1	0	0	14	7.0	
Air Force Academy	2/3/03	*	25	2	4	.500	1	2	.500	0	0	.000	1	4	5	2.0	1	0	5	3	0	0	5	6.9	
at Wyoming	2/8/03		10	1	5	.200	1	3	.333	0	0	.000	0	0	0	1.9	1	0	0	0	0	0	3	6.7	
at Colorado State	2/10/03		8	0	2	.000	0	1	.000	0	0	.000	0	0	0	1.8	2	0	1	0	0	0	0	6.4	
at UNLV	2/14/03		4	0	2	.000	0	2	.000	0	0	.000	0	0	0	1.7	1	0	0	1	0	0	0	6.1	
San Diego State	2/17/03		31	3	5	.600	2	4	.500	1	1	1.000	0	1	1	1.7	0	0	3	0	0	1	9	6.3	
at Utah	2/24/03	*	22	0	0	.000	0	0	.000	2	2	1.000	0	0	0	1.6	3	0	1	3	0	0	2	6.1	
at Air Force	3/1/03	*	24	1	3	.333	1	2	.500	0	1	.000	0	0	0	1.5	3	0	0	1	1	1	3	6.0	
at New Mexico	3/3/03	*	9	1	3	.333	0	2	.000	0	0	.000	0	0	0	1.5	1	0	0	0	0	0	2	5.8	
Wyoming	3/6/03		9	0	0	.000	0	0	.000	2	2	1.000	0	2	2	1.5	0	0	0	0	0	0	1	2	5.7
Colorado State	3/8/03		14	1	1	1.000	1	1	1.000	0	0	.000	0	1	1	1.5	0	0	0	0	0	0	1	3	5.6
vs New Mexico	3/13/03		4	1	1	1.000	1	1	1.000	0	0	.000	0	0	0	1.4	0	0	0	0	0	0	1	3	5.5
vs Colorado State	3/14/03		5	0	0	.000	0	0	.000	0	0	.000	0	0	0	1.4	0	0	0	0	0	0	0	0	5.3
vs Connecticut	3/20/03		4	0	1	.000	0	1	.000	1	2	.500	1	1	2	1.4	1	0	0	0	0	0	0	1	5.2
Totals			5	562	44	99	.444	29	66	.439	49	56	.875	7	38	45	1.4	46	0	43	28	3	17	166	5.2

BOWER VS THE MOUNTAIN WEST CONFERENCE

TEAM	GP	GS	MIN	AVG	FG	FGA	PCT	3FG	FGA	PCT	FT	FTA	PCT	OFF	DEF	TOT	AVG	PF	FO	A	TO	BLK	STL	PTS	AVG
Air Force	2	2	49	24.5	3	7	.429	2	4	.500	0	1	.000	1	4	5	2.5	4	0	5	4	1	1	8	4.0
Colorado St.	3	0	27	9.0	1	3	.333	1	2	.500	0	0	.000	0	1	1	0.3	2	0	1	0	0	1	3	1.0
New Mexico	3	1	40	13.3	6	11	.545	5	10	.500	2	2	1.000	0	2	2	0.7	3	0	3	1	0	1	19	6.3
San Diego St.	2	0	54	27.0	4	7	.571	3	6	.500	5	5	1.000	0	3	3	1.5	0	0	3	0	0	1	16	8.0
UNLV	2	0	24	12.0	0	4	.000	0	4	.000	3	4	.750	0	0	0	0.0	3	0	1	1	0	0	3	1.5
Utah	2	1	51	25.5	4	7	.571	2	3	.667	2	2	1.000	1	1	2	1.0	5	0	4	4	0	0	12	6.0
Wyoming	2	0	19	9.5	1	5	.200	1	3	.333	2	2	1.000	0	2	2	1.0	1	0	0	0	0	1	5	2.5
Totals	16	4	264	16.5	19	44	.432	14	32	.438	14	16	.875	2	13	15	0.9	18	0	17	10	1	5	66	4.1

BOWER IN THE CONFERENCE TOURNAMENT

YEAR	GP	GS	MIN	AVG	FG	FGA	PCT	3FG	FGA	PCT	FT	FTA	PCT	OFF	DEF	TOT	AVG	PF	FO	A	TO	BLK	STL	PTS	AVG
2003	2	0	9	4.5	1	1	1.000	1	1	1.000	0	0	.000	0	0	0	0.0	0	0	0	0	0	1	3	1.5

BOWER IN THE NCAA TOURNAMENT

YEAR	GP	GS	MIN	AVG	FG	FGA	PCT	3FG	FGA	PCT	FT	FTA	PCT	OFF	DEF	TOT	AVG	PF	FO	A	TO	BLK	STL	PTS	AVG
2003	1	0	4	4.0	0	1	.000	0	1	.000	1	2	.500	1	1	2	2.0	1	0	0	0	0	0	1	1.0

LUIZ LEMES CAREER STATISTICS

LEMES 2002-03 GAME-BY-GAME

OPPONENT	DATE	GS	MIN	FG	FGA	PCT	3FG	FGA	PCT	FT	FTA	PCT	OFF	DEF	TOT	AVG	PF	FO	A	TO	BLK	STL	PTS	AVG	
vs Toledo	11/22/02		6	0	0	.000	0	0	.000	0	0	.000	0	1	1	1.0	0	0	0	0	0	0	0	0.0	
vs Kansas State	11/23/02		3	0	0	.000	0	0	.000	0	0	.000	0	1	1	1.0	0	0	1	0	0	0	0	0.0	
vs St. Bonaventure	11/25/02		2	0	0	.000	0	0	.000	0	0	.000	0	0	0	0.7	1	0	0	1	0	0	0	0.0	
Rice	11/30/02		20	3	4	.750	1	2	.500	0	2	.000	0	2	2	1.0	0	0	2	1	0	1	7	1.8	
at Arizona State	12/4/02		4	0	0	.000	0	0	.000	0	0	.000	0	0	0	0.8	0	0	0	0	0	0	0	1.4	
at Creighton	12/7/02		7	1	1	1.000	1	1	1.000	0	0	.000	0	1	1	0.8	0	0	1	1	0	0	3	1.7	
San Diego	12/11/02		7	0	2	.000	0	0	.000	0	0	.000	0	0	0	0.7	0	0	1	0	0	1	0	1.4	
Utah State	12/14/02		5	0	0	.000	0	0	.000	0	0	.000	0	1	1	0.8	1	0	0	0	0	0	0	1.3	
UC Santa Barbara	12/21/02		3	0	1	.000	0	0	.000	0	0	.000	0	1	1	0.8	0	0	0	0	0	0	0	1.1	
at Univ. of San Francisco	12/23/02		Did not play - Coaches decision																						
Southern Utah	12/28/02		18	1	4	.250	1	3	.333	0	0	.000	0	1	1	0.8	0	0	1	1	0	0	3	1.3	
Pepperdine	1/2/03		21	2	4	.500	2	3	.667	0	0	.000	1	1	2	0.9	2	0	1	1	1	0	6	1.7	
vs Oklahoma State	1/4/03		7	0	1	.000	0	1	.000	0	0	.000	0	1	1	0.9	0	0	0	0	0	0	0	1.6	
at Weber State	1/8/03		4	0	1	.000	0	1	.000	0	0	.000	0	0	0	0.8	1	0	0	0	0	0	0	1.5	
Idaho State	1/11/03		Did not play - shoulder stinger																						
UNLV	1/16/03		Did not play - Coaches decision																						
at San Diego State	1/20/03		3	0	0	.000	0	0	.000	0	0	.000	0	0	0	0.8	0	0	1	0	0	0	0	1.4	
Utah	1/25/03		3	0	0	.000	0	0	.000	0	0	.000	0	0	0	0.7	1	0	0	0	0	0	0	1.3	
New Mexico	2/1/03		11	1	3	.333	0	1	.000	1	1	1.000	0	1	1	0.8	2	0	1	0	0	0	3	1.4	
Air Force	2/3/03		15	2	4	.500	1	1	1.000	2	2	1.000	0	1	1	0.8	0	0	1	0	1	0	7	1.7	
at Wyoming	2/8/03		Did not play - Coaches decision																						
at Colorado State	2/10/03		2	0	0	.000	0	0	.000	0	0	.000	0	0	0	0.7	1	0	0	0	0	0	0	1.6	
at UNLV	2/14/03		2	0	1	.000	0	1	.000	0	0	.000	0	0	0	0.7	0	0	0	0	0	0	0	1.5	
San Diego State	2/17/03		Did not play - Coaches decision																						
at Utah	2/24/03		7	1	3	.333	0	1	.000	0	0	.000	0	1	1	0.7	1	0	0	0	0	1	2	1.6	
at Air Force	3/1/03		16	0	2	.000	0	2	.000	0	0	.000	0	2	2	0.8	0	0	0	0	0	0	0	1.5	
at New Mexico	3/3/03		7	1	2	.500	0	1	.000	0	0	.000	0	1	1	0.8	0	0	0	0	0	1	2	1.5	
Wyoming	3/6/03		3	0	1	.000	0	1	.000	0	0	.000	0	1	1	0.8	0	0	0	0	0	1	0	1.4	
Colorado State	3/8/03		6	0	1	.000	0	0	.000	0	0	.000	0	1	1	0.8	0	0	0	0	0	0	0	1.4	
vs New Mexico	3/13/03		13	2	3	.667	0	1	.000	1	2	.500	0	2	2	0.8	3	0	1	1	0	2	5	1.5	
vs Colorado State	3/14/03		25	3	4	.750	1	1	1.000	2	2	1.000	0	1	1	0.8	4	0	0	0	0	1	9	1.8	
vs Connecticut	3/20/03		7	0	1	.000	0	0	.000	0	0	.000	0	1	1	0.9	1	0	0	0	0	0	0	1.7	
Totals			0	227	17	43	.395	7	21	.333	6	9	.667	1	22	23	0.9	18	0	11	6	2	8	47	1.7

LEMES VS THE MOUNTAIN WEST CONFERENCE

TEAM	GP	GS	MIN	AVG	FG	FGA	PCT	3FG	FGA	PCT	FT	FTA	PCT	OFF	DEF	TOT	AVG	PF	FO	A	TO	BLK	STL	PTS	AVG
Air Force	2	0	31	15.5	2	6	.333	1	3	.333	2	2	1.000	0	3	3	1.5	0	0	1	0	1	0	7	3.5
Colorado St.	3	0	33	11.0	3	5	.600	1	1	1.000	2	2	1.000	0	2	2	0.7	5	0	0	0	0	1	9	3.0
New Mexico	3	0	31	10.3	4	8	.500	0	3	.000	2	3	.667	0	4	4	1.3	5	0	2	1	0	3	10	3.3
San Diego St.	1	0	3	3.0	0	0	.000	0	0	.000	0	0	.000	0	0	0	0.0	0	0	1	0	0	0	0	0.0
UNLV	1	0	2	2.0	0	1	.000	0	1	.000	0	0	.000	0	0	0	0.0	0	0	0	0	0	0	0	0.0
Utah	2	0	10	5.0	1	3	.333	0	1	.000	0	0	.000	0	1	1	0.5	2	0	0	0	0	1	2	1.0
Wyoming	1	0	3	3.0	0	1	.000	0	1	.000	0	0	.000	0	1	1	1.0	0	0	0	0	0	1	0	0.0
Totals	13	0	113	8.7	10	24	.417	2	10	.200	6	7	.857	0	11	11	0.8	12	0	4	1	1	6	28	2.2

LEMES IN THE CONFERENCE TOURNAMENT

YEAR	GP	GS	MIN	AVG	FG	FGA	PCT	3FG	FGA	PCT	FT	FTA	PCT	OFF	DEF	TOT	AVG	PF	FO	A	TO	BLK	STL	PTS	AVG
2003	2	0	38	19.0	5	7	.714	1	2	.500	3	4	.750	0	3	3	1.5	7	0	1	1	0	3	14	7.0

LEMES IN THE NCAA TOURNAMENT

YEAR	GP	GS	MIN	AVG	FG	FGA	PCT	3FG	FGA	PCT	FT	FTA	PCT	OFF	DEF	TOT	AVG	PF	FO	A	TO	BLK	STL	PTS	AVG
2003	1	0	7	7.0	0	1	.000	0	0	.000	0	0	.000	0	1	1	1.0	1	0	0	0	0	0	0	0.0

JAKE SHOFF CAREER STATISTICS

SHOFF 2002-03 GAME-BY-GAME

OPPONENT	DATE	GS	MIN	FG	FGA	PCT	3FG	FGA	PCT	FT	FTA	PCT	OFF	DEF	TOT	AVG	PF	FO	A	TO	BLK	STL	PTS	AVG	
vs. Toledo	11/22/02		Did not play - back injury																						
vs Kansas State	11/23/02		13	0	2	.000	0	0	.000	0	0	.000	2	2	4	4.0	1	0	0	0	0	0	0	0	0.0
vs St. Bonaventure	11/25/02		2	1	2	.500	0	0	.000	0	0	.000	1	0	1	2.5	0	0	0	0	0	0	2	1.0	
Rice	11/30/02		Did not play - coaches decision																						
at Arizona State	12/4/02		2	0	0	.000	0	0	.000	1	2	.500	1	1	2	2.3	0	0	1	0	0	0	1	1.0	
at Creighton	12/7/02		1	0	0	.000	0	0	.000	0	0	.000	0	0	0	1.8	0	0	0	0	0	0	0	0.8	
San Diego	12/11/02		9	2	3	.667	0	0	.000	0	0	.000	1	0	1	1.6	1	0	0	1	0	1	4	1.4	
Utah State	12/14/02		17	1	3	.333	0	0	.000	1	2	.500	1	2	3	1.8	2	0	2	2	0	1	3	1.7	
UC Santa Barbara	12/21/02		7	0	0	.000	0	0	.000	0	0	.000	0	1	1	1.7	3	0	0	1	0	0	0	1.4	
at Univ. of San Francisco	12/23/02		10	2	3	.667	0	0	.000	5	5	1.000	2	1	3	1.9	4	0	0	0	0	1	9	2.4	
Southern Utah	12/28/02		11	1	1	1.000	0	0	.000	0	0	.000	0	3	3	2.0	2	0	0	0	0	0	2	2.3	
Pepperdine	1/2/03		12	6	6	1.000	0	0	.000	3	6	.500	2	3	5	2.3	0	0	1	0	0	0	15	3.6	
vs Oklahoma State	1/4/03		17	0	1	.000	0	0	.000	0	0	.000	0	2	2	2.3	1	0	1	2	0	1	0	3.3	
at Weber State	1/8/03	*	10	0	0	.000	0	0	.000	0	0	.000	1	1	2	2.3	1	0	0	2	0	0	0	3.0	
Idaho State	1/11/03		6	0	0	.000	0	0	.000	0	0	.000	1	1	2	2.2	0	0	1	0	0	0	0	2.8	
UNLV	1/16/03		12	0	0	.000	0	0	.000	2	2	1.000	0	2	2	2.2	1	0	0	1	0	0	2	2.7	
at San Diego State	1/20/03		7	1	3	.333	0	0	.000	2	3	.667	1	0	1	2.1	3	0	1	0	0	1	4	2.8	
Utah	1/25/03		6	1	1	1.000	0	0	.000	0	0	.000	0	0	0	2.0	1	0	0	0	0	0	2	2.8	
New Mexico	2/1/03		1	0	0	.000	0	0	.000	0	0	.000	0	0	0	1.9	0	0	0	0	0	0	0	2.6	
Air Force	2/3/03		8	1	2	.500	0	1	.000	1	2	.500	2	1	3	1.9	1	0	0	1	0	0	3	2.	

San Diego State	2/17/03	7	1	1	1.000	0	0	.000	0	0	.000	1	1	2	2.6	3	0	0	0	0	0	0	2	2.5
at Utah	2/24/03	8	1	1	1.000	0	0	.000	2	3	.667	1	1	2	2.6	1	0	0	0	0	0	1	4	2.6
at Air Force	3/1/03	1	0	0	.000	0	0	.000	0	0	.000	0	1	1	2.5	0	0	0	0	0	0	0	0	2.5
at New Mexico	3/3/03	2	0	0	.000	0	0	.000	0	0	.000	0	0	0	2.4	2	0	0	0	0	0	0	0	2.4
Wyoming	3/6/03	17	2	5	.400	0	0	.000	0	0	.000	3	2	5	2.5	4	0	0	0	0	0	0	4	2.5
Colorado State	3/8/03	20	1	3	.333	0	0	.000	1	2	.500	4	6	10	2.8	3	0	1	2	0	0	0	3	2.5
vs New Mexico	3/13/03	13	0	0	.000	0	0	.000	2	2	1.000	1	5	6	2.9	0	0	0	0	0	0	1	2	2.5
vs Colorado State	3/14/03	9	1	1	1.000	0	0	.000	0	0	.000	1	1	2	2.9	1	0	0	0	0	0	0	2	2.4
vs Connecticut	3/20/03	* 22	3	4	.750	0	0	.000	0	0	.000	3	2	5	3.0	5	1	0	0	0	0	1	6	2.6
Totals		2	314	28	.46	.609	0	1	.000	21	33	.636	35	54	89	3.0	46	1	8	14	0	10	77	2.6

SHOFF VS THE MOUNTAIN WEST CONFERENCE

TEAM	GP	GS	MIN	AVG	FG	FGA	PCT	3FG	FGA	PCT	FT	FTA	PCT	OFF	DEF	TOT	AVG	PF	FO	A	TO	BLK	STL	PTS	AVG
Air Force	2	0	9	4.5	1	2	.500	0	1	.000	1	2	.500	2	2	4	2.0	1	0	0	1	0	0	3	1.5
Colorado St.	3	0	49	16.3	3	5	.600	0	0	.000	2	4	.500	7	11	18	6.0	6	0	1	2	0	1	8	2.7
New Mexico	3	0	16	5.3	0	0	.000	0	0	.000	2	2	1.000	1	5	6	2.0	2	0	0	0	0	1	2	0.7
San Diego St.	2	0	14	7.0	2	4	.500	0	0	.000	2	3	.667	2	1	3	1.5	6	0	1	0	0	1	6	3.0
UNLV	2	0	29	14.5	0	1	.000	0	0	.000	2	2	1.000	1	6	7	3.5	2	0	1	1	0	1	2	1.0
Utah	2	0	14	7.0	2	2	1.000	0	0	.000	2	3	.667	1	1	2	1.0	2	0	0	0	0	1	6	3.0
Wyoming	2	0	44	22.0	4	7	.571	0	0	.000	0	2	.000	6	9	15	7.5	7	0	0	1	0	0	8	4.0
Totals	16	0	175	10.9	12	21	.571	0	1	.000	11	18	.611	20	35	55	3.4	26	0	3	5	0	5	35	2.2

SHOFF IN THE CONFERENCE TOURNAMENT

YEAR	GP	GS	MIN	AVG	FG	FGA	PCT	3FG	FGA	PCT	FT	FTA	PCT	OFF	DEF	TOT	AVG	PF	FO	A	TO	BLK	STL	PTS	AVG
2003	2	0	22	11.0	1	1	1.000	0	0	.000	2	2	1.000	2	6	8	4.0	1	0	0	0	0	1	4	2.0

SHOFF IN THE NCAA TOURNAMENT

YEAR	GP	GS	MIN	AVG	FG	FGA	PCT	3FG	FGA	PCT	FT	FTA	PCT	OFF	DEF	TOT	AVG	PF	FO	A	TO	BLK	STL	PTS	AVG
2003	1	1	22	22.0	3	4	.750	0	0	.000	0	0	.000	3	2	5	5.0	5	1	0	0	0	1	6	6.0

KEVIN WOODBERRY CAREER STATISTICS

WOODBERRY 2002-03 GAME-BY-GAME

OPPONENT	DATE	GS	MIN	FG	FGA	PCT	3FG	FGA	PCT	FT	FTA	PCT	OFF	DEF	TOT	AVG	PF	FO	A	TO	BLK	STL	PTS	AVG	
vs Toledo	11/22/02	* 29	2	7	.286	1	4	.250	0	0	.000	1	2	3	3.0	1	0	1	2	0	2	0	2	5	5.0
vs Kansas State	11/23/02	* 25	0	3	.000	0	3	.000	2	4	.500	0	0	0	1.5	3	0	3	3	0	0	2	2	3.5	
vs St. Bonaventure	11/25/02	* 29	3	13	.231	1	7	.143	1	2	.500	0	1	1	1.3	2	0	2	3	1	2	8	5.0		
Rice	11/30/02	* 19	3	6	.500	2	2	1.000	2	2	1.000	0	2	2	1.5	1	0	0	2	1	3	10	6.3		
at Arizona State	12/4/02	* 31	1	5	.200	0	3	.000	1	5	.200	0	4	4	2.0	2	0	4	5	1	1	3	5.6		
at Creighton	12/7/02	* 15	1	3	.333	1	2	.500	0	0	.000	0	0	0	1.7	1	0	0	3	0	1	3	5.2		
San Diego	12/11/02	* 31	2	4	.500	1	3	.333	3	6	.500	0	2	2	1.7	2	0	0	1	1	4	8	5.6		
Utah State	12/14/02	* 32	3	5	.600	3	5	.600	3	6	.500	1	2	3	1.9	0	0	6	0	0	1	12	6.4		
UC Santa Barbara	12/21/02	* 22	0	5	.000	0	5	.000	2	2	1.000	0	1	1	1.8	1	0	1	1	1	0	2	5.9		
at Univ. of San Francisco	12/23/02	* 31	3	10	.300	3	9	.333	1	3	.333	0	2	2	1.8	2	0	3	0	0	0	10	6.3		
Southern Utah	12/28/02	* 19	2	3	.667	2	3	.667	0	0	.000	0	2	2	1.8	2	0	6	1	0	1	6	6.3		
Pepperdine	1/2/03	* 17	2	5	.400	0	3	.000	1	3	.333	0	3	3	1.9	2	0	4	2	0	2	5	6.2		
vs Oklahoma State	1/4/03	* 27	2	7	.286	1	5	.200	2	2	1.000	0	0	0	1.8	1	0	1	4	0	1	7	6.2		
at Weber State	1/8/03	* 26	2	3	.667	1	2	.500	1	2	.500	0	1	1	1.7	4	0	3	0	0	2	6	6.2		
Icaho State	1/11/03	14	2	5	.400	0	1	.000	0	0	.000	1	3	4	1.9	2	0	2	2	0	1	4	6.1		
UNLV	1/16/03	16	0	1	.000	0	0	.000	2	4	.500	0	0	0	1.8	3	0	1	0	0	1	2	5.8		
at San Diego State	1/20/03	12	2	3	.667	1	2	.500	3	3	1.000	0	1	1	1.7	2	0	1	0	0	0	1	8	5.9	
Utah	1/25/03	14	0	2	.000	0	1	.000	0	0	.000	0	0	0	1.6	1	0	2	0	0	0	0	5.6		
New Mexico	2/1/03	26	2	3	.667	1	2	.500	1	1	1.000	0	4	4	1.7	1	0	2	1	0	1	6	5.6		
Air Force	2/3/03	17	1	3	.333	1	2	.500	1	2	.500	0	6	6	2.0	0	0	3	1	0	0	4	5.6		
at Wyoming	2/8/03	* 27	0	2	.000	0	1	.000	0	0	.000	2	4	6	2.1	1	0	3	3	0	5	0	5.3		
at Colorado State	2/10/03	* 32	6	9	.667	3	6	.500	2	2	1.000	0	1	1	2.1	3	0	5	2	0	5	17	5.8		
at UNLV	2/14/03	* 29	3	8	.375	3	5	.600	0	1	.000	0	3	3	2.1	2	0	1	5	1	1	9	6.0		
San Diego State	2/17/03	* 31	3	7	.429	2	4	.500	0	1	.000	0	2	2	2.1	1	0	2	1	0	2	8	6.0		
at Utah	2/24/03	* 31	2	8	.250	2	7	.286	2	4	.500	0	4	4	2.2	1	0	1	1	0	1	8	6.1		
at Air Force	3/1/03	* 31	0	1	.000	0	1	.000	0	0	.000	0	3	3	2.2	2	0	2	3	0	0	0	5.9		
at New Mexico	3/3/03	* 33	3	6	.500	2	4	.500	3	4	.750	0	2	2	2.2	2	0	5	1	0	1	11	6.1		
Wyoming	3/6/03	* 27	2	6	.333	1	4	.250	0	0	.000	0	2	2	2.2	2	0	2	2	0	2	5	6.0		
Colorado State	3/8/03	* 27	2	6	.333	2	3	.667	4	4	1.000	1	2	3	2.2	0	0	2	0	0	0	10	6.2		
vs New Mexico	3/13/03	* 34	3	9	.333	0	4	.000	4	4	1.000	0	1	1	2.2	2	0	4	0	2	3	10	6.3		
vs Colorado State	3/14/03	* 36	3	10	.300	1	6	.167	0	1	.000	0	1	1	2.2	1	0	4	4	0	0	7	6.3		
vs Connecticut	3/20/03	* 32	2	7	.286	1	4	.250	0	0	.000	0	4	4	2.2	2	0	4	4	0	2	5	6.3		
Totals		26	822	62	175	.354	36	113	.319	41	68	.603	6	65	71	2.2	52	0	80	57	8	46	201	6.3	

WOODBERRY VS THE MOUNTAIN WEST CONFERENCE

TEAM	GP	GS	MIN	AVG	FG	FGA	PCT	3FG	FGA	PCT	FT
------	----	----	-----	-----	----	-----	-----	-----	-----	-----	----

JARED JENSEN CAREER STATISTICS

JENSEN 2002-03 GAME-BY-GAME

OPPONENT	DATE	GS	MIN	FG	FGA	PCT	3FG	FGA	PCT	FT	FTA	PCT	OFF	DEF	TOT	AVG	PF	FO	A	TO	BLK	STL	PTS	AVG	
vs Toledo	11/22/02	*	8	1	3	.333	0	0	.000	0	0	.000	0	1	1	1.0	5	1	0	1	0	0	2	2.0	
vs Kansas State	11/23/02	*	20	2	4	.500	0	0	.000	6	8	.750	0	5	5	3.0	4	0	0	0	1	0	10	6.0	
vs St. Bonaventure	11/25/02	*	21	4	7	.571	0	0	.000	7	8	.875	1	5	6	4.0	2	0	0	2	0	0	15	9.0	
Rice	11/30/02	*	18	6	6	1.000	0	0	.000	6	8	.750	1	4	5	4.3	1	0	0	1	0	1	18	11.3	
at Arizona State	12/4/02	*	28	6	9	.667	0	0	.000	0	0	.000	1	5	6	4.6	4	0	1	3	0	1	12	11.4	
at Creighton	12/7/02	*	29	3	5	.600	0	0	.000	3	3	1.000	1	2	3	4.3	1	0	0	0	1	0	9	11.0	
San Diego	12/11/02	*	29	5	8	.625	0	0	.000	1	2	.500	1	3	4	4.3	1	0	1	1	1	1	11	11.0	
Utah State	12/14/02	*	22	1	2	.500	0	0	.000	5	5	1.000	1	2	3	4.1	4	0	1	1	0	0	7	10.5	
UC Santa Barbara	12/21/02	*	32	3	4	.750	0	0	.000	3	4	.750	2	3	5	4.2	3	0	0	1	2	0	9	10.3	
at Univ. of San Francisco	12/23/02	*	19	1	2	.500	0	0	.000	2	4	.500	2	0	2	4.0	5	1	0	2	0	0	4	9.7	
Southern Utah	12/28/02	*	22	2	2	1.000	0	0	.000	4	4	1.000	0	2	2	3.8	3	0	0	1	0	1	8	9.5	
Pepperdine	1/2/03	*	25	2	3	.667	0	0	.000	0	0	.000	1	2	3	3.8	5	1	1	0	0	0	4	9.1	
vs Oklahoma State	1/4/03	*	23	2	4	.500	0	0	.000	2	2	1.000	0	2	2	3.6	3	0	0	1	0	0	6	8.8	
at Weber State	1/8/03	*	14	1	4	.250	0	0	.000	0	2	.000	1	2	3	3.6	3	0	0	2	0	0	2	8.4	
Idaho State	1/11/03	*	31	2	4	.500	0	0	.000	1	2	.500	4	3	7	3.8	0	0	1	1	1	0	5	8.1	
UNLV	1/16/03	*	27	3	5	.600	0	0	.000	5	6	.833	1	3	4	3.8	5	1	0	3	0	0	11	8.3	
at San Diego State	1/20/03	*	28	1	7	.143	0	0	.000	5	6	.833	2	1	3	3.8	2	0	3	0	0	0	7	8.2	
Utah	1/25/03	*	9	2	2	1.000	0	0	.000	2	2	1.000	0	0	0	3.6	4	0	0	2	0	0	6	8.1	
New Mexico	2/1/03	*	26	5	8	.625	0	0	.000	5	5	1.000	2	3	5	3.6	1	0	1	1	1	0	15	8.5	
Air Force	2/3/03	*	12	0	1	.000	0	0	.000	4	4	1.000	0	0	0	3.5	4	0	0	1	0	0	4	8.3	
at Wyoming	2/8/03	*	20	3	7	.429	0	0	.000	4	6	.667	2	1	3	3.4	5	1	0	0	0	1	10	8.3	
at Colorado State	2/10/03	*	23	2	3	.667	0	0	.000	0	0	.000	3	2	5	3.5	5	1	0	3	0	0	4	8.1	
at UNLV	2/14/03	*	32	5	9	.556	0	0	.000	2	3	.667	4	2	6	3.6	3	0	0	0	0	0	12	8.3	
San Diego State	2/17/03	*	26	4	5	.800	0	0	.000	2	2	1.000	1	2	3	3.6	3	0	1	1	0	1	10	8.4	
at Utah	2/24/03	*	17	4	5	.800	0	0	.000	0	0	.000	3	0	3	3.6	4	0	0	0	0	0	8	8.4	
at Air Force	3/1/03	*	5	0	0	.000	0	0	.000	0	0	.000	0	1	1	3.5	4	0	1	2	0	0	0	8.0	
at New Mexico	3/3/03	*	28	7	10	.700	0	0	.000	5	6	.833	3	3	6	3.6	3	0	2	0	0	0	19	8.4	
Wyoming	3/6/03	*	22	2	2	1.000	0	0	.000	2	2	1.000	0	0	0	3.4	3	0	0	1	0	0	6	8.4	
Colorado State	3/8/03	*	29	1	4	.250	0	0	.000	0	0	.000	1	2	3	3.4	3	0	1	1	0	2	2	8.1	
vs New Mexico	3/13/03	*	12	0	0	.000	0	0	.000	0	0	.000	0	0	0	3.3	2	0	0	0	0	0	0	7.9	
vs Colorado State	3/14/03	*	19	0	3	.000	0	0	.000	1	2	.500	0	3	3	3.3	2	0	0	0	1	0	1	7.6	
vs Connecticut	3/20/03	*	17	1	3	.333	0	0	.000	0	0	.000	1	2	3	3.3	2	0	0	0	1	0	2	7.5	
Totals			25	693	81	141	.574	0	0	.000	77	96	.802	39	66	105	3.3	99	6	14	32	9	8	239	7.5

JENSEN 2001-02 GAME-BY-GAME

OPPONENT	DATE	GS	MIN	FG	FGA	PCT	3FG	FGA	PCT	FT	FTA	PCT	OFF	DEF	TOT	AVG	PF	FO	A	TO	BLK	STL	PTS	AVG	
at University of San Diego	11/17/01	*	9	2	2	1.000	0	0	.000	2	2	1.000	2	2	4	4.0	5	1	0	0	0	0	6	6.0	
Arizona State	11/24/12	*	15	2	3	.667	0	0	.000	0	0	.000	0	2	2	3.0	3	0	1	0	0	0	4	5.0	
at UC Santa Barbara	11/28/01	*	32	4	5	.800	0	0	.000	6	8	.750	0	0	2	4.0	2	0	0	2	0	0	14	8.0	
at Utah State	12/01/01	*	26	2	2	1.000	0	0	.000	0	0	.000	0	1	1	1.8	1	0	0	1	0	1	4	7.0	
Weber State	12/05/01	*	20	3	7	.429	0	0	.000	1	1	1.000	0	2	2	1.8	1	0	0	1	1	1	7	7.0	
Creighton	12/08/01	*	18	2	4	.500	0	0	.000	0	0	.000	1	9	10	3.2	4	0	2	0	1	0	4	6.5	
Fort Lewis	12/12/01	*	16	5	7	.714	0	0	.000	2	3	.667	0	1	1	2.9	0	0	0	0	0	0	12	7.3	
Idaho	12/15/01	*	20	4	4	1.000	0	0	.000	4	4	1.000	0	4	4	3.0	1	0	0	1	2	0	12	7.9	
vs Stanford	12/22/01	*	19	2	5	.400	0	0	.000	5	6	.833	2	0	2	2.9	3	0	0	1	0	0	9	8.0	
Cal State Northridge	12/27/01	*	25	5	6	.833	0	0	.000	3	4	.750	6	4	10	3.6	4	0	1	1	1	2	13	8.5	
Southern Utah	12/29/01	*	24	5	6	.833	0	0	.000	4	5	.800	1	4	5	3.7	3	0	0	2	0	1	14	9.0	
San Francisco	01/02/02	*	27	5	10	.500	0	0	.000	0	0	.000	1	2	2	3.6	1	0	0	1	1	1	10	9.1	
at Pepperdine	01/05/02	*	29	0	4	.000	0	0	.000	0	0	.000	3	2	5	3.7	1	0	0	2	0	0	0	8.4	
San Diego State	01/12/02	*	28	4	6	.667	0	0	.000	9	12	.750	1	1	2	3.6	5	1	0	1	0	1	17	9.0	
UNLV	01/15/02	*	21	3	7	.429	0	0	.000	2	2	1.000	4	3	7	3.8	1	0	1	0	1	2	8	8.9	
at New Mexico	01/19/02	*	24	6	7	.857	0	0	.000	3	5	.600	3	0	3	3.8	3	0	0	2	0	1	15	9.3	
at Air Force	01/21/02	*	27	6	10	.600	0	0	.000	8	9	.889	5	2	7	3.9	3	0	0	0	0	2	20	9.9	
at Utah	01/28/02	*	7	0	1	.000	0	0	.000	0	0	.000	1	1	2	3.8	3	0	0	1	0	0	0	9.4	
Wyoming	02/02/02	*	18	4	8	.500	0	0	.000	2	2	1.000	1	1	2	3.7	5	1	0	0	2	1	10	9.4	
Colorado State	02/04/02	*	24	0	2	.000	0	0	.000	6	6	1.000	1	2	3	3.7	2	0	0	1	0	1	6	9.3	
at UNLV	02/09/02	*	19	6	9	.667	0	0	.000	0	0	.000	6	1	7	3.9	2	0	0	2	0	0	12	9.4	
at San Diego State	02/11/02	*	15	3	4	.750	0	0	.000	1	2	.500	0	0	0	3.7	2	0	0	1	2	0	7	9.3	
New Mexico	02/16/02	*	17	2	4	.500	0	0	.000	3	4	.750	0	2	2	3.6	0	0	0	1	0	0	7	9.2	
Air Force	02/18/02	*	24	3	3	1.000	0	0	.000	8	8	1.000	2	0	2	3.5	2	0	0	0	0	0	14	9.4	
Utah	02/23/02	*	20	2	6	.333	0	0	.000	5	6	.833	3	3	6	3.6	2	0	0	1	0	2	9	9.4	
at Wyoming	02/28/02	*	12	0	2	.000	0	0	.000	0	0	.000	1	2	3	3.6	2	0	0	1	0	0	0	9.0	
at Colorado State	03/02/02	*	21	5	7	.714	0	0	.000	8	8	1.000	1	0	1	3.5	3	0	0	1	1	1	18	9.3	
vs San Diego State (MWC)	03/07/02	*	14	1	3	.333	0	0	.000	0	0	.000	2	2	4	3.5	2	0	0	3	0	0	2	9.1	
U.C. Irvine (NIT)	03/14/02	*	12	1	3	.333	0	0	.000	1	2	.500	0	3	1	4	3.6	1	0	1	1	0	0	2	8.8
at Memphis (NIT)	03/20/02	*	16	1	2	.500	0	0	.000	0	0	.000	0	3	3	3.5	4	0	0	0	0	1	2	8.6	
Totals			25	599	88	149	.591	0	0	.000	82	97	.845	50	56	106	3.5	73	3	6	27	13	18	258	8.6

JENSEN VS THE MOUNTAIN WEST CONFERENCE

TEAM	GP	GS	MIN	AVG	FG	FGA	PCT	3FG	FGA	PCT	FT	FTA	PCT	OFF	DEF	TOT	AVG	PF	FO	A	TO	BLK	STL	PTS	AVG
Air Force	4	2	68	17.0	9	14	.643	0	0																

JENSEN IN THE NIT TOURNAMENT

YEAR	GP	GS	MIN	AVG	FG	FGA	PCT	3FG	FGA	PCT	FT	FTA	PCT	OFF	DEF	TOT	AVG	PF	FO	A	TO	BLK	STL	PTS	AVG
2002	2	0	28	14.0	2	5	.400	0	0	.000	0	0	.000	3	4	7	3.5	5	0	1	1	0	1	4	2.0

JENSEN IN THE NCAA TOURNAMENT

YEAR	GP	GS	MIN	AVG	FG	FGA	PCT	3FG	FGA	PCT	FT	FTA	PCT	OFF	DEF	TOT	AVG	PF	FO	A	TO	BLK	STL	PTS	AVG
2003	1	0	17	17.0	1	3	.333	0	0	.000	0	0	.000	1	2	3	3.0	2	0	0	0	1	0	2	2.0

TERRY NASHIF CAREER STATISTICS

NASHIF 2002-03 GAME-BY-GAME

OPPONENT	DATE	GS	MIN	FG	FGA	PCT	3FG	FGA	PCT	FT	FTA	PCT	OFF	DEF	TOT	AVG	PF	FO	A	TO	BLK	STL	PTS	AVG	
vs Toledo	11/22/02		11	1	2	.500	1	1	1.000	0	0	.000	1	2	3	3.0	0	0	1	0	0	0	2	3.0	
vs Kansas State	11/23/02		12	1	2	.500	1	2	.500	0	0	.000	0	0	0	1.5	0	0	0	0	0	0	2	3.0	
vs St. Bonaventure	11/25/02		23	1	4	.250	0	1	.000	0	0	.000	0	1	1	1.3	4	0	2	1	0	2	2	2.7	
Rice	11/30/02		19	2	4	.500	0	1	.000	6	6	1.000	0	5	5	2.3	1	0	5	1	0	2	10	4.5	
at Arizona State	12/4/02		9	0	2	.000	0	0	.000	0	0	.000	0	2	2	2.2	1	0	0	2	0	1	0	3.6	
at Creighton	12/7/02		9	0	2	.000	0	2	.000	0	0	.000	0	2	2	2.2	3	0	0	1	0	0	0	3.0	
San Diego	12/11/02		9	0	1	.000	0	0	.000	0	0	.000	1	0	1	2.0	0	0	1	1	0	0	0	2.6	
Utah State	12/14/02		3	0	1	.000	0	1	.000	0	0	.000	0	1	1	1.9	0	0	0	0	0	0	0	2.3	
UC Santa Barbara	12/21/02		17	3	4	.750	1	2	.500	2	3	.667	0	2	2	1.9	1	0	3	1	0	1	9	3.0	
at Univ. of San Francisco	12/23/02		5	0	0	.000	0	0	.000	0	0	.000	0	1	1	1.8	2	0	0	0	0	0	0	2.7	
Southern Utah	12/28/02		17	2	4	.500	1	2	.500	1	2	.500	0	0	0	1.6	1	0	5	0	1	2	6	3.0	
Pepperdine	1/02/03		7	0	1	.000	0	0	.000	0	0	.000	0	1	1	1.6	2	0	3	0	0	0	0	2.8	
vs Oklahoma State	1/4/03		6	0	1	.000	0	0	.000	2	2	1.000	0	0	0	1.5	1	0	1	0	0	1	2	2.7	
at Weber State	1/8/03		19	1	2	.500	0	1	.000	1	2	.500	0	0	0	1.4	1	0	0	0	0	1	3	2.7	
Idaho State	1/11/03	*	27	1	1	1.000	1	1	1.000	0	0	.000	0	3	3	1.5	1	0	3	1	0	0	3	2.7	
UNLV	1/16/03	*	25	1	6	.167	0	0	.000	0	0	.000	0	4	4	1.6	4	0	7	1	2	1	2	2.7	
at San Diego State	1/20/03	*	30	3	3	1.000	3	3	1.000	2	3	.667	1	2	3	1.7	2	0	3	2	0	0	11	3.2	
Utah	1/25/03	*	27	0	3	.000	0	1	.000	0	2	.000	0	1	1	1.7	4	0	2	2	0	0	0	3.0	
New Mexico	2/1/03	*	14	0	1	.000	0	0	.000	0	0	.000	1	2	3	1.7	1	0	3	1	0	1	0	2.8	
Air Force	2/3/03	*	17	0	0	.000	0	0	.000	0	0	.000	0	3	3	1.8	1	0	4	0	0	0	0	2.7	
at Wyoming	2/8/03		13	0	1	.000	0	0	.000	0	0	.000	0	0	0	1.7	1	0	4	0	0	0	0	2.6	
at Colorado State	2/10/03		6	1	2	.500	1	1	1.000	0	0	.000	0	0	0	1.6	0	0	1	0	0	0	3	2.6	
at UNLV	2/14/03		13	0	0	.000	0	0	.000	0	0	.000	0	2	2	1.7	2	0	3	3	0	0	0	2.5	
San Diego State	2/17/03		10	0	2	.000	0	2	.000	0	0	.000	0	0	0	1.6	2	0	1	1	0	0	0	2.4	
at Utah	2/24/03		7	0	0	.000	0	0	.000	0	0	.000	0	1	1	1.6	1	0	0	2	0	0	0	2.3	
at Air Force	3/01/03		29	0	1	.000	0	0	.000	2	2	1.000	0	4	4	1.7	1	0	2	2	0	3	2	2.3	
at New Mexico	3/03/03		21	1	3	.333	1	2	.500	0	0	.000	0	3	3	1.7	0	0	7	0	0	0	3	2.3	
Wyoming	3/06/03		11	1	3	.333	0	0	.000	1	1	1.000	0	0	0	1.6	3	0	2	0	0	0	3	2.3	
Colorado State	3/08/03		14	0	1	.000	0	1	.000	0	0	.000	1	3	4	1.7	1	0	3	1	0	0	0	2.2	
vs New Mexico	3/13/03		23	2	2	1.000	0	0	.000	0	0	.000	0	2	2	1.7	0	0	2	0	0	0	4	2.3	
vs Colorado State	3/14/03		9	0	1	.000	0	1	.000	0	0	.000	0	0	0	1.7	1	0	0	0	0	1	0	2.2	
vs Connecticut	3/20/03		8	0	1	.000	0	1	.000	0	0	.000	0	0	0	1.6	1	0	0	0	0	0	0	2.2	
Totals			6	470	21	61	.344	10	26	.385	17	23	.739	5	47	52	1.6	43	0	68	23	3	18	69	2.2

NASHIF 2001-02 GAME-BY-GAME

OPPONENT	DATE	GS	MIN	FG	FGA	PCT	3FG	FGA	PCT	FT	FTA	PCT	OFF	DEF	TOT	AVG	PF	FO	A	TO	BLK	STL	PTS	AVG	
at University of San Diego	11/17/01		1	0	0	.000	0	0	.000	0	0	.000	0	0	0	0.0	0	0	0	0	0	0	0	0.0	
Weber State	12/05/01		1	0	0	.000	0	0	.000	0	0	.000	0	0	0	0.0	1	0	0	1	0	0	0	0.0	
Fort Lewis	12/12/01		10	1	1	1.000	0	0	.000	0	0	.000	0	2	2	0.7	2	0	3	1	0	0	2	0.7	
Idaho	12/15/01		5	0	0	.000	0	0	.000	0	0	.000	0	0	0	0.5	0	0	1	1	0	0	0	0.5	
vs Stanford	12/22/01		0	0	0	.000	0	0	.000	0	0	.000	0	0	0	0.4	0	0	0	0	0	0	0	0.4	
Cal State Northridge	12/27/01		5	0	1	.000	0	1	.000	3	6	.500	0	2	2	0.7	0	0	1	1	0	1	3	0.8	
Southern Utah	12/29/01		10	0	1	.000	0	1	.000	0	0	.000	0	3	3	1.0	1	0	2	0	0	0	0	0.7	
San Francisco	01/02/02		1	0	0	.000	0	0	.000	0	0	.000	0	1	1	1.0	0	0	0	0	0	0	0	0.6	
at Pepperdine	01/05/02		0	0	0	.000	0	0	.000	0	0	.000	0	0	0	0.9	0	0	0	1	0	0	0	0.6	
UNLV	01/15/02		1	0	0	.000	0	0	.000	0	0	.000	0	0	0	0.8	0	0	0	0	0	0	0	0.5	
at New Mexico	01/19/02		1	0	0	.000	0	0	.000	0	0	.000	0	0	0	0.7	0	0	0	0	0	0	0	0.5	
at Air Force	01/21/02		5	0	0	.000	0	0	.000	0	0	.000	0	0	0	0.7	0	0	1	1	0	0	0	0.4	
at Utah	01/28/02		1	0	0	.000	0	0	.000	0	0	.000	0	0	0	0.6	0	0	0	0	0	0	0	0.4	
at UNLV	02/09/02		4	0	0	.000	0	0	.000	0	0	.000	0	0	0	0.6	1	0	1	0	0	0	0	0.4	
at San Diego State	02/11/02		4	0	0	.000	0	0	.000	0	0	.000	0	0	0	0.5	2	0	1	0	0	0	0	0.3	
Air Force	02/18/02		1	0	0	.000	0	0	.000	0	0	.000	0	0	0	0.5	0	0	0	0	0	0	0	0.3	
Utah	02/23/02		1	0	0	.000	0	0	.000	0	0	.000	0	0	0	0.5	0	0	0	0	0	0	0	0.3	
at Wyoming	02/28/02		4	0	0	.000	0	0	.000	4	4	1.000	0	0	0	0.4	1	0	0	1	0	1	4	0.5	
at Colorado State	03/02/02		0	0	0	.000	0	0	.000	0	0	.000	0	0	0	0.4	1	0	0	0	0	0	0	0.5	
U.C. Irvine (NIT)	03/14/02		2	0	0	.000	0	0	.000	2	2	1.000	0	0	0	0.4	0	0	0	0	0	0	2	0.6	
at Memphis (NIT)	03/20/02		3	0	0	.000	0	0	.000	0	0	.000	0	1	1	0.4	0	0	0	2	0	0	0	0.5	
Totals			0	60	1	3	.333	0	2	.000	9	12	.750	0	9	9	0.4	9	0	10	9	0	2	11	0.5

NASHIF VS THE MOUNTAIN WEST CONFERENCE

TEAM	GP	GS	MIN	AVG	FG	FGA	PCT	3FG	FGA	PCT	FT	FTA	PCT	OFF	DEF	TOT	AVG	PF	FO	A	TO	BLK	STL	PTS	AVG
Air Force	4	1	52	13.0	0	1	.000	0	0	.000	2	2	1.000	0	7	7	1.8	2	0	7	3	0	3	2	0.5
Colorado St.	4	0	29	7.3	1	4	.250	1	3	.333	0	0	.000	1	3	4	1.0	3	0	4	1	0	1	3	0.8
New Mexico	4	1	59	14.8	3	6	.500	1	2	.500	0	0	.000	1	7	8	2.0	1	0	12	1	0	1	7	1.8
San Diego St.	3	1	44	14.7	3	5	.600	3	5	.600	2	3	.667	1	2	3	1.0	6	0	5	3	0	0	11	3.7

<INDIVIDUAL STATISTICS>

NASHIF IN THE NIT TOURNAMENT

YEAR	GP	GS	MIN	AVG	FG	FGA	PCT	3FG	FGA	PCT	FT	FTA	PCT	OFF	DEF	TOT	AVG	PF	FO	A	TO	BLK	STL	PTS	AVG
2002	2	0	5	2.5	0	0	.000	0	0	.000	2	2	1.000	0	1	1	0.5	0	0	0	2	0	0	2	1.0

NASHIF IN THE NCAA TOURNAMENT

YEAR	GP	GS	MIN	AVG	FG	FGA	PCT	3FG	FGA	PCT	FT	FTA	PCT	OFF	DEF	TOT	AVG	PF	FO	A	TO	BLK	STL	PTS	AVG
2003	1	0	8	8.0	0	1	.000	0	1	.000	0	0	.000	0	0	0	0.0	1	0	0	0	0	0	0	0.0

MARC ROBERTS CAREER STATISTICS

ROBERTS 2002-03 GAME-BY-GAME

OPPONENT	DATE	GS	MIN	FG	FGA	PCT	3FG	FGA	PCT	FT	FTA	PCT	OFF	DEF	TOT	AVG	PF	FO	A	TO	BLK	STL	PTS	AVG
at Weber State	1/8/03	10	2	2	1.000	0	0	.000	2	2	1.000	1	2	3	3.0	5	1	0	2	0	0	0	6	6.0
Idaho State	1/11/03	14	0	3	.000	0	2	.000	3	4	.750	0	0	0	1.5	3	0	2	4	0	1	3	4.5	
at San Diego State	1/20/03	0	0	0	.000	0	0	.000	0	0	.000	0	0	0	1.0	0	0	0	0	0	0	0	0	3.0
New Mexico	2/01/03	12	0	1	.000	0	0	.000	2	2	1.000	1	2	3	1.5	3	0	1	1	0	0	0	2	2.8
Air Force	2/03/03	12	1	2	.500	0	0	.000	4	6	.667	1	2	3	1.8	2	0	0	1	0	1	1	6	3.4
at Colorado State	2/10/03	2	0	0	.000	0	0	.000	0	0	.000	0	0	0	1.5	0	0	0	0	0	0	0	0	2.8
at Utah	2/24/03	6	0	1	.000	0	1	.000	0	0	.000	0	1	1	1.4	0	0	0	1	0	0	0	0	2.4
at Air Force	3/01/03	1	0	0	.000	0	0	.000	0	0	.000	0	0	0	1.3	0	0	0	0	0	0	0	0	2.1
Wyoming	3/06/03	2	0	1	.000	0	0	.000	1	2	.500	1	0	1	1.2	2	0	0	1	0	0	1	2.0	
Colorado State	3/08/03	2	0	1	.000	0	0	.000	0	0	.000	1	0	1	1.2	1	0	0	1	0	0	0	1.8	
vs New Mexico	3/13/03	2	0	0	.000	0	0	.000	1	2	.500	0	0	0	1.1	0	0	0	0	0	0	0	1	1.7
Totals		0	63	3	11	.273	0	3	.000	13	18	.722	5	7	12	1.1	16	1	3	11	0	2	19	1.7

ROBERTS 1999-00 GAME-BY-GAME

OPPONENT	DATE	GS	MIN	FG	FGA	PCT	3FG	FGA	PCT	FT	FTA	PCT	OFF	DEF	TOT	AVG	PF	FO	A	TO	BLK	STL	PTS	AVG
Cal-Riverside	11/20/99	4	0	1	.000	0	0	.000	0	0	.000	0	1	1	1.0	1	0	0	0	0	0	0	0	0.0
Southern Utah	11/24/99	3	1	1	1.000	0	0	.000	0	0	.000	0	0	0	0.5	0	0	0	1	0	0	0	2	1.0
at Denver	12/04/99	4	1	2	.500	0	0	.000	2	2	1.000	1	0	1	0.7	0	0	1	1	0	0	0	4	2.0
Texas Southern	12/10/99	6	0	1	.000	0	0	.000	0	0	.000	0	0	0	0.5	0	0	1	0	0	0	0	0	1.5
South Carolina State	12/18/99	10	0	0	.000	0	0	.000	1	2	.500	0	1	1	0.6	1	0	0	3	1	0	1	1.4	
at Florida International	12/23/99	3	0	0	.000	0	0	.000	2	2	1.000	0	1	1	0.7	0	0	0	0	0	0	0	2	1.5
U.C. Irvine	01/05/00	2	0	0	.000	0	0	.000	0	0	.000	0	0	0	0.6	0	0	0	0	0	0	0	0	1.3
Wyoming	01/20/00	1	0	0	.000	0	0	.000	0	0	.000	0	0	0	0.5	1	0	0	0	0	0	0	0	1.1
Colorado State	01/22/00	3	1	1	1.000	0	0	.000	0	0	.000	0	2	2	0.7	1	0	1	1	0	0	0	2	1.2
at Air Force	01/27/00	2	0	0	.000	0	0	.000	0	0	.000	0	0	0	0.6	0	0	0	0	0	0	0	0	1.1
at New Mexico	01/29/00	3	0	0	.000	0	0	.000	0	0	.000	0	0	0	0.5	0	0	0	0	0	0	0	0	1.0
at San Diego State	02/03/00	4	0	0	.000	0	0	.000	0	0	.000	0	0	0	0.5	0	0	1	1	0	0	0	0	0.9
New Mexico	02/17/00	4	0	0	.000	0	0	.000	0	0	.000	0	0	0	0.5	1	0	0	0	0	0	0	0	0.8
UNLV	02/19/00	2	0	0	.000	0	0	.000	0	0	.000	0	0	0	0.4	0	0	0	0	0	0	0	0	0.8
at Colorado State	02/24/00	7	2	2	1.000	0	0	.000	2	2	1.000	0	0	0	0.4	0	0	1	0	0	0	0	6	1.1
at Wyoming	02/26/00	9	0	1	.000	0	1	.000	0	0	.000	0	1	1	0.4	3	0	2	2	0	0	0	0	1.1
Air Force	03/02/00	3	0	0	.000	0	0	.000	2	4	.500	0	1	1	0.5	0	0	0	2	0	0	0	2	1.1
San Diego State	03/04/00	1	0	0	.000	0	0	.000	2	2	1.000	0	1	1	0.5	0	0	0	2	0	0	0	2	1.2
at UNLV (MWC Tournament)	03/11/00	11	1	3	.333	0	1	.000	0	0	.000	0	0	0	0.5	0	0	0	0	0	0	1	2	1.2
Bowling Green (NIT)	03/15/00	5	0	1	.000	0	0	.000	3	4	.750	0	1	1	0.5	0	0	1	0	0	0	0	3	1.3
Southern Illinois (NIT)	03/20/00	3	2	2	1.000	0	0	.000	0	0	.000	0	0	0	0.5	0	0	0	0	0	0	1	4	1.4
Totals		1	90	8	15	.533	0	2	.000	14	18	.778	1	9	10	0.5	8	0	8	13	1	2	30	1.4

ROBERTS VS THE MOUNTAIN WEST CONFERENCE

TEAM	GP	GS	MIN	AVG	FG	FGA	PCT	3FG	FGA	PCT	FT	FTA	PCT	OFF	DEF	TOT	AVG	PF	FO	A	TO	BLK	STL	PTS	AVG
Air Force	4	0	18	4.5	1	2	.500	0	0	.000	6	10	.600	1	3	4	1.0	2	0	0	3	0	1	8	2.0
Colorado St.	4	0	14	3.5	3	4	.750	0	0	.000	2	2	1.000	1	2	3	0.8	2	0	2	2	0	0	8	2.0
New Mexico	4	0	21	5.3	0	1	.000	0	0	.000	3	4	.750	1	2	3	0.8	4	0	1	1	0	0	3	0.8
San Diego St.	3	0	5	1.7	0	0	.000	0	0	.000	1	1	1.000	0	1	1	0.3	0	0	1	3	0	0	2	0.7
UNLV	2	0	13	6.5	1	3	.333	0	1	.000	0	0	.000	0	0	0	0.0	0	0	0	0	0	1	2	1.0
Utah	1	0	6	6.0	0	1	.000	0	1	.000	0	0	.000	0	1	1	1.0	0	0	0	1	0	0	0	0.0
Wyoming	3	1	12	4.0	0	2	.000	0	1	.000	1	2	.500	1	1	2	0.7	6	0	2	3	0	0	1	0.3
Totals	21	1	89	4.2	5	13	.385	0	3	.000	13	19	.684	4	10	14	0.7	14	1	6	13	0	2	24	1.1

ROBERTS IN THE CONFERENCE TOURNAMENT

YEAR	GP	GS	MIN	AVG	FG	FGA	PCT	3FG	FGA	PCT	FT	FTA	PCT	OFF	DEF	TOT	AVG	PF	FO	A	TO	BLK	STL	PTS	AVG
2000	1	0	11	11.0	1	3	.333	0	1	.000	0	0	.000	0	0	0	0.0	0	0	0	0	0	1	2	2.0
2003	1	0	2	2.0	0	0	.000	0	0	.000	1	2	.500	0	0	0	0.0	0	0	0	0	0	0	1	1.0
Totals	2	0	13	6.5	1	3	.333	0	1	.000	1	2	.500	0	0	0	0.0	0	0	0	0	0	1	3	1.5

ROBERTS IN THE NIT TOURNAMENT

YEAR	GP	GS	MIN	AVG	FG	FGA	PCT	3FG	FGA	PCT	FT	FTA	PCT	OFF	DEF	TOT	AVG	PF	FO	A	TO	BLK	STL	PTS	AVG
2000	2	0	8	4.0	2	3	.667	0	0	.000	3	4	.750	0	1	1	0.5	0	0	1	0	0	1	7	3.5



A TOUR DOWN UNDER

COUGARS GET A HEADSTART ON SEASON BY PLAYING IN AUSTRALIA

Getting an early jump on the 2003-04 season, BYU took a summer tour to Australia from Aug. 9-21 to face professional teams in Sydney, Brisbane and Cairns.

All of the returning players were allowed to make the trip, including freshman guard Austin Ainge and freshman forward Garner Meads, who both completed red-shirt years last season. Newcomers Mike Hall and Mike Rose, along with returning missionary Derek Dawes, were not eligible for the trip.

The Cougars played six games in seven days but still managed time for site seeing at places like the Sydney Opera House, Taronga Zoo, Manly Beach and the Great Barrier Reef and participated in church firesides hosted by local members of the Church of Jesus Christ of Latter-day Saints.

GAME RECAPS

Hunter Pirates 97, BYU 80

Senior forward Mark Bigelow scored a game-high 21 points for BYU in the first game of the Cougars' summer tour of Australia. All 12 players saw significant minutes in the 97-80 loss to the Hunter Pirates of the National

Basketball League, Australia's top professional league. Bigelow had the most impressive outing, scoring 21 points in just 24 minutes. Rafael Araujo played a team-high 28 minutes and recorded a double-double with 13 points and 10 rebounds, while redshirt freshman point guard Austin Ainge and junior guard Marc Roberts added nine points each.

BYU 94, Canberra AIS 60

BYU had no trouble defeating the Canberra Australian Institute of Sport from the South East Australian Basketball League, winning the game 94-60. Mark Bigelow led the way for the Cougars scoring 15 points, pulling down five rebounds and dishing out two assists in 19 minutes. Marc Roberts added 12 points in 20 minutes while Luiz Lemes had 11 points in 14 minutes.

BYU 98, Brisbane Bullets 90

Led by Mark Bigelow's continued stellar play and strong performances from its post players, BYU pulled out an amazing 98-90 come-from-behind win over the Brisbane Bullets of the National Basketball League, Australia's top professional league. Kevin Woodberry



made two of his three steals in the third period and Rafael Araujo proved to be a handful down low, running the floor and contributing offensive rebounds to help BYU outscored Brisbane 28-14 in the third to trail by only four points entering the final quarter. The fourth quarter opened with Brisbane's Daniel Egan hitting a pair of baseline jumpers to widen the Bullets' margin, but some great shooting by Bigelow and strong play in the post garnered the victory for BYU and the vocal support of the several hundred Cougar fans in attendance. Bigelow led BYU in scoring for the third straight game, making 11-of-13 free throws on his way to 27 points. Araujo added 19 points, nine rebounds and three steals, while Jared Jensen contributed 13 points and nine rebounds and Dan Howard totaled a double-double with 11 points and a team-high 12 rebounds in only 12 minutes of play. Luiz Lemes and Terry Nashif each distributed a game-high five assists.

BYU 93, SEQ Invitational Black 91

BYU improved to 3-1 on its exhibition tour in Australia with its third straight win, edging SEQ Invitational Black 93-91. Close throughout, senior forward Mark Bigelow again led the Cougars in scoring with 17 points, sharing the honor with teammate Marc



Roberts. Bigelow also contributed eight rebounds while Roberts added two boards in his 22 minutes of action. Redshirt freshman Garner Meads, who started for the second straight game, tallied 15 points, 11 rebounds and a team-leading three steals in 25 minutes. Junior Jared Jensen started at center and pulled down a game-high 12 rebounds to go with six points. Junior point guard Terry Nashif got his first starting assignment on the trip and dished out a game-best nine assists, while senior guard Luiz Lemes had eight points, three rebounds and three assists playing a team-high 31 minutes in his second straight start.

Cairns Taipans 108, BYU 105

Despite an outstanding team effort and another big-time performance by Mark Bigelow, the BYU men's basketball team came out on the losing end of a hard-fought 108-105 battle against the Cairns Taipans of Australia's elite National Basketball League. A thrilling finish, the Taipans won on a three-pointer at the final buzzer after BYU guard Terry Nashif tied the game with a clutch try of his own just five seconds earlier. One thing that was apparent during BYU's tour of Australia is Bigelow's capable leadership. The 6-foot-7 senior forward led BYU in scoring again with a 28-point effort against Cairns. He shot 57 percent from the floor, including 4-of-5 three-pointers, and added four rebounds and four assists in 33 minutes. Senior center Rafael Araujo had his best game of the trip, missing only once from the floor in nine attempts on his way to 23 points. He added 10 rebounds in his 25 minutes before fouling out.

BYU 111, Kuyam Pride 84

BYU closed out its tour with a 111-84 win over the Kuyam Pride of the Australian Basketball Association. The Cougars compiled a 4-2 record on the trip, playing

six games in seven nights. In the finale, BYU coach Steve Cleveland gave senior Mark Bigelow some deserved time off. Cleveland played his leading scorer just two minutes before taking him out for the rest of the game. Entering the game with a 21.6 scoring average, Bigelow did not attempt a shot in the finale. Senior center Rafael Araujo (11 points in six minutes) and senior forward Jake Shoff (three rebounds in seven minutes) were effective but also spent the majority of the game watching from the bench. Austin Ainge was one beneficiary, playing a team-high 30 minutes and getting his first start. Hitting a team-best four treys, the 6-foot-2 point guard took advantage of his time on the floor. He and fellow redshirt freshman Garner Meads each scored 17 points and shared team-high rebounding honors with eight.



AUSTRALIAN TOUR INDIVIDUAL STATISTICS

##	PLAYER	GP	GS	MIN	AVG	TOTAL			3-PTS			REBOUNDS			PF	FO	A	TO	BLK	STL	PTS	AVG				
						FG	FGA	PCT	3FG	3FGA	3PCT	FT	FTA	PCT									OFF	DEF	TOT	
03	BIGELOW, Mark	6	6	137.9	22.9	33	75	.440	11	27	.407	31	39	.795	4	20	24	4.0	12	0	10	19	1	6	108	18.0
*(excluding final game)		5	5	136.4	27.3	33	75	.440	11	27	.407	31	39	.795	4	20	24	4.8	11	0	10	18	1	5	108	21.6
55	ARAUJO, Rafael	6	4	121.1	20.2	32	63	.508	1	3	.333	23	31	.741	13	33	46	7.7	24	2	2	18	2	11	84	14.0
41	MEADS, Garner	6	2	111.4	18.6	22	52	.423	0	0	.000	12	18	.667	12	24	36	6.0	18	0	2	10	3	6	56	9.3
12	ROBERTS, Marc	6	1	120.9	20.1	17	36	.472	5	11	.455	12	19	.632	5	9	14	2.3	10	0	3	5	0	6	51	8.5
24	WOODBERRY, Kevin	6	4	138.6	23.1	16	37	.432	6	14	.429	9	13	.692	4	12	16	2.7	16	0	11	12	3	11	47	7.8
40	HOWARD, Dan	6	1	78.8	13.1	16	22	.727	0	0	.000	15	19	.789	11	22	33	5.5	17	0	4	4	1	0	47	7.8
52	JENSEN, Jared	6	5	128.5	21.4	18	40	.450	0	0	.000	6	11	.545	16	24	40	6.7	19	1	3	7	2	2	42	7.0
13	AINGE, Austin	6	1	101.6	16.9	15	38	.395	6	22	.273	5	9	.556	2	15	17	2.8	7	0	6	15	0	3	41	6.8
04	LEMES, Luiz	6	3	141.4	23.6	17	45	.378	2	7	.286	4	5	.800	6	10	16	2.7	13	1	15	9	0	4	40	6.7
05	SHOFF, Jake	6	0	91.6	15.3	11	32	.344	0	2	.000	5	12	.417	14	13	27	4.5	20	0	1	8	1	5	27	4.5
14	BOWER, Ricky	5	2	97.0	19.4	7	23	.304	4	13	.308	4	4	1.000	0	7	7	1.4	8	0	14	9	0	3	22	4.4
10	NASHIF, Terry	6	1	117.1	19.5	6	20	.300	4	9	.444	0	0	.000	2	5	7	1.2	8	0	26	6	0	2	16	2.7
TM TEAM													11	21	32	5.3										
TOTAL		6				210	483	.435	39	108	.361	126	180	.700	100	215	315	52.5	172	4	97	122	13	59	581	96.8
OPPONENTS		6				172	436	.384	52	158	.329	134	198	.677	82	199	281	46.8	158	3	86	143	24	32	527	87.8

* Bigelow started and played just over a minute in the final game before being taken out and did not play the remainder of the game




COUGAR COACHING STAFF



STEVE CLEVELAND

2003 MWC COACH OF THE YEAR • BYU HEAD COACH (SEVENTH SEASON)



Steve Cleveland enters his seventh year at the helm of the Cougars in 2003-04. During his tenure at BYU, Cleveland has proven to be a first-rate recruiter, an excellent coach and player developer, and above all, a winner.

He was honored as the MWC Coach of the Year in 2002-03, as voted by the league's coaches and media members, after guiding BYU to a share of the MWC regular season title and a 23-9 record. He has guided BYU to four straight postseason appearances and three 20-win seasons in the last four years. Only two other BYU coaches have ever achieved more 20-win seasons.

In 2002, Cleveland coached BYU to a win over No. 13 Stanford and advanced to the second round of the NIT before losing at eventual champion Memphis despite having lost four starters and six of his top seven players from the prior season. In 2001, Cleveland guided BYU to its first NCAA tournament bid since 1995, its first conference regular season title since 1993 and its first conference tournament championship since 1992. While rebuilding a program that finished 1-25 before his arrival, he has posted records of 9-21, 12-16, 22-11, 24-9, 18-12 and 23-9. The 1999-2000, 2000-2001 and 2002-03 seasons all rank among of the school's best years ever in terms of wins. In fact, since BYU's first season in 1903, only five BYU teams have ever recorded more wins than the 24-9 team in 2000-01.

Cleveland has brought the magic of the Marriott Center back in Provo. BYU averaged 14,468 fans in 2002-03, including the largest crowd (22,702) since 1992. BYU had the nation's largest percentage increase in attendance in 2003. The Cougars owned the nation's longest homecourt victory streak for much of the 2002 and 2003 seasons until it finally ended at 44 games. BYU has won 49 of its last 50 games at home, including back-to-back unbeaten seasons of 15-0 and 16-0 in 2001 and 2002.

Cleveland's teams have traditionally been prepared to play their best at the end of the season. BYU went 5-2 in March in 2002-03 and earned its second conference regular season title and NCAA bid in the last three years. BYU has been to the postseason four straight years. In 2001-02 BYU won in the first round of the NIT before losing at eventual NIT champion Memphis. In 2000-01, BYU won five straight games on the road to secure a share of the MWC regular season title and earn the automatic NCAA bid by claiming the MWC Tournament in Las Vegas. The Cougars won six of their last eight games the prior season, including two MWC tournament wins and two NIT victories. In Cleveland's first year, BYU completed a rare sweep of New Mexico and UTEP on the road to earn a WAC tournament berth. The road sweep of New Mexico and UTEP was the first for BYU since 1990-91 and the 83-62 upset of No.15-ranked New Mexico in the Pit ended the Lobos' 41-game home winning streak. In Cleveland's second season the Cougars had a blowout win over UTEP before a 90-74 conference tournament upset victory over TCU to achieve BYU's first conference tournament win since 1994.

Cleveland's teams have advanced to the finals of the MWC tournament in two of the four seasons the event has been played, winning the title in 2001.

As a recruiter, Cleveland has made a similar impact on BYU's program. Cleveland's recruits have proven they are not only committed to Cleveland's vision but also are the kind of players to help make that vision a reality in Provo. Cleveland and his staff have been able to attract top talent from Utah and beyond.

Cleveland has a string of top conference newcomers. Six players have earned conference newcomer honors in Cleveland's six years as the Cougar coach, including four who have been singled out as either the conference newcomer or freshman of the year. He would have added his seventh newcomer award if you consider the MWC did not have the award in 2002-03, but JC transfer Rafael Araujo was named the Newcomer of the Year by the conference media members in a poll conducted by the Las Vegas Review-Journal.

- *Rafael Araujo (2002-2003 Newcomer of the Year by MWC media poll)*
- *Jared Jensen (2001-2002 MWC Co-Freshman of the Year)*
- *Trent Whiting (2000-2001 MWC Newcomer Team, 2nd Team All-MWC)*
- *Terrell Lyday (1999-2000 MWC Newcomer of the Year, All-Tournament Team)*
- *Mark Bigelow (1998-99 WAC Freshman of the Year, Newcomer Team, 2nd Team All-WAC)*
- *Mekell Wesley (1997-98 WAC Newcomer Team)*
- *Ron Selleaze (1997-98 WAC Newcomer of the Year, Newcomer Team, 2nd Team All-WAC)*

In October 2001, Cleveland signed a multi-year contract extension with BYU. Before taking the helm with the Cougars on March 11, 1997, Cleveland compiled a 157-77 record at Fresno City College in Fresno, Calif. Cleveland was named coach of the year two times while at FCC and led the Rams to post-season playoffs in each of his seven seasons in Fresno. Cleveland coached 10 years at Fresno's Clovis West High School, compiling a 180-70 record.

BYU head coach Steve Cleveland was named MWC Coach of the Year in 2003. At 23-9 last year, BYU achieved its fourth straight postseason tournament invitation and third 20-win season in the last four years. Only eight BYU teams have ever achieved more victories in a season than last year's team. It was Cleveland's third 20-win season in the last four years, including a 24-9 record in 2001. The only BYU coaches to have more 20 win seasons are Stan Watts (7) and Roger Reid (6). Cleveland joins Frank Arnold and Ladell Anderson with three 20-win seasons.

PLAYING CAREER

Cleveland played college basketball at UC Irvine and was the Anteaters' MVP and leading scorer his senior season in 1975-76. Prior to attending UC Irvine, Cleveland was Fresno City College's Most Outstanding Player in 1973-74. Cleveland received a B.A. degree in social science from UC Irvine in 1976, and received a Master's in education administration from Fresno Pacific in 1979.


PERSONAL

Cleveland, 50, was born in the Los Angeles area and spent most of his life in Fresno, Calif. He served a full-time mission for the Church of Jesus Christ of Latter-day Saints to England from 1971-73. Cleveland was the first head basketball or football coach at BYU to have served a church mission. Cleveland and his wife Kip have three children: sons Casey (25) and Skyler (22) and daughter Katie (13).



CLEVELAND'S BYU COACHING RECORD

Year	W	L	Pct.	Conf.	Conf. Tourney	NCAA/NIT
2002-2003	23	9	.719	11-3(t-1st MWC)	1-1	0-1 NCAA
2001-2002	18	12	.600	7-7 (T-4th MWC)	0-1	1-1 NIT
2000-2001	24	9	.727	10-4 (T-1st)	3-0	0-1 NCAA
1999-2000	22	11	.667	7-7 (sixth MWC)	2-1	2-1 NIT
1998-1999	12	16	.429	6-8 (fifth WAC)	1-1	
1997-1998	9	21	.300	4-10 (sixth WAC)	0-1	
Totals	108	78	.581	45-39 (.536)	7-5 (.583)	3-4 (.429)



CLEVELAND'S RECORD VS. OPPONENTS

	Overall	Home	Away	Neutral		Overall	Home	Away	Neutral
Air Force	8-3	6-0	1-3	1-0	Rice	2-0	1-0	0-0	1-0
Arizona	0-2	0-1	0-1	0-0	San Diego State	10-2	5-0	5-1	0-1
Arizona State	3-1	2-0	1-1	0-0	San Francisco	1-2	1-0	0-2	0-0
Auburn	0-1	0-0	0-1	0-0	San Jose State	1-1	1-0	0-1	0-0
Boise State	1-1	0-0	0-1	1-0	South Alabama	1-1	1-0	0-1	0-0
Bowling Green	1-0	1-0	0-0	0-0	South Carolina State	1-0	1-0	0-0	0-0
California	0-2	0-1	0-1	0-0	Southern Illinois	1-0	1-0	0-0	0-0
Cincinnati	0-1	0-0	0-0	0-1	Southern Utah	4-0	4-0	0-0	0-0
Connecticut	0-1	0-0	0-0	0-1	St. Bonaventure	1-0	0-0	0-0	1-0
Creighton	1-1	1-0	0-1	0-0	Stanford	1-0	0-0	0-0	1-0
CS Northridge	2-0	2-0	0-0	0-0	TCU	1-0	0-0	0-0	1-0
CS Riverside	1-0	1-0	0-0	0-0	Texas A&M (C.C.)	1-0	1-0	0-0	0-0
CS Santa Barbara	1-0	0-0	1-0	0-0	Texas El Paso	1-0	1-0	0-0	0-0
CSU	5-6	4-1	1-4	0-1	Texas Southern	1-0	1-0	0-0	0-0
Denver	2-0	1-0	1-0	0-0	Toledo	1-0	0-0	0-0	1-0
Elon College	1-0	1-0	0-0	0-0	Tulsa	1-1	0-1	1-0	0-0
Florida International	2-0	1-0	1-0	0-0	UC Irvine	2-1	2-0	0-1	0-0
Fort Lewis	1-0	1-0	0-0	0-0	UC Santa Barbara	2-1	2-0	0-1	0-0
Fresno State	0-2	0-1	0-1	0-0	Univ. of San Diego	2-0	1-0	1-0	0-0
Hawaii	2-1	1-0	1-1	0-0	UNLV	5-6	4-1	1-5	0-0
Idaho	2-0	2-0	0-0	0-0	USC	0-1	0-0	0-0	0-1
Idaho State	1-0	1-0	0-0	0-0	UTAH	3-13	2-5	0-7	1-1
Iowa State	0-1	0-0	0-0	1-0	Utah State	4-2	3-0	1-2	0-0
Kansas State	1-0	0-0	0-0	1-0	UTEP	1-2	0-1	1-1	0-0
Louisiana Tech	1-0	1-0	0-0	0-0	Virginia	0-1	0-0	0-0	0-1
Memphis	0-1	0-0	0-1	0-0	Washington	0-1	0-1	0-0	0-0
New Mexico	9-6	3-3	3-3	3-0	Washington State	0-2	0-1	0-1	0-0
Notre Dame	0-1	0-0	0-1	0-0	Weber State	4-2	3-0	1-2	0-0
Ohio State	1-0	0-0	0-0	1-0	Wofford	1-0	1-0	0-0	0-0
Oklahoma State	0-1	0-0	0-0	0-1	Wyoming	7-4	5-0	1-4	1-0
Oregon	0-2	0-1	0-1	0-0					
Penn State	0-1	0-1	0-0	0-0					
Pepperdine	2-1	2-0	0-1	0-0					

CLEVELAND CREATES SUCCESS

- **NON-CONFERENCE SUCCESS** – Cleveland has coached BYU to the Mountain West's best overall non-conference record at 46-17, a .730 winning percentage, in the league's four seasons. BYU is 33-0 vs. non-league foes at home – the MWC's only unbeaten team at home vs. non-league teams.
- **CONFERENCE SUCCESS** – Cleveland has the second-most Mountain West Conference wins of any MWC coach with 35. Wyoming's Steve McClain has 37. Cleveland has the most overall wins in the four years with 87, followed by McClain at 82. Cleveland's teams have earned a share of the MWC regular-season crown during two of the four seasons (2001, 2003) and have also advanced to the conference tournament finals twice, winning the title in 2001.
- **OVERALL SUCCESS** – No matter the circumstances, Cleveland has proven successful. He turned a BYU program that went 1-25 the season before his arrival into a conference champion in his fourth season. In 2002, Cleveland coached his team to the second round of the NIT despite having lost four starters, six of his top seven players and 75 percent of the point production from the year before. Last season, Cleveland was honored as the MWC Coach of the Year after guiding the Cougars to another regular-season title and NCAA Tournament berth. Cleveland has averaged more than 19 wins per season while totaling 445 victories in 23 seasons as a head coach at the high school, junior college and Division I levels.



Steve Cleveland
Brigham Young University

DAVE ROSE



ASSOCIATE HEAD COACH

SEVENTH SEASON

HOUSTON, 1983

David Rose serves as associate head coach and enters his seventh year working on Steve Cleveland's staff. He came to BYU along with Cleveland in the spring of 1997. Rose fulfills a variety of responsibilities under coach Cleveland and has played a significant role in the coaching staff's success on and off the court.

On the court, Rose is the defensive coordinator and works with the team's post players. He possesses a complete knowledge of the game and works hard in developing the team's defensive game plans. An outstanding teacher, he coaches defensive skill development and implements the defensive game plan during practices.

With Rose overseeing the defense, BYU has been the top defensive team in the Mountain West Conference. The Cougars have topped all MWC teams in three-point field goal percentage defense the past two seasons and ranked first in field goal percentage defense last year after a No. 2-rating in Rose's first year as defensive coordinator. BYU ranked among the top 35 teams in the nation in field goal percentage defense and scoring defense as the Cougars become the MWC's top team in scoring margin.

As the recruiting coordinator, he manages the staff's recruiting efforts. Each year the Cougars have brought in talented newcomers to contribute to and take advan-

tage of the BYU program. In his six years at BYU, Rose has recruited and helped coach seven Cougar recruits to conference newcomer honors, including five who have been singled out as either the conference newcomer or freshman of the year. This year's incoming class includes first-team NJCAA All-American Mike Hall and builds upon the top-rated (Street & Smith and Athlon) recruiting class in the Mountain West last year. The 2000 recruiting class was rated in the top 20 nationally.

Rose has also worked closely with scheduling. BYU has played many of the nation's top teams over the past several years, thanks in part to relationships Rose has developed with programs across the country.


Prior to coming to BYU, Rose was head coach at Dixie College in St. George, Utah. In seven years, his teams compiled a 167-57 record and won three conference championships. Rose coached three NJCAA All-Americans as well as Keon Clark, now with the Utah Jazz. He was selected SWAC Coach of the Year in 1993 by the league's coaches. Before assuming the head coaching position at Dixie, Rose served as an assistant coach at Dixie under Ken Wagner. He coached multiple sports at Millard and Pine View High Schools before joining the staff at Dixie.

PLAYING CAREER: Rose was a two-sport athlete at Dixie College before transferring to Houston, where he was a shooting guard and co-captain of the famous "Phi Slamma Jamma" team featuring Hakeem Olajuwon and Clyde Drexler. In 1983 his Houston team was ranked No. 1 nationally and finished second in the NCAA tournament. At Houston, Rose played in 1980-81, redshirted in 1981-82, and played his final year in 1982-83. At Dixie, Rose was first team all-league in both basketball and baseball. Rose was also the Region 18 batting champion hitting .421 as a center fielder. While playing basketball for Houston's Northbrook High School, he led the District 16AAAA in scoring, was selected first team all-district and All-Greater Houston, and was named team MVP.

PERSONAL: A native of Houston, Texas, Rose, 45, is married to the former Cheryl Lang and they have three children, Chanell, 22; Garrett, 19; and Taylor, 9. Chanell played forward on the BYU women's basketball team from 2000-2003 and is married to Brock Reichner, a guard on the basketball team at Salt Lake Community College. Garrett is serving a LDS Church mission in Little Rock, Arkansas. Rose served an LDS Church mission to Manchester, England, between his two years as a player at Dixie College.

CLEVELAND ON ROSE: "Dave has great coaching expertise, along with the ability to recruit throughout the country. He has done an outstanding job coordinating our defense and recruiting. Dave's leadership on and off the floor has been a great asset to our program. Dave is an insightful coach who has a total understanding of the game."

ANDY TOOLSON



ASSISTANT COACH

THIRD SEASON

BYU, 1990

CLEVELAND ON TOOLSON: *"Andy's extensive and diverse collegiate and professional experience are a great foundation in his development as a Division I coach and recruiter. I have great respect for Andy's work ethic and passion for the game. As a professional athlete, Andy was able to attain a real balance in his life and continues to be a great ambassador for BYU and the Church."*

Andy Toolson is in his third season as an assistant coach at BYU since joining Steve Cleveland's staff in May 2001. Toolson returned to coach at his alma-mater after an 11-year professional career in Europe and the NBA. His primary responsibilities on the coaching staff include recruiting, academics, offensive skill development and game preparation.

The former BYU star began his professional career as a rookie with the Utah Jazz during the 1990-91 season and played part of another season with the Jazz. Overseas he played in Italy, Greece and Spain. Toolson was twice been named to the ULEB All-Star team in Europe.

While at BYU the 6-foot-6 guard played three seasons for Ladell Anderson (1984-85, 1987-88, 1988-89) and one year for Roger Reid (1989-90). As a senior, Toolson became only the fifth Cougar to be named Academic All-American and also earned All-WAC Second Team honors averaging 18.3 points and helping BYU win the 1990 WAC title.

He played on two conference championship teams that advanced to the NCAA tournament, including the 1988 team that won 17 consecutive games and achieved a No. 2 national ranking. He is second in career three-pointers made (141), and still holds BYU records for most threes in a season (74) and best

single-game free throw percentage (14-14, 1.000). He ranks second for consecutive games with a three-pointer (16), third in career three-point percentage (.437) and 11th in career points scored (1,388).

A native of Twin Falls, Idaho, Toolson, 37, served a mission for the Church of Jesus Christ of Latter-day Saints to Concepcion, Chile from 1985-87. He earned a BA in International Relations from BYU in 1990 and an MA in Social Science from Syracuse in 1999. He is married to the former Holly Hill and they have five children.



JOHN WARDENBURG

John Wardenburg is in his third season at BYU since joining Steve Cleveland's staff in May 2001. Wardenburg came to BYU with 11 years of coaching experience at the high school and junior college levels. His primary responsibilities on the staff include defensive skill development, film coordinator, summer camp director and assisting coach Rose with defensive game plan preparation.


Wardenburg, 45, compiled a 105-62 record in seven years as a head coach at Payson High School (1988-93) and Pine View High School (1999-01) while guiding his teams to five league titles and seven state tournament berths. In those

seven years, his teams earned three fifth-place state tournament finishes, one third-place finish, and his 2001 Pine View team won the 3A Utah State Championship.

After Wardenburg's Payson teams claimed three league titles and posted a 76-43 overall record, he served as an assistant coach from 1993-97 at Dixie College, where he assisted current BYU Associate Head Coach Dave Rose and helped the Rebels to a 95-31 record and a national ranking as high as No. 2. Wardenburg left coaching for two years to become Dixie's Director of Athletics before taking the head-coaching job at Pine View. With

a 29-19 record in his two years at Pine View, Wardenburg won the league title both seasons, guided his teams to a third-place state finish and the state title and was named the 2000 3A Coach of the Year and the 2001 Championship Coach of the Year.

Born in Cedar Rapids, Iowa, Wardenburg was a four-sport athlete at Kiel High School in Kiel, Wis., where he was second-team all-state in football, played guard on the basketball team and participated in baseball and track. He served a mission for the Church of Jesus Christ of Latter-day Saints to The Netherlands from 1977-79 and earned a BA in Political Science from BYU in 1986 and an MA in Health, Physical Education and Recreation from Utah State in 1992. He is married to the former Pam Guthrie and they have four sons.



ASSISTANT COACH

THIRD SEASON
BYU, 1986

CLEVELAND ON WARDENBURG: *"John has a great understanding of the game and has the respect of high school coaches throughout the state. I had known John for more than 10 years when I hired him and I always loved the intensity his teams displayed at the defensive end of the court. The one attribute I respect most about John is that he is a great teacher of the game."*





WALTER ROESE
DIRECTOR OF BASKETBALL OPERATIONS

Walter Roese enters his first season as BYU Director of Basketball Operations in 2003-04. A 1994 Cum Laude graduate in International Business Administration from BYU-Hawaii, Roese earned an MBA at BYU in 2003.

A native of Novo Hamburgo in southern Brazil, Roese played professionally in Brazil and Italy after graduating from BYU-Hawaii. He still holds the Brazilian professional league record with 23 assists in a single game. He has represented the Brazilian National Team and professional clubs at four World Cup tournaments and several international championships in Europe, Asia and South and North America. In 1986, he was Brazil's top-rated junior player. He continues today to excel as a player. In August, Roese hit a three-quarter-court shot at the buzzer to give Brazil a one-point victory over Russia in the championship game (ages 35-40) of the Masters World Basketball Championships in Orlando, Fla.

In college, Roese attended the University of Houston, West Texas A&M and BYU-Hawaii while playing at the Division I, Division II and NAIA levels. He was the MVP of the Lone Star Conference in 1992 while playing at West Texas A&M and was an NAIA Scholar Athletic All-American at BYU-Hawaii. He served as a volunteer director of athletic marketing and assistant basketball coach at BYU-Hawaii from 2000-2001 before attending the Marriott School of Management at BYU to obtain his MBA degree.

Roese comes from an athletic family that has seen six members participate at the Olympic level in basketball, volleyball and tennis. Fluent in English, Spanish and Portuguese, Roese and his wife Monique are the parents of two children: Leonardo (9) and Agatha (6).



ZEFFIE NELSON
BASKETBALL OFFICE SECRETARY

Zeffie Nelson joined the basketball staff in 1998 as the Office Secretary. Her responsibilities range from managing the office functions to administrative and recruiting support. She attended BYU and UVSC and has a secretarial background as well as in business administration. Zeffie says coming to work in the basketball office

is a real pleasure and that athletics is second nature to her because of being married to a former coach. Zeffie was raised in Centerville, Utah, and married her High School sweetheart the late David G. Nelson IV from Bountiful, a former UVSC baseball coach and BYU baseball player. A longtime Orem resident, Zeffie has six children: David G V (Jodi), Kimberlee, Mattie Weatherly (John), Breck, Kamron, Mac and five grandchildren (three girls and two boys). Having worked most of her life, she enjoys a variety of responsibilities and challenges. She loves following her children, who are very involved in athletics.



ROBERT RAMOS
BASKETBALL TRAINER

Robert Ramos is in his second year working on the BYU athletic training staff. He returns to his alma mater where he earned his undergraduate (1995) and graduate degrees in athletic training (1998). He received his EMT license in the summer of 2001. He is assigned to work with men's basketball, baseball, and football. Ramos is a

native of Willits, Calif. After graduating, Ramos interned with the San Francisco 49ers before starting his first job at the Utah Spine Center. In 1996, he returned to BYU to study as a graduate assistant. Upon graduation, Ramos worked for Physical & Sports Therapy Services in Orem before being hired as the head athletic trainer for Utah Valley State College in 1999, where he oversaw the treatment of athletes from all 13 sports. He also worked as a trainer with the 2002 Olympic medical staff at the Peaks Arena in Provo. He served a mission to Mexico for The Church of Jesus Christ of Latter-day Saints and is currently serving as Bishop of the Rivergrove Third Ward. Ramos and his wife Jennifer have four children: Chelsey, Taryn, Drayton and Brock. They currently reside in Provo, Utah.



DENNIS FISHER
EQUIPMENT MANAGER

Dennis Fisher joined the BYU staff in 1996 and is a native of Chico, Calif. He spent 22 years in the U.S. Air Force as an air surveillance officer and special forces combat rescue. He received a bachelor's degree in sports science and is currently working on masters in sports psychology. He also serves as the head

coach of BYU's raquetball team (extramural). Married Mary McLaughlin and they have seven children.



CHAD BUNN
VIDEO COORDINATOR

A native of Richmond Utah, Bunn has served as video coordinator since 1989 after receiving a B.A. in Communications from BYU that same year. Bunn is a founding member of the Collegiate Sports Video Association (CSVA) and has served two terms as its president. Bunn currently serves as the Mountain West

Conference representative to the CSVA. In 2002 Bunn received the CSVA's highest honor, the Bob Matey Video Coordinator of the year award. In 2003 Bunn received this same award for the Mountain West Conference. From 1993 until the present, Bunn has served as Video Coordinator For both the Western Athletic Conference and now the Mountain West Conference at it's Annual post season tournament, providing game tape to every school participating in tournament. Bunn currently serves as president of the board of trustees for Intermountain Specialized Abuse and Treatment Centers, a non-profit organization that provides treatment to abused children. Bunn is also active in his local Kiwanis club. From 1982-1984 Bunn severed a Mission in Miami Florida for The church Of Jesus Christ of Latter Day Saints. Bunn is married to the former Lorie Petersen, they have two daughter, Elisha and McKella.



BRIAN SANTIAGO
ASSOCIATE ATHLETIC DIRECTOR
INTERNAL OPERATIONS

Brian Santiago enters his second year as Associate Athletic Director for Internal Operations. He currently handles all administrative game management for football and basketball and administers the baseball, men's volleyball and men's golf programs. Prior to this position, he handled basketball operations for

four years as Steve Cleveland's assistant. A graduate of Provo High in 1988, he was part of the 1987 state championship team and was named all-state twice in basketball and once in baseball. After high school, he played at Utah Valley State College where he was all-conference and all-region in basketball and baseball. He then went on to play for Fresno State from 1992-1994 where he was named Academic All-WAC twice. He led the WAC in assists and three-point shooting percentage - finishing second in the nation on the three-point arc at 50 percent. Santiago spent three years playing professionally for the Arecibo Capitanes of the Puerto Rican Superior league, and was named to the pre-selection Olympic team for Puerto Rico. His brothers, Kevin and Mark, played basketball for BYU. Santiago earned his B.S. in business administration from Fresno State in 1995, and then received his MBA from BYU's Marriott School of Management in August 2001. Santiago served a Church mission in the Dominican Republic, Santiago mission. He is married to Kimberly Blackburn. They have three sons, McKay (7), Colson (5) and Jaxon (1).



BRETT PYNE
BASKETBALL MEDIA RELATIONS

Brett Pyne joined BYU in 1998 as an assistant director in the athletic media relations office. He is in charge of media relations for men's basketball, women's volleyball, gymnastics and swimming and diving. He has won numerous citations for his part in helping produce the BYU women's volleyball and men's basketball media guides. He has also served

as an adjunct faculty member at BYU. Previously, Pyne was director of communications for the American Junior Golf Association in Atlanta from 1993-97 and manager of corporate communications at Nu Skin Enterprises in Provo from 1997-98. An Orem native, he earned his Bachelor's degree from BYU in 1992 with a double major in communications and Italian. He is married to Jan Bingham, and they have three children.



E.J. CAFFARO
STUDENT ATHLETE ACADEMIC
CENTER DIRECTOR

As the director of the Student Athlete Center, Caffaro directs the activities of the Student Athlete Center, which includes providing support and resources for student-athletes to be successful in their academic and athletic pursuits, personal and career development, and

transition into the university system. He acts as advisor to Cougar Council (SAAC) Student Athlete Advisory Council, the voice of the student athletes. Prior to coming to BYU, Caffaro was an assistant football coach and the offensive and defensive coordinator at Ricks College (now BYU-Idaho) in Rexburg, Idaho, from 1991 to 2001. He was also an assistant basketball coach for the Vikings. Before his stint at Ricks, Caffaro was a member of the football coaching staff at Snow College, in Ephraim, Utah, where he was an assistant coach and defensive coordinator from 1986 to 1991. Caffaro holds a master's degree in physical education (emphasis in athletic administration) from Idaho State University (1994) and a bachelor's degree, also in physical education, from Brigham Young University (1984). In addition to his coaching duties, Caffaro has taught classes in Intermediate Algebra and College Algebra at both Ricks College and BYU. He and his wife, the former Shari Quale, live in Orem with their four children.



JAY OMER
HEAD STRENGTH &
CONDITIONING COACH

As the head strength and conditioning coach, Omer is responsible for implementing and directing team weight training and conditioning programs for each of the University's 21 intercollegiate sports. In 1997, Omer was honored by the National Strength and Conditioning

Association as the Strength and Conditioning Professional of the Year for the Atlantic Coast Conference. He previously served as Director of Strength and Conditioning Georgia Tech from 1993-2001, Washington State from 1990-1993 and at East Carolina University from 1987-90. Omer also worked as an assistant strength coach at Tulane University from 1985-87 and as a graduate assistant at Auburn University from 1984-85. From 1976-84, Omer was the head football coach and athletic director for the Duchesne School District in Duchesne, Utah. He earned a Master's degree from Auburn in 1985, in education with an emphasis in exercise physiology and strength training. Omer and his wife Vicki, have four children; Nissa (25), Keely (24), Joe (22) and Travis (15).



RACHEL LOVEJOY
ASSISTANT BASKETBALL
SECRETARY



KENNY SARGENT
STUDENT ASSISTANT TRAINER



SPENCER MACK
GRAD. ASSISTANT TRAINER



ABRAHAM SHEFFIELD
MANAGER



SKYLER CLEVELAND
MANAGER



CASEY CLEVELAND
MANAGER

MISSION STATEMENT


BYU Basketball is a program founded on commitments between players and coaches. It is a philosophy which will provide a quality basketball experience for players, students, and fans.


BYU BASKETBALL IS COMMITTED:

- To supporting the academic and athletic needs and goals of the student athlete.
- To demonstrating those values that will develop the personal character and integrity of the student athlete.
- To providing an environment that contributes to sincere personal relationships between player(s) and coach(es).
- To pursuing diversity and excellence in recruiting the top student athletes in the world who share the values of Brigham Young University.
- To encouraging a partnership that includes former players, the student body, alumni, fans, media, faculty, staff and administration.
- To providing a quality and up-tempo style of play which will be fun and exciting for the students and fans.
- To maintaining the great tradition of academic and athletic excellence.

WHAT ARE WE DOING?


1. Staff: Experienced, passionate, energetic, committed, great chemistry, players' coaches.
2. Partnership: Former players, current players and families, students, fans, alumni, administration, faculty, media, and High School/Junior College coaches.
3. Environment: Player-coach relationship, a program of commitments.
4. Skill Development: Commitment to player development.
5. Recruiting: Diversity and excellence, top players in the world.
6. Style of Play: Exciting, entertaining, successful.
7. Public Relations: Coach Cleveland's commitment to the media, the community, and the church.
8. Upgraded Schedule: Tournaments like the 2002 Paradise Jam, 2003 Cable Car Classic and 2004 Maui Invitational; 15 games in 2003-04 against postseason teams, including ACC, Big 12, Pac-10; tough Mountain West Conference; national exposure on ESPN networks, including 15 games available live nationally in 2003-04.
9. Current Challenge: After rebuilding the program, we've created expectations. Now our challenge is to continue to win conference championships and earn NCAA Tournament berths.






BRIGHAM YOUNG UNIVERSITY






WORLDWIDE, WORLD-CLASS UNIVERSITY

Welcome to Brigham Young University, where more than 30,000 students gather from more than 130 countries and all 50 states. The university is internationally known for its multicultural and academically minded student body, world-class teaching, wide-ranging foreign language programs, talented performing arts ensembles, outstanding sports programs, beautiful mountain location and devotion to combining solid scholarship with the principles of the restored gospel of Jesus Christ. BYU has an additional 2,800 part-time and 1,000 evening students, as well as 2,400 students enrolling at BYU-Hawaii and 10,000 others attending BYU-Idaho. Founded in 1875, BYU is the largest privately owned, church-sponsored university in the United States.



**“EDUCATION IS THE POWER
TO THINK CLEARLY, THE
POWER TO ACT WELL IN THE
WORLD’S WORK, AND THE
POWER TO APPRECIATE LIFE.”**




— BRIGHAM YOUNG



EXCELLENT LEARNING ENVIRONMENT

The 2002 National Survey of Student Engagement places BYU in the 93rd percentile for its level of academic challenge, also ranking it in the 99th percentile in providing a supportive campus environment – one that fosters active and collaborative learning. It’s no surprise that our graduates leave BYU with the skills and desire to make meaningful contributions all across the globe. Furthering their education in a highly supportive environment, an impressive number of undergraduates have the chance to become involved in research that enhances their course work. The BYU experience ensures that students are well prepared to pursue advanced degrees, enjoying strong acceptance rates into leading graduate programs. BYU graduates are also highly recruited among top employers.

BRIGHAM YOUNG
UNIVERSITY



EXCEPTIONAL ACADEMICS

BYU ranks among the top 20 in National Merit scholars enrolled; among the nation's leaders in National Science Foundation fellowships (and fellows who go on to earn science and engineering doctorates); third among accounting programs; fourth in the number of Advanced Placement examination scores; and among the top 10 percent in nursing programs. BYU students garner distinction as Fullbright scholars, Mellon fellows, and Barry M. Goldwater scholars. The University consistently achieves national recognition. U.S. News & World Report ranks BYU's law and business schools among the top 50 in the United States.

QUALITY PROFESSIONAL PREPARATION

A strong curriculum delivered by outstanding faculty is key to the academic excellence of BYU graduates. From business management to nursing, from the humanities to engineering, the University's 11 colleges—supported by comprehensive offerings from Religious Education—continue to be internationally recognized for the quality of their education and the professional preparation they provide. In addition to the challenging course work and hands-on research, numerous programs offer academic and service outreach opportunities. Study-abroad centers, distance-learning courses, and worldwide performing-arts tours are a few of the offerings that enrich BYU's academic experience.

A BEAUTIFUL CAMPUS SETTING

BYU is located 45 miles south of Salt Lake City in Provo, Utah, a city of more than 110,000 situated 4,500 feet above sea level. The campus sits at the western base of the Wasatch Mountains, part of the Rocky Mountain Range. Surrounded by mountains, Provo is at the heart of Utah Valley with a combined population of more than 377,000. Utah Valley is framed by the 23-mile-long Utah Lake on the west and 11,750-foot Mount Timpanogos on the east.

“THE ROLE OF ATHLETICS AT BYU IS VITAL IN THE OVERALL SUCCESS OF THE UNIVERSITY. BYU IS COMMITTED TO DEVELOPING STUDENT-ATHLETES ACADEMICALLY, ATHLETICALLY AND SPIRITUALLY AND WE STRIVE TO COMPETE AT THE HIGHEST LEVEL BOTH IN THE CLASSROOM AND ON THE PLAYING FIELD.”

— MERRILL J. BATEMAN, FORMER BYU PRESIDENT (1996-2003)



OUTSTANDING STUDENT BODY


BYU students arrive with superb preparation. The entering class has an average high school GPA of 3.76 (on a 4.0 scale) and an average ACT score that ranks in the 89th percentile nationally. The university consistently places in the top 20 for enrollment of National Merit Scholars. In addition to their academic excellence, students bring and share high values and ideals. Students come to BYU from all 50 states and more than 130 countries, bringing many international cultures and experiences to the campus.

Nearly half of these scholars have lived outside the United States, and three-fourths are fluent in at least two languages. The variety of cultures and backgrounds, coupled with an institutional commitment to the gospel of Jesus Christ, adds to an already rich academic experience that challenges the mind while feeding the spirit.

INTERNATIONAL CENTER OF LEARNING



BYU has been selected as a Center for International Business Education Research (CIBER), a program designated to promote the competitiveness of United States business through an integrated international curriculum, faculty and student international research and outreach programs. BYU's David M. Kennedy Center for International Studies provides support to colleges and departments in pursuing their international interests.

According to the Institute of International Education, BYU sends more students on study abroad programs than any university in the nation, with more than 1,900 students participating in one or more of the 50 BYU Study Abroad and International Internship programs available.



DISTINGUISHED FACULTY

Faculty members hold advanced degrees from universities around the world. Their achievements are compelling and broad-ranging as they pursue consequential research—work that is making a real difference. Alleviating hunger worldwide through more efficient agriculture, finding low-pollution energy alternatives, and making significant contributions to the strengthening of families are among their many pursuits. Faculty members are regularly called upon to head national and international professional organizations and to consult with corporate and governmental entities. Above all, these high-principled men and women share an unmatched devotion to bringing the best possible education to their students.



BRIGHAM YOUNG
UNIVERSITY

NATIONAL RANKINGS AND RECOGNITION

U.S. News and World Report gave BYU high marks in several categories in its 2002 "America's Best Colleges" issue, ranking BYU in the second tier in the category of "Best National Universities," 30th in the "Great Schools at Great Prices" among national universities with doctoral programs and among the top 10 with the least student-incurred debt.

In U.S. News and World Report's "Best Graduate Schools" issue, BYU's Marriott School of Management ranked 29th in the nation, while in the "America's Best Colleges" issue the School's business program ranked 38th. In The Wall Street Journal's 2003 ranking of top business schools worldwide, BYU's business school moved from 38th to 26th. When U. S. News and World Report ranked national graduate programs in March 2002, the J. Reuben Clark Law School was ranked 37th among the top 50 law schools in the nation.



BYU College of Nursing graduates are consistently among the top 10 percent in the country with student pass rate in the National Council Licensure Examination to become registered nurses, according to the NCLEX Report. Six BYU students were recently awarded scholarship money by the National Science Foundation. According to NSF, BYU ranks 29th out of more than 2,000 universities in the number of graduate students who go on to receive science and engineering doctorates.

TECHNOLOGICAL ADVANTAGE: BYU'S "WIRED" CAMPUS


Ranked among the top 50 of Yahoo! Internet Life's "America's Most Wired Colleges," BYU has 100 percent of its dorms and 60 percent of its classrooms wired for the Internet. BYU students have access to a wide range of technology products, services and support through the use of on-campus Ethernet connections and Technology Enhanced Classrooms (TEC Rooms). The law and business schools require students to own laptops. Prospective and current students have access to electronic application for admission, on-line transcripts, registration, and course schedules. BYU's supercomputing facility houses four supercomputers with a total of 460 processors, 456 gigabytes of memory and 22 terabytes of hard disk storage space. About 90 faculty members and 250 students using the supercomputers can process in days what would have previously taken a year. Funded by the university and donors, BYU's supercomputers are available at no cost to students and faculty members campus wide for projects such as 3-D visualization, molecular modeling, linguistics modeling, satellite visualization and medical imaging. The university also has a million-dollar virtual reality theater to enhance the output of much of the work done on supercomputers.

HONOR CODE

BYU exists to provide a university education in an atmosphere consistent with the principles of the Church of Jesus Christ. This environment is preserved through adherence to a code of conduct called the Honor Code that reflects those ideals. Initiated by students in 1949, the Honor Code emphasizes being honest, living a chaste and virtuous life, abstaining from alcohol and tobacco, using clean language and other values encompassed in the doctrines of the Church. The code is supplemented by additional guidelines on dress, grooming and housing. Students and faculty are attracted by the opportunity to study and work among those who share their faith and standards. In a survey of BYU alumni, 74 percent cited their desire to "obtain a spiritual, religiously based education" as a very important or extremely important factor in their decision to attend BYU.




For the latest information about BYU, visit <http://www.byu.edu/about/factfile/>



BYU'S DISTINGUISHED ALUMNI



JAYNE CLAYSON




MIKE WEIR



DANNY AINGE



VIA SIKAHEMA



WALLY JOYNER

From Super Bowl Champions to PGA Pros and from national broadcasters to political leaders, Brigham Young University is the alma mater of many outstanding men and women. The BYU experience ensures that students are well prepared for outstanding success after graduation. Whether in academics, business, medicine, law, government, entertainment or athletics, BYU is a proven launching pad for your future dreams.

Danny Ainge ('92): Former NBA basketball player and Phoenix Suns head coach; current executive director of basketball operations for the NBA's Boston Celtics.

Ezra Taft Benson ('27): President of the LDS Church from 1985-1994; U.S. Secretary of Agriculture under President Dwight D. Eisenhower.

Brian Billick ('76): Current head coach of the NFL's Baltimore Ravens, 2001 Super Bowl Champions.

Don Bluth ('67): Director, producer, animator of feature films.

Paul D. Boyer ('39): Nobel Prize in Chemistry, 1997.

M. Anthony Burns ('63): Former CEO and President of Ryder Systems and member of the board of directors for The Black & Decker Corporation, J.C. Penney Company, Inc., J.P. Morgan Chase & Co., and Pfizer Inc.

Orson Scott Card ('75): Author of science fiction stories, plays, and books.

Todd Christensen ('78): Former All-Pro tight end; current ESPN Announcer.

David Wayne Checketts (MBA, '81): Former president of Madison Square Gardens.

Jayne Clayson: Emmy award-winning co-anchor of the CBS Early Show.

Stephen R. Covey ('76): Heads Covey Leadership Foundation; author of "Seven Habits of Highly Effective People."

Ty Detmer ('92): 1990 Heisman Trophy winner and current NFL quarterback with the Detroit Lions.

Richard Dutcher ('88): Independent filmmaker, actor and director of such films as "God's Army" and "Brigham City."

Philo T. Farnsworth ('27): One of the fathers of television.

Harvey Fletcher ('07): Father of stereophonic sound.

James C. Fletcher ('44): Former president of the University of Utah; former chief of the National Aeronautics and Space Administration.

Frank Fredericks ('91): Two silver medals in the '92 and the '96 Olympics.

John H. Groberg: Author of "In the Eye of the Storm" (also known as "The Other Side of Heaven") and current member of the Quorum of the Seventy in the LDS Church.

Orrin G. Hatch ('59): U.S. Senator, Utah.

Sharlene Wells-Hawkes ('88): 1985 Miss America.

Chad Lewis ('96): NFL All-Pro tight end for the Philadelphia Eagles.

Tiffany Lott-Hogan ('98): World Record holder in the 55-meter Hurdles

Jeffrey R. Holland ('66): Former president of BYU; current member of the Quorum of the Twelve Apostles of the LDS Church.

Wally Joyner ('82): Former Major League Baseball player, most recently with the Anaheim Angels.

Rex E. Lee ('60): Former Solicitor General of the United States, former president of BYU. Keith Merrill ('67): Academy Award-winning film maker.

Ryan Millar ('99): Three-time first-team All-American Volleyball player and current member of the U.S. National Team.

Johnny Miller ('69): Legendary professional golfer and television golf analyst.

Dale Murphy ('82): Former Atlanta Braves baseball player; two-time MLB MVP.

Dallin H. Oaks ('54): Former Utah Supreme Court Justice; former chair of PBS and president of BYU; a member of the Quorum of the Twelve Apostles of the LDS Church.

Andy Reid ('80): Current head coach of the NFL's Philadelphia Eagles.

Mitt Romney: Founder of Bain Capital and President of the 2002 Salt Lake Olympic Organizing Committee; governor of Massachusetts.

David A. Sawyer ('68): Major General in the Air Force; director for Operational Plans and Interoperability in the Pentagon.

Via Sihakema ('85): Sports anchor/reporter for Philadelphia NBC10 (WCAU); Former Two-time All-Pro and NFL veteran

Alexander George Sutherland ('83): Associate Justice, U.S. Supreme Court.

Kevin Towers: General Manager of Major League Baseball's San Diego Padres.

Mike Weir ('92): 2003 Master's Champion and among the top current money winners on the PGA Tour.

Steve Young ('84; JD, '95): Two-time NFL MVP with the San Francisco 49ers and future Hall of Famer and current television NFL analyst.



ANDY REID



STEVE YOUNG



FRANK FREDERICKS



MITT ROMNEY



BRIAN BILLICK

Photo Courtesy of Provo Daily Herald; Dan Lund

MISSIONARIES

BYU is owned and operated by the Church of Jesus Christ of Latter-day Saints. The missionary emphasis of The Church of Jesus Christ of Latter-day Saints is perhaps one of its most recognized characteristics. The program follows the biblical pattern of sending out missionaries two by two.

Currently, approximately 61,000 Latter-day Saints are serving proselytizing missions around the world. Approximately 75 percent of the Church's proselytizing missionaries are young men between the ages of 19 and 26. Yet substantial numbers of single women (18 percent) and older couples (7 percent) also serve proselytizing missions. These missionaries serve for two years

(men) or 18 months (women and couples), teaching the restored gospel and its ordinances and engaging in community service.

The missionaries or their families donate money to the Church equal to the average cost of a missionary's expenses. After their missions, missionaries return to schooling, vocations or family.

CHURCH BELIEFS

The Church of Jesus Christ of Latter-day Saints was officially organized on April 6, 1830 with six members. Today, congregations of the Church are found in more than 160 nations and territories. With more than 11 mil-

lion members, it is one of the fastest growing religions in the world and one of the largest Christian churches in the United States.

The Church of Jesus Christ of Latter-day Saints is Christian but is neither Catholic nor Protestant. Rather, it is a restoration of the original church established by Jesus Christ.

The Book of Mormon: Another Testament of Jesus Christ is regarded as divinely inspired scripture, as is the Holy Bible. Both volumes are used by Latter-day Saints side by side. For more information on the beliefs of the Church of Jesus Christ of Latter-day Saints, visit www.mormon.org.

BRIGHAM YOUNG UNIVERSITY MAJORS

BYU offers bachelor's degrees in 212 academic programs, master's degrees in 70, juris doctorates in one and doctorates in 20. BYU offers courses in 11 colleges: Biology and Agriculture; David O. McKay School of Education; Engineering and Technology; Family, Home and Social Sciences; Fine Arts and Communications; Health and Human Performance; Humanities; J. Reuben Clark Law School; Marriott School of Management; Nursing; and Physical and Mathematical Sciences.

BIOLOGY AND AGRICULTURE

Agronomy
Environmental Science
Animal Science
 Agribusiness Production
 Animal Biotechnology
 Science-Preveterinary Medicine
 Veterinary Technology
Biology
Biology Composite Teaching
Botany
Clinical Laboratory Science
Conservation Biology
Dietetics
Food Science
Horticulture
Microbiology
Molecular Biology
Neuroscience
Nutritional Science
Plant Genetics and Breeding
Range Science
 Production Agribusiness
 Rangeland Ecology
Wildlife and Range Resources
Zoology
 Human Biology

MCKAY SCHOOL OF EDUCATION

Audiology and Speech-Language Pathology
Early Childhood Education
Elementary Education
Teaching Physical Science
Teaching Social Science

ENGINEERING AND TECHNOLOGY

Chemical Engineering
Civil Engineering
Computer Engineering
Construction Management
Electrical Engineering
Electronics Engineering Technology
Facilities Management
Industrial Design
Manufacturing Engineering Technology
Mechanical Engineering
Technology Teacher Education

FAMILY, HOME, AND SOCIAL SCIENCES

Anthropology
 Archaeology, Sociocultural

Anthropology (Sociocultural double major)

Economics (BA)
Economics (BS)
Family History-Genealogy
Geographic Information Systems
Geography
 Environmental Studies
 Travel and Tourism Studies
Geography Teaching
History
History Teaching
Home and Family Life
Home Economics Education
International Politics
Marriage, Family, and Human Development
Planning and Resource Management
Political Science
Political Science Teaching
Psychology
Psychology Teaching
Social Work
Sociology
Sociology Teaching

FINE ARTS AND COMMUNICATIONS

Acting
Art (BFA)
Art Education K-12
Art History and Curatorial Studies
Communications
 Broadcast Journalism
 Communications Studies
 Marketing Communications
 Print Journalism
 Public Relations
Graphic Design
Illustration
Interior Design
Media Arts Studies
Music
Music Composition
Music Dance Theatre
Music Education
Performance
 Brass, Combined Piano and Organ, Jazz
 Studies, Organ, Percussion, Piano,
 String, Vocal, Woodwind
Photography
Theatre Arts Education
Theatre Arts Studies
Visual Arts

HEALTH AND HUMAN PERFORMANCE

Dance
Dance Education
Health Sciences
Health Education
Physical Education
 Athletic Training
 Exercise Science
 Fitness and Wellness Management
 Public School Teaching K-12
Recreation Management and Youth
Leadership
 Leisure Services Management
 Therapeutic Recreation
 Youth Leadership

HUMANITIES

Chinese
Chinese Teaching
Classical Studies
Comparative Literature
English
English Teaching
French
French Teaching
German
German Teaching
Humanities
 Art History, Classical Studies,
 Comparative Literature, English, Foreign
 Literature, History, Media Arts (Film),
 Music, Philosophy
Humanities Composite Teaching
 English, French, German, History,
 Japanese, Latin, Russian, Spanish
Italian
Japanese
Japanese Teaching
Korean
Latin Teaching
Linguistics
Philosophy
Portuguese
Russian
Russian Teaching
Spanish
Spanish Teaching
Spanish Translation

DAVID M. KENNEDY CENTER FOR

INTERNATIONAL STUDIES
American Studies
Asian Studies
European Studies
International Studies
Latin American Studies
Near Eastern Studies

MARRIOTT SCHOOL OF MANAGEMENT

Accounting
Management
 Entrepreneurship
 Finance
 General Business
 Human Resource Management
 Insurance, Risk Management and
 Financial Services
 International Finance
 International Marketing
 Management Information Systems
 Marketing
 Operations Management
 Public and Not-for-Profit
 Retailing

NURSING

Nursing

PHYSICAL AND MATHEMATICAL SCIENCES

Biochemistry
Chemistry (BA or BS)
Chemistry Education
Computer Science
Earth and Space Science Education
Engineering Geology
Geology
Mathematics
Mathematics Education
Physics
Physics, Applied
 Computer Science
 Selected Options
Physics-Astronomy
Physics Teaching
Statistics
 Actuarial Science, Biostatistics
 Information Systems, Quality Science
 Statistical Science



Student Athlete Center



Team Meeting Room



Student Athlete Nutrition Center



Athletic Conference Room

“BYU IS A PREMIER UNIVERSITY THAT NEEDS PREMIER FACILITIES. THIS COMPLEX IS ANOTHER COMPONENT IN MAINTAINING OUR NATIONAL SUCCESS IN BOTH ATHLETICS AND ACADEMICS.”

— Steve Young (BYU '83) NFL MVP 1992, 1994

In December 2003 BYU Athletics will move into its new home in BYU's new Student Athlete Center. Thanks to the tremendous fundraising efforts of the President's Leadership Council (PLC), this new complex will give BYU some of the best athletic facilities in the nation.

“We have known for a long time that in order to maintain and continue our athletic success, we must provide the very best resources and facilities for our student-athletes. BYU's new athletic complex will achieve that objective,” BYU's former President Merrill J. Bateman said.

Every detail was taken into consideration with this center. For example, the film room is built with a stadium seating structure, and the first two rows will have “extra-large” seats for larger athletes.

The weight room is two stories and has windows built all around to provide a view of the practice field. The locker room, patterned after the NFL's Philadelphia Eagles' is 75 yards long. There is a rehabilitation room, and three whirlpools will adorn the complex. There will be a special locker room for former BYU players who want to train in Provo during the off-season and a special office for NFL scouts. Speaking of the new restaurant in the Student Athlete Center, Legends, BYU Men's Athletics Director Val Hale said.

STUDENT ATHLETE CENTER QUICK FACTS

- SQUARE FOOTAGE:** 116,000 feet
- HIGHEST POINT OF ROOF:** 60 feet (outside)
- DEPTH OF BUILDING:** 160 feet
- WIDTH OF BUILDING:** 370 feet

FIRST FLOOR:

The first floor of the Student Athlete Center is 48,000 square feet and includes the following: athletic legacy hall, nutrition center, strength and conditioning complex, athletic training, lockers, and an issue room.

SECOND FLOOR:

The second floor is 28,000 square feet and includes coaches' offices, team meeting rooms, nutrition center (second level) and the second level of the strength and conditioning complex.

THIRD FLOOR:

The third floor is 25,000 square feet and includes the student-athlete academic center, Cougar Club offices, Varsity Club offices and athletic administrative offices.

“It will have the feel of a sports bar with lots of seating and plenty of huge plasma televisions,” said Hale. “It will be the new hangout in Provo, where fans can come and enjoy the restaurant,” Hale said.

The complex will include a three-story atrium that will house trophies, plaques and memorabilia from past BYU teams (Athletics Legacy Hall). BYU football video clips will also be displayed on a big screen in the Athletic Legacy Hall.

“This will be a place where fans can come remember the past,” Hale said.

“THIS NEW COMPLEX WILL GIVE US THE RESOURCES NECESSARY TO DEVELOP THE LEADERS OF TOMORROW. WE ARE COMMITTED TO PROVIDING OUR STUDENT-ATHLETES EVERY OPPORTUNITY TO ACHIEVE SUCCESS, BOTH IN THE CLASSROOM AND ON THE PLAYING FIELD.”


— Val Hale (BYU '81) BYU Men's Athletic Director



SMITH FIELDHOUSE (VOLLEYBALL)



MARRIOTT CENTER (BASKETBALL)



MILLER PARK (SOFTBALL/BASEBALL)


BYU boasts outstanding athletic facilities that provide the student-athlete with opportunities to develop and showcase their talents. BYU's athletic success has also fostered loyal fan support for all 21 of its athletic teams that have combined for nine NCAA championships and nearly 300 conference titles.



LAVELL EDWARDS STADIUM



SOUTH FIELD (SOCCER)



BYU INDOOR PRACTICE FACILITY



GYMNASTICS TRAINING COMPLEX




BYU SWIMMING COMPLEX



INDOOR TENNIS FACILITY



TRACK & FIELD COMPLEX



BYU has outscored its opponents 3,323-2,560 while achieving a 44-1 home record over the past three seasons. The Cougars average winning margin over that span is 15 points.

There is no place quite like it in college basketball. Over the past 32 years, the Marriott Center has been home to the thrills and cheers of BYU basketball. With a history full of game-winning shots, slam dunks and some of the nation's top attendance marks, the Marriott Center's 22,700 seats have allowed BYU fans to see plenty of excitement since the facility's opening game on December 3, 1971.

The Marriott Center is named for successful Utah businessman J. Willard Marriott and is the largest on-campus arena in the country behind Syracuse's Carrier Dome (33,000) and Tennessee's Thompson-Boling Arena (24,525).

The Cougars have a .767 winning percentage in the Marriott Center over its 32 years. BYU has gone 44-1 in the Marriott Center over the past three years, boasting the nation's longest home victory streak over parts of the past two seasons. Some great games have been played in the Marriott Center, including Danny Ainge and company's 19-point shellacking of No. 7 Utah in 1981 before the Cougars' run to the Elite Eight in the NCAA

Tournament. In 2002, BYU put on an incredible run to erase a 21-point second-half deficit and defeat Utah 63-61, helping preserve a perfect 16-0 home record.

The top three attendance games in the history of the Mountain West Conference have all been played in the Marriott Center. BYU has ranked in the top 25 nationally in paid attendance every year but one since the Marriott Center opened. The Cougars have led the nation three years, finished second four times and been among the top five attendance leaders 19 times over the past 32 years.

In 1972, 1977, 1979 and 1982, BYU hosted NCAA Regionals and also hosted the 1988 Western Athletic Conference Tournament in the Marriott Center.

In addition to the fans it draws for basketball, capacity crowds have filled the arena for devotionals, commencement exercises, concerts and pageants. As a sports venue, it has also accommodated tennis, wrestling and volleyball matches and gymnastics meets.

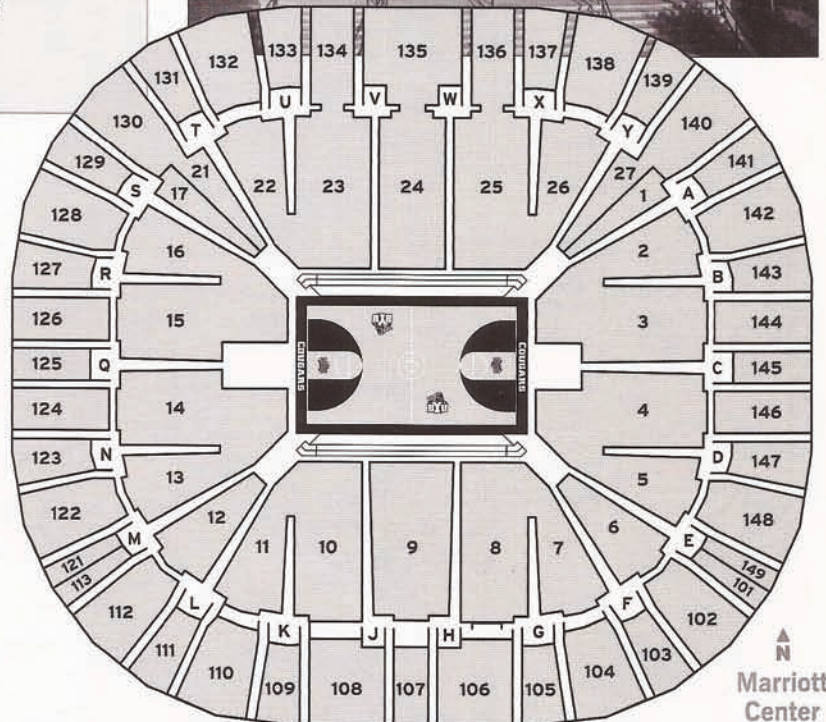



Since the Marriott Center opened 32 years ago, Cougar fans have watched BYU compile a 353-107 record, a .767 winning percentage. While winning its 26th conference title 2002-03, BYU achieved the nation's largest percentage increase in attendance.

MARRIOTT CENTER YEARLY ATTENDANCE

Year	Games	Home	Total	Avg.
02-03	14	13-1	202,556	14,468
01-02	16	16-0	213,952	13,372
00-01	15	15-0	235,575	15,705
99-00	16	14-2	247,120	15,445
98-99	14	9-5	194,810	13,915
97-98	14	4-10	170,901	12,207
96-97	14	1-13	236,523	16,895
95-96	15	11-4	269,730	17,961
94-95	14	14-0	263,730	18,838
93-94	16	14-2	301,995	18,875
92-93	14	13-1	286,596	20,471
91-92	15	14-1	264,869	17,658
90-91	16	10-6	279,660	17,479
89-90	15	15-0	286,779	19,119
88-89	15	10-5	272,235	18,149
87-88	18	16-2	363,602	20,200
86-87	14	10-4	265,140	18,939
85-86	16	12-4	265,158	16,572
84-85	14	9-5	213,628	15,259
83-84	15	14-1	321,714	21,448
82-83	15	9-6	304,137	20,276
81-82	16	11-5	339,586	21,224
80-81	13	13-0	292,580	22,505
79-80	14	12-2	300,713	21,479
78-79	14	14-0	277,020	19,787
77-78	13	9-4	223,216	17,171
76-77	12	6-6	174,588	14,632
75-76	12	7-5	168,136	14,011
74-75	15	9-6	185,940	12,396
73-74	10	6-4	162,510	16,251
72-73	14	11-3	263,523	18,283
71-72	12	12-0	261,815	21,818
Totals	461	353-107	7,909,729	17,158

• The above totals reflect paid attendance




The Marriott Center covers three acres and encloses eight million cubic feet. There are approximately 10,100 chair seats with the balance being bleacher seats. About 40 percent of the seats are below the concourse level. The distance around the concourse level is a quarter of a mile.

The roof, which is the size of two football fields placed side-by-side, is 10 stories high and has 50,000 bolts in it. The four-million pound roof was constructed first at ground level, then raised 38 feet.

"People are always remarking how new the Marriott Center looks compared to how old it is," said Special Events Director Larry Duffin.

There are seven locker rooms, a President's room, two reception rooms, a press and interview room, a team lounge, a weight room, a classroom and a training room.



MARRIOTT CENTER TOP CROWDS

ATTENDANCE	OPPONENT	DATE	BYU	OPP
23,106	Utah	Mar. 7, 1981	95	76
23,084	Utah	Jan. 12, 1980	89	72
23,042	Illinois	Nov. 30, 1979	76	86
23,037	Utah St.	Dec. 27, 1980	104	89
23,025	Air Force	Jan. 18, 1992	66	45
23,023	UCLA	Nov. 26, 1982	82	85
23,006	Utah	Feb. 17, 1979	76	50
22,998	UNM	Feb. 25, 1978	66	71
22,987	Utah	Feb. 3, 1974	89	73
22,985	CSU	Feb. 26, 1972	105	85
22,983	Wyoming	Jan. 24, 1981	84	70
22,977	La Salle	Dec. 29, 1987	95	82
22,953	CSU	Feb. 24, 1979	66	61
22,937	UTEP	Feb. 5, 1972	57	53
22,936	Utah	Mar. 5, 1983	62	64
22,929	Utah	Jan. 15, 1982	74	51
22,918	Utah St.	Jan. 7, 1978	85	84
22,893	Utah St.	Jan. 22, 1972	101	82
22,891	SDSU	Feb. 3, 1979	88	80
22,889	UNLV	Dec. 5, 1981	63	66
22,702	CSU	Mar. 8, 2003	67	55
22,580	Utah	Jan. 15, 2000	49	56

TOP NATIONAL COLLEGE ARENAS

1. Syracuse (N.Y.) Carrier Dome, 33,000
2. Tennessee Thompson-Boling Assembly Center, 24,525
3. Kentucky Rupp Arena, 23,000
4. BYU Marriott Center, 22,700
5. North Carolina Dean E. Smith Center, 21,572

TOP UTAH ARENAS

1. BYU Marriott Center, 22,700
2. Delta Center, 20,000
3. Utah Jon M. Huntsman Center, 15,000
4. Weber St. Dee Events Center, 12,000
5. Utah St. Spectrum, 10,270
6. The "E" Center, 10,207
7. Utah Valley St.-McKay Events Center, 8,000
8. Southern Utah State Centrum, 5,300
9. Dixie College Burns Arena, 5,200




BYU IN TOP-25 NCAA ATTENDANCE RANKINGS SINCE OPENING OF THE MARRIOTT CENTER

YEAR	RANKING	ATTENDANCE	YEAR	RANKING	ATTENDANCE
1972	1st	21,818	1993	3rd	21,185
1973	1st	18,579	1994	6th	18,875
1974	1st	16,251	1995	5th	18,838
1975	9th	12,563	1996	6th	17,961
1976	3rd	14,011	1997	7th	16,895
1977	4th	14,632	1998+ ^	--	12,207
1978	3rd	17,168	1999 ^	20th	13,915
1979	2nd	19,787	2000 ^	13th	15,445
1980	2nd	21,480	2001 ^	11th	15,705
1981	2nd	22,506	2002 ^	21st	13,372
1982	2nd	21,224	2003 ^	17th	14,468
1983	3rd	20,264			
1984	3rd	21,448			
1985	7th	15,259			
1986	5th	16,572			
1987	4th	18,939			
1988	5th	20,200			
1989	6th	18,149			
1990	5th	19,119			
1991	6th	17,479			
1992	5th	17,658			

Source NCAA (note: BYU did not report paid attendance from 1998-2002. Rankings for those years reflect where the Cougars would have been listed in the rankings.)


+ The 25th ranked school averaged 12,353

^ Unlike prior seasons when student tickets were sold, total paid student attendance is not reflected in average attendance because of All-Sport Card program.



BYU's nine NCAA team championships, 843 All-Americans, and 265 conference championships have created a tradition of excellence. The Cougars consistently rank among the nation's top 25 athletic

departments in the nation, according to the NACDA Director's Cup standings which measures the overall performance of athletic departments.



NACDA DIRECTOR'S CUP FINISHES

1996-97	16th
1997-98	18th
1998-99	12th
1999-00	18th
2000-01	17th
2001-02	23rd
2002-03	45th*

*Men's Volleyball's second-place NCAA finish not included

2002-2003 ATHLETIC PROWESS

SPORT	CONF. FINISH	NCAA FINISH
M-Basketball	1st	T-33rd
W-Basketball	2nd	T-33rd
M-Volleyball	1st	2nd
W-Volleyball	4th	NA
W-Soccer	1st	T-33rd
Baseball	3rd	NA
Football	7th	NA
Softball	3rd	NA
W-Cross Country	1st	1st
M-Cross Country	1st	16th
Gymnastics	—	20th
W-Track (indoor)	1st	13th
M-Track (indoor)	1st	27th
W-Track (outdoor)	2nd	15th
M-Track (outdoor)	1st	27th
M-Golf	2nd	47th
W-Golf	4th	57th
W-Swimming	1st	NA
M-Swimming	1st	22nd
M-Tennis	3rd	61st
W-Tennis	2nd	48th

BYU's women's cross country team has been simply dominating, winning the national championship in four out of the last six years (1997, 1999, 2001, 2002) and finishing second in 1998 and 2000.

While consistently placing among the nation's top teams, Brigham Young University has also captured nine NCAA championships.

NATIONAL CHAMPIONS

- Women's Cross Country—2002
- Women's Cross Country—2001



- Men's Volleyball—2001
- Women's Cross Country—1999
- Men's Volleyball—1999
- Women's Cross Country—1997

- Football—1984
- Men's Golf—1981
- Men's Track—1970




PRIDE OF THE MOUNTAIN WEST

In the four-year history of the MWC, the Cougars have won 45 of 76 conference championships—nearly 60 percent of all championships awarded by the conference. In 2000-2001, BYU won all but three conference championships (16 of 19). From 1962 to 1999, BYU dominated the Western Athletic Conference, winning more championships than any other WAC School. In fact, during the last three decades, the Cougars won 60 percent of the WAC Championships—more than all other conference competitors combined. Included in these team titles, BYU's baseball team won 22 division titles in 23 years and was ranked as high as No. 1 in 1983. In 2002-2003, eight BYU teams claimed MWC Championships and four teams claimed regular-season titles.




Kip Kangogo was the 2003 MWC Indoor Champion in the Mile and the 3,000-Meter Run, the 2003 MWC Indoor Track Outstanding Male Performer and 2002 MWC Cross Country Champion.



Travis Hansen led BYU to its second MWC basketball title in three years and its second NCAA appearance in three years as well. Hansen was drafted by the Atlanta Hawks in the 2003 NBA draft.



Sophomore Kassie Andersen turned in the third fastest women's steeplechase time in U.S. history (9:44.95), and eclipsed BYU's Michaela Manova's 2002 NCAA Meet record by a second to claim the national title.



BYU's men's volleyball team was a couple kills short of claiming its third national championship since 1999 as the Cougars fell in five games at the NCCA championship match in 2003.



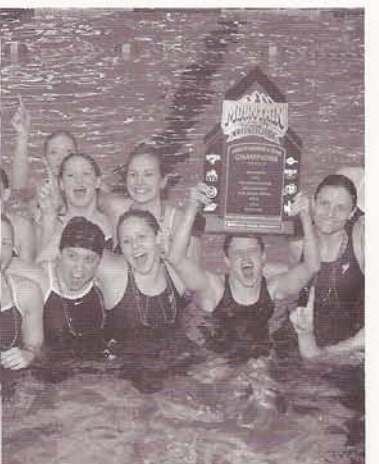
Since 1974 BYU football has claimed 22 conference championships and one national championship. Running back Rey Brathwaite and the Cougars have one of the richest winning traditions in college football.



The women's soccer team won its fourth straight conference championship, qualifying for the NCAA Tournament for the sixth consecutive season. 2001 MWC tournament MVP Lydia Ojuka returns to lead the Cougars in 2003.




BYU's women's basketball played in its fourth consecutive MWC Championship game and earned its second consecutive NCAA berth. In 2002, the Cougars advanced to the Sweet 16.




For the fourth consecutive year BYU's men's and women's swimming and diving teams earned MWC Championships while the men's team finished 22nd at the NCAA Championships in 2003.

SUCCESS: A COUGAR TRADITION

- 26 Conference Championships
- 81 winning seasons
- 20 NCAA Tournament Appearances
- Two NIT National Championships and Nine NIT appearances
- One "Elite Eight" NCAA appearance
- All-Time Record of 1450-931 (.609)
- Wooden and Eastman Award Winner
- Among Annual National Attendance Leaders
- National Television Exposure on ESPN Networks



UTAH VALLEY COMMUNITY: HOME OF COUGAR BASKETBALL



Utah's white splendor has been characterized as "The Greatest Snow On Earth." With an average annual snowfall of more than 42 feet, skiing and snowboarding at any of Utah's 14 resorts is truly a winter wonderland. Knee-deep powder and untracked snow are common characteristics of mountain resorts throughout Utah. The Wasatch Mountains provides a backdrop for Utah Valley with high peaks and rugged terrain that give bikers and hikers a taste of wildflower meadows, deep forests and snowcapped mountain peaks. Breathtaking vistas and spectacular views awaken the senses to nature's simple beauties.



A mountain biker's dream come true, Moab is paradise for fat-tire bikers. Just a three-hour drive from Provo, Moab is an old mining town that neighbors Arches National Park, one of six national parks and seven national monuments within a half-day drive from Provo. Ascending to higher elevations, clear mountain streams and rushing rivers wash through green landscapes and deep forests. The numerous canyons surrounding Utah Valley are full of mountain springs, lakes and waterfalls.

With a population over 377,000 people, Utah County offers all the conveniences of a major metropolitan community. Just 40 minutes south of Salt Lake City, host of the 2002 Winter Olympics, Provo also offers various recreational activities. Known for its incredible skiing and central location to 15 national parks and monuments, Utah County attracts visitors from around the world.

The Utah Valley metropolitan communities of Provo and Orem are home to a growing high-tech mecca, including the world headquarters for many computer and technology corporations. The Provo/Orem area boasts one of the highest standards of living in the country and has been rated by several experts as one of the top areas to

live in the United States. In a 2001 FBI report, the Provo/Orem metropolitan area had the second lowest violent crime rate in the nation. Utah Valley is an excellent educational environment with high-quality health care, a below average crime rate and rich cultural and recreational opportunities for its citizens. In fact, in May 2003 *Forbes* rated Provo as the sixth best city in the country for businesses and careers. The Utah Valley area has also been ranked among the top 20 places to live in the nation (according to *Money Magazine*) for the past five years. In September 1991, the magazine rated the area no. 1 on its list of the top 300 places in the nation to live. *Fortune* magazine also considers to be the "third high-tech cluster in the U.S."

The Sundance Institute located in Provo Canyon offers locals and visitors an opportunity to experience some of the region's artistic culture. Every year, some 20,000 people attend Robert Redford's Sundance Film Festival. Several films that premiered at the festival have been the recipients of Oscar, Emmy and International Film Festival awards. Sundance offers year-round activities that can be enjoyed by everyone, including its ski resort, summer outdoor theater, fine dining and shopping.

Utah Valley is a major gateway to six national parks, seven National Monuments, two National Recreational areas, six National Forests and 44 State Parks.



With the donations and support of more than 5,000 members nationwide, the Cougar Club has helped BYU build one of America's strongest collegiate athletic programs. Through its fund-raising and promotional mission, the Cougar Club is ensuring the future success of BYU Athletics.

Loyal Cougar Club members across America are building the foundation for BYU's future athletic victories. The changing nature of collegiate athletics means that to compete at the highest levels, BYU must raise more money every year. The costs associated with being one of the nation's elite programs continue to rise dramatically. With that challenge in mind, the support of Cougar Club and its members becomes an even more important key to the future growth of BYU Athletics.

"The BYU donors and fans make all the difference," says Cougar Club Executive Director Michael Middleton. "For our teams to continue to achieve national prominence, the Cougar Club needs to continue to grow."

MEMBER BENEFITS

There is a Cougar Club membership level for every fan who wants to help BYU continue to build a strong ath-

letic tradition. Individuals and businesses annually make tax-deductible Cougar Club contributions of between \$50 and \$1,000—based on their financial ability to give and the athletic benefits they want to receive. To acknowledge the generosity of club members, the athletic department makes a number of benefits available to club members, including priority seating, parking passes, and club events. However, the greatest benefit of membership is knowing that the Cougar Club is helping BYU Athletics continue to be one of the nation's top collegiate athletic programs.

FUNDING

Cougar Club donations are used for many vital projects, including:

- Funding the entire athletic program's recruiting expenses, helping BYU coaches to attract some of the world's premier athletes to Provo, Utah.
- Building new facilities including the Indoor Practice Facility, under construction, and the new Miller Baseball/Softball complex.
- Supporting the Student Athlete Academic Center and sponsoring academic tutoring for student athletes, providing laptop computers for the athletes to use when traveling, and sustaining an endowment that provides spring/summer and post-eligibility scholarships that assist current and former athletes to finish their degrees.

THE LEGACY PROGRAM

In 1997, Cougar Club introduced the Legacy Program to further ensure BYU's continued athletic success. The Legacy Program is designed to help club members structure their financial planning (appreciated securities, trusts, bequests, wills, life insurance, and other options) to

ANNUAL CONTRIBUTION DESIGNATIONS


YOUNG ALUMNI	\$50
COUGAR	\$100
BRONZE COUGAR	\$200
SILVER COUGAR	\$500
GOLDEN COUGAR	\$1,000
LEGACY	\$10,000 OR MORE

benefit BYU Athletics while maximizing flexibility and tax benefits for the donor. Additional athletic benefits are available through the Legacy Program for BYU donors who make present value Legacy gifts of \$10,000 or more during a period of three years or less.

EVENTS

The Cougar Club sponsors many programs and events that build athletic loyalty among Cougar fans, BYU alumni, and other friends of the university. The Cougar Club annually sponsors more than 30 events for the enjoyment of club members, including:

- BYU Athletic Hall of Fame
- BYU Annual Athletic Awards Banquet
- Academic Athlete Banquet
- "Meet the Football Team" Watermelon Bust
- Men's Basketball Varsity Preview
- Pre-game activities before each home football game, where club members get a preview of the upcoming event from former players, university administrators and members of the media while enjoying a delicious meal in the Cougar Room at LaVell Edwards Stadium
- Reception for Female Athletes
- Monthly luncheons with coaches and players
- Exciting athletic tours coordinated by the Cougar Club and the BYU Alumni Association
- Many other events in geographic areas with club chapters throughout the United States and Canada. Cougar Club chapters that hold their own events are currently organized in San Diego, Ventura, and Fresno, California; Albuquerque, New Mexico; Boise, Idaho, North Texas; Louisville, Kentucky, S.W. Washington; Las Vegas, Nevada; and Phoenix, Arizona; as well as in Salt Lake City and Utah County.
- Club Members and other BYU fans interested in starting a Cougar Chapter in their area should contact the Cougar Club Office. A charter chapter requires only 10 memberships in a localized area.



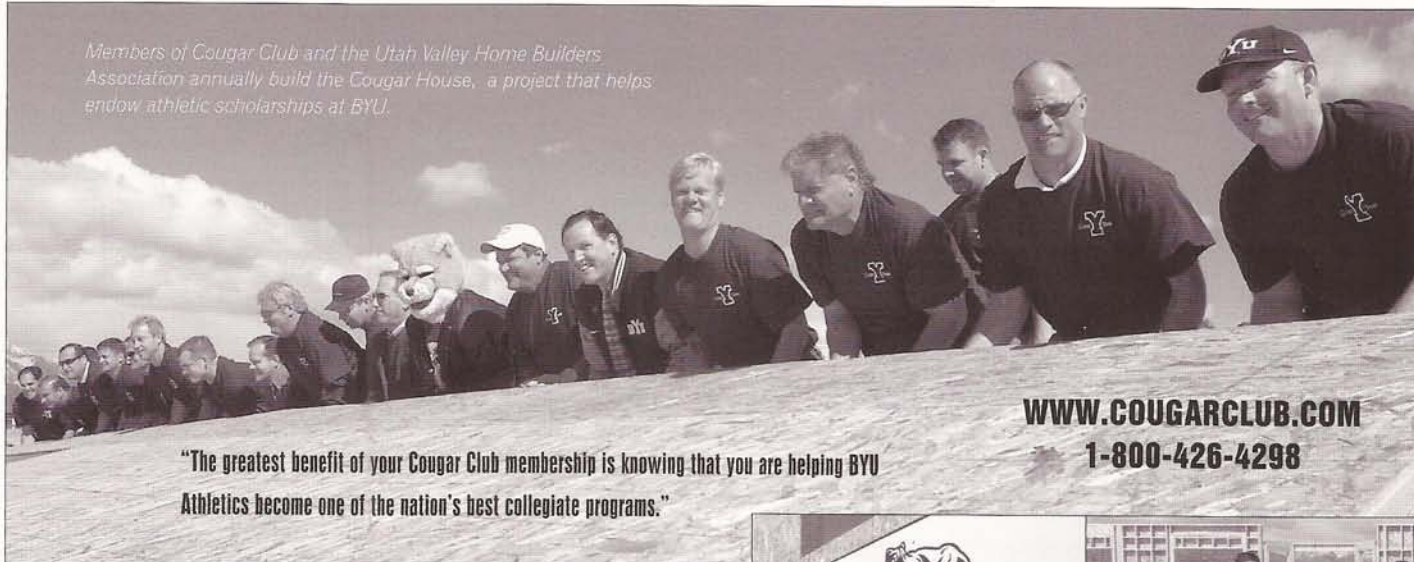
YOUR MEMBERSHIP IN COUGAR CLUB MAKES A DIFFERENCE IN THE QUALITY OF ATHLETICS AT BYU.

"FOR MORE THAN THREE DECADES, THE COUGAR CLUB HAS BEEN THE LIFE BLOOD OF BYU ATHLETICS. WE ARE GRATEFUL FOR ALL THE GENEROUS CONTRIBUTIONS OF OUR FANS."

— VAL HALE, BYU MEN'S ATHLETICS DIRECTOR

BRIGHAM YOUNG UNIVERSITY IS POISED TO ESTABLISH ITSELF AS A NATIONAL POWER IN ATHLETICS, BUT BYU CANNOT ACCOMPLISH THIS GOAL WITHOUT INCREASED SUPPORT FROM OUR FRIENDS AND ALUMNI. YOUR ASSISTANCE WILL HELP ALL OF OUR ATHLETIC PROGRAMS REACH THE TOP.

Members of Cougar Club and the Utah Valley Home Builders Association annually build the Cougar House, a project that helps endow athletic scholarships at BYU.



WWW.COUGARCLUB.COM
1-800-426-4298

"The greatest benefit of your Cougar Club membership is knowing that you are helping BYU Athletics become one of the nation's best collegiate programs."



TOM HOLMOE
Associate AD for Development

As Associate Athletics Director for Development, Holmoe oversees fund-raising efforts for BYU's athletic department. He supervises Cougar Club and the capital campaign for athletic facilities. He is also the department liaison with the LDS Foundation. A BYU graduate and former Cougar defensive back, Holmoe played seven years in the National Football League before completing a 12-year coaching career in college football and the NFL.



MIKE MIDDLETON
Asst. AD/Cougar Club Executive Director

Middleton was appointed Executive Director of the Cougar Club in June of 1998 after working for six years as the Club's assistant director and communications manager. He was appointed Assistant AD in 2001. Middleton has written scripts for Bonneville Communications' Music and the Spoken Word since 1994. He earned an M.A. in communications from BYU in 1996 after graduating summa cum laude with a B.A. He is married to former BYU All-American Laura Zaugg; the couple has three children—Katie, Lindsey, and Carter.



GREG VEHAR
Cougar Club Assistant Director

Greg Vehar joined the staff of the Cougar Club in 2001 as the Assistant Director. Vehar is a native of Orem, Utah, and graduated from BYU in 1993 with a B.S. degree in Communications. Before joining the Cougar Club Staff, Greg was the manager of a document production center for seven years. He served a LDS Spanish-speaking mission in Hartford, Connecticut. He is married to Gayle Eddington and has two daughters, Alisun and Megan.



COUGAR CLUB BENEFITS

- Seating Priority for all home sporting events and bowl games
- Tax deduction
- Parking Passes
- *Cougar Club Newsletter* and Athletic Publications
- Monthly luncheons with BYU coaches and athletes
- Annual Athletic Awards Banquet Invitation
- Club travel privileges and club events
- Annual "Meet the Team" football reception
- Discounts on exclusive BYU merchandise and commemorative memorabilia

REASONS TO SUPPORT BYU AS A COUGAR CLUB MEMBER

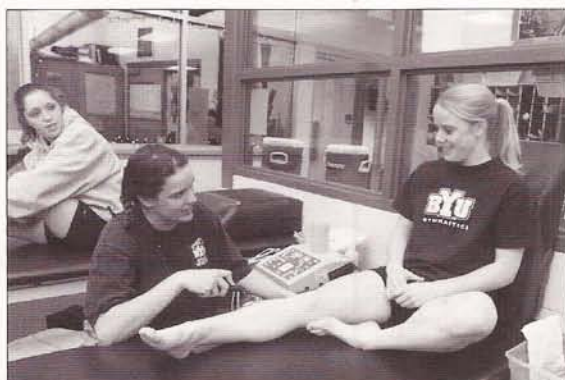
1. With costs increasing more rapidly than ticket revenue, additional support is necessary to maintain a full athletic agenda.
2. Vital Cougar Club funds help maintain a strong athletic department.
3. BYU's athletic success is dependent on its ability to recruit outstanding student athletes. Cougar Club provides the essential resources to bring recruits to campus for recruiting visits and to send coaches on the road for recruiting trips.
4. Club funds strengthen the women's athletic program, helping it to achieve equality with other established programs.
5. Club funds help to provide the best physical resources possible.
6. A strong athletic program provides opportunities for talented young people to develop their full potential.
7. A winning athletic program brings positive state and national recognition to Provo and enhances the local business climate and quality of life.

Become a member by contacting us at (801) 422-2583 or 1-800-426-4298, or by e-mail at cougarclub@byu.edu.


BYU'S OUTSTANDING ATHLETIC TRAINING PROGRAM



BYU's athletic training staff is responsible for the care of student-athletes from the time they arrive on campus, aiding in the prevention of injuries. When student-athletes do get injured, they are treated by one of the nation's most qualified athletic training staff. The staff includes certified athletic trainers, a sports physical therapist, a team physician, team orthopedic surgeons and a wide variety of other medical specialists. BYU athletic trainers are concerned with much more than just improvement in the weight room. They are committed to improving the athletes' overall fitness and health. Thanks to outstanding training facilities, BYU's athletic training staff has helped the Cougars win championship after championship.



BYU's well-structured strength and conditioning program is playing an increasingly vital role in the success of collegiate basketball programs. Success begins with training, and BYU is building a new state-of-the-art strength & conditioning center that will be completed in December 2003 in the BYU's new Student Athlete Center.



The primary goal of the BYU program is to keep athletes healthy and prepared for competition by reducing their susceptibility to injury. BYU's strength and conditioning staff has experienced excellent results through its computer analyzed combination of a strict weight and conditioning program, a carefully planned diet and sufficient rest.




As the head strength and conditioning coach, Jay Omer's wealth of experience and knowledge is helping shape BYU student-athletes into champions.

In early 2001 Omer came to BYU after spending eight years at Georgia Tech. Since that time he has revolutionized BYU's strength and condition program and helped student athletes reach higher.

As director of strength and conditioning, Omer is responsible for the development and implementation of training programs for athletes in all of BYU's 21 inter-collegiate sports. Conditioning encompasses all facets of physical performance. From speed and quickness, to cardiovascular endurance and brute strength, Omer creates programs designed to increase them all.

Training programs are sport-specific and position-spe-



"He's the most different kind of coach I've ever been around in my life. He gets you to do stuff. He never yells, he never berates you or is demeaning in any way. There's just a presence about him that gets you to do it. It's like he's a Vulcan or Yoda or something. You find yourself doing it, you find yourself pushing yourself and you don't know why. You don't want to disappoint him because it means something to you and your teammates."

— Jason Scukanec, former BYU football player


cific within each sport, allowing athletes to focus on what they need to succeed in their individual competitive endeavors.

"It's the most excited and committed I've seen my players in the weight room since I've been here," said Cougar basketball coach Steve Cleveland.

"He's loyal, he cares and he works very hard," said BYU head football coach Gary Crowton. "His only concern is to see the players improve themselves, see the team get to it's potential and see us win games. That's it."

Each game, each time down the court can be decided by who tires first. Week in and week out, players give and take a beating and are expected to come back for more of the same the next week. Less than a year after his arrival, Omer's subjects were seeing huge returns on their investment. Most players had increased their personal lifts 15-25 percent.

Not only does the conditioning program improve each player as an individual, but it also improves the team as a whole.



Working and sweating with each other in the weight room helps bring the players together. Seeing each person sacrifice and succeed in the off-season builds a camaraderie that carries over to the field as players work to make each other and the team better.

"He (Omer) has brought us a feeling of team chemistry, working out together and being accountable," said Teag Whiting, an former BYU football player. "There's nothing we're going to see on the football field this season that's any tougher or harder than we're facing in our workouts. It makes us close."

"I like to see kids work hard, make something of themselves and improve their abilities. That's the joy of this job. I'm also on the same page with coach Crowton. We believe a team can only be successful if it prepares well and has team chemistry. You can have a team of super stars, but I'd rather have a team of less talent that works hard, cares about each other, has team chemistry and will go to war because they believe in each other. That's what it's all about and that's what we're trying to get done here."

— Jay Omer,
BYU Head Strength & Conditioning Coach

The results BYU players have realized have come from dedication and sacrifice. It's a time-consuming and often painful process in which athletes push themselves to higher levels of performance, and Omer is there to watch over them the whole time.

Arriving at the gym before most people are out of bed and staying until long after most people have gone home for the night, Jay Omer takes those hopes very seriously. It's his job to make sure the players are strong enough to carry those hopes to one more victory, one more title, one more triumph.



JAY OMER
Head Strength & Conditioning Coach



JUSTIN MCCLURE
Assistant Strength & Conditioning Coach



MIKE DAUGHERTY
Assistant Strength & Conditioning Coach



TIFFANY HOGAN
Assistant Strength & Conditioning Coach

COUGAR FIGHT SONG

Penned in 1932 by Clyde D. Sandgren, "The Cougar Song" is the anthem of BYU sports. Sung after each touchdown and field goal at football games, its words can frequently be heard ringing out across Utah Valley on Saturday afternoons in the fall. Traditionally, fans remain seated through the verse and then stand, chant and shout through the chorus. Carried by 64,000 voices "The Cougar Song" can be an intimidating musical number to an opposing team as LaVell Edwards Stadium thunders to its tune.

Although written and composed in 1932, the song was not copyrighted and presented to the University until 1947. In addition to "The Cougar Song" Sandgren wrote and composed "The Old 'Y' Bell" which was sung at the dedication of the upper-campus bell tower that housed the Victory Bell before it was moved its current location outside the Marriott Center.

A 1937 graduate of BYU, Sandgren went on to obtain a law degree from St. John's University. He then became a partner of the New York law firm Burroughs and Brown until 1947 when he decided to return to his native Provo to establish his own law practice. Sandgren later served as general counsel and vice president of BYU. Although he passed away in 1989, Sandgren's memory lives on through the voices of Cougar fans across the nation.

The Cougar Song
By Clyde D. Sandgren, 1932

Rise all loyal Cougars and hurl your challenge to the foe.
You will fight, day or night, rain or snow.
Loyal, strong, and true
Wear the white and blue.
While we sing, get set to spring.
Come on Cougars it's up to you. Oh!

Rise and shout, the Cougars are out
along the trail to fame and glory.
Rise and shout, our cheers will ring out
As you unfold your victory story.

On we go, to vanquish the foe for Alma Mater's sons and daughters.
As we join in song, in praise of you, our faith is strong,
We'll raise our colors high in the blue,
And cheer our cougars of BYU.

THE VICTORY BELL

The original Y bell traveled across the plains with the early pioneers of the Church of Jesus Christ of Latter-day Saints and was used to call meetings among the saints and to announce any deaths in the community. Donated to the Brigham Young Academy in 1875, it was used to begin and dismiss classes until it was destroyed in a fire in 1884. The Academy went without a bell for the next 28 years, using instead a variety of instruments as a class bell.

Rung after each BYU victory, the bell was quieted in 1949 after a basketball win over rival Utah. Several overzealous students climbed the tower and vigorously beat upon the bell until it cracked. Repaired with a bronze patch in 1954 by Frank Hemingway, the bell was removed from the education building and mounted on a trailer so it could travel with BYU's teams to away games.

Its mobility proved its downfall as it was stolen in 1958 to be found six months later in a Springville field. The theft prompted the construction of a bell tower on BYU's upper-campus overlooking the Smith Fieldhouse.



Dedicated in 1959, the tower served well until 1973 when the bell fell while ringing in the dedication of the Marriott Center. The supporting yoke above the bell was broken and the bell shattered. The bell was soon repaired by Ray Mortenson of the BYU Maintenance shop using electric welding—miraculously maintaining its previous tone—and was remounted in the tower.

In 1978, the bell was moved to its current home on the southwest corner of the Marriott Center. The open arch tower was designed by BYU landscape architect Boyd Dawler and is made of the same cast stone as the exterior pillars of the Marriott Center. Although the old bell tower above the Smith Fieldhouse no longer stands, the massive steel I-beams that supported the tower have now been converted into the strongest park benches in the Intermountain West.

Over the years the ringing of the bell has come to represent honor, achievement and spirit, and has inspired several poems and songs from BYU faculty and alumni. Clyde D. Sandgren, who composed the Cougar Fight Song, penned a verse that was sung at the dedication of the upper-campus bell tower. As BYU victories have become more and more commonplace in recent decades, the ringing of the "Y bell" after each win has renamed it the "Victory Bell."



ACADEMIC EXCELLENCE AT BRIGHAM YOUNG UNIVERSITY



The toughest challenges any student-athlete will face while in college may not line up across from him in a different color jersey. Splitting their time between the classroom, the weight room, the training room and the field can make academic success a more difficult challenge than any they will face on the field.

The BYU student-athlete is not alone in his or her quest for academic excellence. As a team surrounds him in the field to help him reach another championship, a different team is in place to help him attain his academic goals.

E. J. Caffaro and his staff in the Student Athlete Center are in charge of monitoring players' success in the classroom and their progress toward graduation. The Student Athlete Center staff serve as mentors to the players and are active participants in their academic careers from the time they arrive. Caffaro, who coached football and basketball for the past 15 years at Snow College and Ricks College before coming to BYU, knows well the demands placed on student-athletes.

"We understand what the players are going through day to day

Working out of the student athlete center, Caffaro, Coach Chris Pella and an office assistant

"We talk schedules with the freshmen and try to get them in to certain classes to help get them acclimated to the workload," said Caffaro. "We want to emphasize good structure and support in their academics."

As mentors, they monitor players' progress from registration through finals. They have access to players' grades and, should signs of problems arise,

BYU's name resonates from east to west, thanks in no small part to the efforts of more than 600 student-athletes competing at the highest levels. This success, however, isn't limited to the field of play. During the 2000-2001 academic year, BYU student-athletes earned a cumulative grade point average of 2.95 and 17 were named Academic All-America. In 2003 BYU had a league high by having 173 student-athletes named Academic All-Mountain West out of the 905 honored by the conference.

they try to solve them before they become serious. Tutors are available through the Student Athlete Center at any time yet the athlete must take the initiative to arrange it. Should an athlete's GPA fall below 2.5, Caffaro and the other mentors will take a


more active role in that athlete's academics by placing the athlete on study table.

Once on the study table program, an athlete will be under a rigorous system of checks and balances to insure that they are getting their class work taken care of. Caffaro and the other mentors take it upon themselves to arrange tutors for athletes on study table and follow up with the tutors to make sure the work is getting done.

Each Monday morning, all study table athletes meet at 7 a.m. to plan their week, giving time for classes, workouts, team meetings and homework. It also requires athletes to attend study hall between four to six hours a week. In addition, runners are sent to classes to make sure the athletes are attending so they don't fall behind.

"Coach Caffaro sincerely cares about each of us and is willing to do anything to help us succeed," said BYU football player Jernaro Gilford.

The future will see BYU's student athletes reach new levels of success as work has begun on a new Student Athlete Center.



"Whatever we need to do academically, Coach Cleveland is on board. He doesn't just want his players to be eligible, he wants them to be making serious progress towards graduation.

— E.J. Caffaro, Student Athlete Center Director, Basketball Academic Coach

GRADUATES: Former Cougar football standouts Setema Gali Jr. (left) and Kalani Fafita Sitake (right).

STUDENT ATHLETE ACADEMIC CENTER (SAAC)

BYU student-athletes are seeking to excel academically, athletically, and are preparing for life after they graduate. The transition into university life can be challenging for any student. This is especially true for student-athletes who are expected to be good students and outstanding athletes. They are also under obligation to understand and comply with a variety of NCAA rules and regulations in order to be eligible to compete. The Student Athlete Academic Center was created to provide a place where student-athletes can receive support and resources as they pursue their goals.

TUTORING

Personal tutors are provided for athletes through the Student Athlete Academic Center with funds made available by the Cougar Club. Tutors are hired to tutor multiple subjects. To obtain a tutor, student-athletes may contact their academic advisor.


MENTORS

Mentors are available for any student-athlete through the Student Athlete Center. Incoming freshmen will be assigned a mentor for their first semester. Mentors are

available on a first-come first-serve basis. The computers are equipped with the basic word processing programs: Word, Excel, and PowerPoint. Internet is not accessible on these computers. Computers can be checked out before away games and should be checked in upon the athletes return.

NCAA CHAMPS/LIFE SKILLS

The BYU Athletics Department is an active participant in the NCAA CHAMPS/Life Skills Program. The services provided by the Student Athlete Center target each of the five commitments of the CHAMPS/Life Skills program.



One of the main priorities of the center is to assist student-athletes as they transition into the BYU culture and the world of college athletics. Student-athletes are assigned an academic advisor to help them register for classes and monitor their progress toward graduation. The advisor is the contact person for student-athletes who have academic or eligibility questions and concerns. The advisor also helps student-athletes make connections with other campus resources such as the Counseling and Career Center, Multicultural Student Services, University Accessibility Center, and College Advisement Centers.

ACADEMIC ADVISEMENT

The main focus of the Student Athlete Academic Center is to help student-athletes graduate on time. To achieve this goal, academic advisement is provided to all student-athletes. Advisors are available to help students-athletes register for classes, monitor athletic eligibility, secure tutorial help, and provide on-going support and encouragement. The academic advisors assist student-athletes by having them set weekly and semester goals, teaching them time management and academic success strategies, and helping them communicate effectively with their professors. Advisors also assist the coaching staff in monitoring the day-to-day progress of student-athletes who struggle academically.

most often fifth-year student-athletes or graduate students. Mentors provide time management help, study skills, test taking tips, help adjusting to college, etc. To obtain a mentor, see the academic advisor assigned to your team.

COMPUTER LABS AND LAPTOP COMPUTERS

The computer lab is located in the Student Athlete Academic Center and is an Access Point Lab available for all students. Athletes can utilize the computers for research and writing papers. E-mailing and surfing the Internet is not considered legitimate study hall time, but is permissible when not in study hall. Laptop computers are

COMMITMENT TO ACADEMIC EXCELLENCE


A primary goal of the Student Athlete Academic Center is to ensure that every student-athlete graduates with a bachelor's degree in their chosen field of study. To achieve this goal, the Center provides a team advisor as part of the comprehensive academic support program. Each athlete has regular visits with his/her team advisor who assists with registration and monitors progress toward graduation. Tutoring is also available for every student-athlete. The Student Athlete Academic Center is conveniently located in the George Albert Smith Fieldhouse and will be moving into the new Student Athlete Center upon its completion in November 2003.

COMMITMENT TO ATHLETIC EXCELLENCE

The Student Athlete Center employs a sport psychologist to provide performance enhancement interventions for BYU teams, coaches and student-athletes. These interventions include: increasing awareness for sport performance, goal-setting, arousal regulation through relaxation and energizing techniques, imagery training, confidence building through self-talk strategies, developing pre-competition plans, concentration (focusing) training and team-building interventions. The overall objective of these types of interventions is to assist individual student-athletes and athletic teams to perform at consistently high levels. Personal counseling is also available through the sport psychologist as needed.

SERVICES AVAILABLE IN THE STUDENT ATHLETE CENTER INCLUDE:

- Academic Advising
- Career Counseling and Testing
- Community Service Opportunities
- Computer Lab
- Group Study Sessions
- Laptop Computers
- Leadership Opportunities (Cougar Council)
- Mentoring
- Sport Psychology
- Study Facilities
- Tutoring



lege athletics into the world of work. These services are available through individual consultation, workshops, computer programs and University courses. Career exploration and career transition classes are highly recommended to all student-athletes. Internship and employment opportunities are also made available through the Career Network, which is made up of Varsity Club and Cougar Club members.



COMMITMENT TO SERVICE

A vital part of Brigham Young University's involvement in the CHAMPS/Life Skills program includes a commitment to service. The CHAMPS program supports the philosophy that all student-athletes have inherit talents that allow them to excel in athletics and in life. Athletes provide valuable role models and have many unique opportunities to serve their campus and surrounding communities. The Student Athlete Academic Center coordinates service opportunities networking with schools, churches, and community events. Many requests for service projects are received throughout the year. Student-athletes are expected to be involved in at least three hours of community service per semester. Student-athletes enjoy the opportunity to be involved in serving and find these opportunities fun and rewarding.

*For more information about the
BYU Student Athlete Academic Center, go to:
http://www.byucougars.com/student_athlete_center/*



COMMITMENT TO PERSONAL DEVELOPMENT

Student Athlete Academic Center personnel are also active in teaching classes designed to promote leadership, emotional well-being, personal growth and decision-making skills. Student-athletes are taught about some of the unique issues they face in the world of college athletics and how to thrive in the university setting and beyond.

COMMITMENT TO CAREER DEVELOPMENT

A career specialist is available to assist student-athletes with a variety of career issues. They receive help in choosing a major, building their resume, establishing a career network and preparing for their transition from col-

The BYU Student Athlete Academic Center recently received the prestigious Division IA CHAMPS Program of Excellence Award presented by the Division IA Athletic Directors' Association at its annual meetings on September 23 in Dallas.

The Program of Excellence Award, which began in 1997, is a lifetime award designed to recognize Division 1A athletic programs that have established student-athlete welfare as the cornerstone of its operating principles. BYU was one of just three universities to receive the award in 2002.

There are currently 117 Division I institutions that administer the NCAA CHAMPS/Life Skills program. Since its inception five years ago, just 27 schools have received the Program of Excellence Award.

**CHAMPS / LIFE SKILLS PROGRAM
COMMITMENT STATEMENTS**

COMMITMENT TO ACADEMIC EXCELLENCE

To support the academic progress of the student-athlete toward intellectual development and graduation.

COMMITMENT TO ATHLETIC EXCELLENCE

To build philosophical foundations for the development of athletic programs that are broad-based, equitable and dedicated to the well-being of the student-athlete.

COMMITMENT TO PERSONAL DEVELOPMENT

To support the development of a well-balanced lifestyle

for student-athletes, encouraging emotional well-being, personal growth and decision-making skills.

COMMITMENT TO CAREER DEVELOPMENT

To encourage the student-athlete to develop and pursue career and life goals.

COMMITMENT TO SERVICE

To engage the student-athlete in service to his/her campus and surrounding communities.

SAAC STAFF



E.J. CAFFARO
SAAC Director
Basketball Academic Coach
801.422.5305 (office)
801.372.4340 (fax)
Room 6A SFH
ej_caffaro@byu.edu



RON CHAMBERLAIN
Assistant Director
- Sports Psychologist
801.422.8018 (office)
801.372.4340 (fax)
Room 206D SFH
ron_chamberlain@byu.edu



SANDY THOMAS
Academic Advisor
Career/Employment Specialist
801.422.4841 (office)
801.372.4340 (fax)
Room 206B SFH
sandy_thomas@byu.edu



JIM HAMBLIN
Football Academic Coach
801.422.2027 (office)
Room 6C SFH
jim_hamblin@byu.edu



JIMMY BENALLY
Academic Advisor
Community Service Coordinator
801.422.4837 (office)
801.372.4340 (fax)
Room 6B SFH
jimmy_benally@byu.edu



JACLYN PRICE
SAAC Administrative
Assistant



KARILYN MCMAHAN
Assistant SAAC
Office Specialist



CECIL SAMUELSON

University President

Cecil O. Samuelson began his work as the 12th president of Brigham Young University on May 1, 2003.

Dr. Samuelson is a Salt Lake City native who has served at the University of Utah as professor of medicine, dean of the School of Medicine and vice president of health sciences. Prior to his call as a full-time

General Authority of The Church of Jesus Christ of Latter-day Saints, he was senior vice president of Intermountain Health Care. He holds a bachelor of science degree, a master's degree in educational psychology and a medical degree from the University of Utah.

He fulfilled his residency and held a fellowship in rheumatic and genetic diseases at Duke University Medical Center in Durham, North Carolina. He has received numerous scholastic honors and is the author or co-author of 48 original publications, eight books or chapters of books and 13 abstracts. He also has served as a director, officer, or member of several national medical and hospital organizations.

Dr. Samuelson was called in 1994 to serve the Church of Jesus Christ as a member of the First Quorum of the Seventy. At the time of his assignment to BYU, he was a member of the Presidency of the Seventy. He has served the Church also as a regional representative, stake president, stake high councilor, branch president and missionary. He has served as president of two areas of the Church, the Utah North Area and the Europe North Area.

He and his wife, Sharon Giauque Samuelson, have five children and three grandchildren. Formal investiture of President Samuelson is scheduled for September 9, 2003.

“THERE ARE MANY THINGS THAT WE THINK ARE IMPORTANT IN GETTING OUT THE MESSAGE OF BYU AND LETTING THE WORLD SEE WHAT IT IS WE DO HERE. ATHLETICS IS A VERY SIGNIFICANT PART OF THAT.”

**- PRESIDENT CECIL O. SAMUELSON
SALT LAKE TRIBUNE, JUNE 2003**

PAST BYU PRESIDENTS

Karl G. Maeser	1886-92	Christian Jensen	1949-51
Benjamin Cluff	1892-1903	Ernest L. Wilkinson	1951-71
George H. Brimhall	1904-1921	Dallin H. Oaks	1971-80
Franklin S. Harris	1921-39	Jeffrey R. Holland	1980-89
Christian Jensen	1939-40	Rex E. Lee	1989-96
Franklin S. Harris	1940-45	Merrill J. Bateman	1996-03
Haward S. McDonald	1945-49	Cecil Samuelson	2003-Pres.



K. FRED SKOUSEN

Advancement Vice President

Dr. K. Fred Skousen is in his fifth year as Advancement Vice President of Brigham Young University. Previously, he was Dean of the Marriott School of Management and Director of the School of Accountancy at BYU. He earned a Bachelor's degree from BYU and Master's and Ph.D. degrees from the University of Illinois.

Professor Skousen has been a consultant to the Financial Executive Research Foundation, the Controller General of the United States, the Federal Trade Commission and to several large companies. The summer of 1969, he was a Faculty Resident on the staff of the Securities and Exchange Commission in Washington, D.C. The summer of 1973, he was a Faculty Fellow with Price Waterhouse & Co., in Los Angeles. Dr. Skousen currently serves on the Board of Directors of several corporations.

Professor Skousen taught at the University of Illinois and the University of Minnesota prior to joining the faculty at BYU. Professor Skousen was appointed to a nine-member National Commission on Professional Accounting Education in 1982. Dr. Skousen held the J. Willard and Alice S. Marriott Chair of Management at BYU from 1989-1998.

Dr. Skousen is the author or co-author of more than 50 articles, research reports, and books, including: "An Introduction to the SEC," "Intermediate Accounting," "Accounting: Concepts and Applications," and "Financial Accounting." Fred and his wife, Julie, have five sons, one daughter and 20 grandchildren.




KEVIN J. WORTHEN

Faculty Representative

Kevin J. Worthen, Associate Dean and Professor of Law at the BYU J. Reuben Clark Law School also works behind the scenes for the Cougar Athletic Program. Worthen's duties include assisting with BYU's compliance with conference and NCAA rules and regulations.

Worthen has chaired the BYU Self-study Steering Committee for NCAA certification and the University Athletic Advisory Committee.

In 1978, he graduated with an associates degree from the College of Eastern Utah where he was valedictorian and Co-captain of the varsity basketball team, then graduated summa cum laude with a bachelor's degree in political science from BYU in 1979. Again, he graduated summa cum laude with his juris doctorate in 1982 from BYU. Worthen served as a law clerk for Judge Malcolm R. Wilkey of the U.S. Court of Appeals for the District of Columbia Circuit in 1982-83; and then for Justice Byron R. White of the U.S. Supreme Court in 1983-84. He joined the faculty at the BYU Law School in 1987, and, in 1994, was a Fulbright Scholar teaching at the University of Chile Law School. He served an LDS mission to Mexico. Worthen is married to the former Peggy Sealey, and they are the parents of two sons, Collin and Aaron, and a daughter, Kaylee.



VAL HALE
Director of Men's Athletics

In his fifth year as BYU's athletic director, Val Hale has overseen one of the most aggressive building and fund-raising efforts in the school's history. The most recent projects he has supervised are the long-awaited Indoor Practice Facility and the Student Athlete Academic Center (ready for occupancy later this fall), the new Club Seats at Edwards Stadium and an improved golf practice

facility at Riverside Country Club. Three years ago, BYU opened Miller Park, a showcase facility for the baseball and softball teams.

Prior to his appointment in 1999, Hale served 10 years as an associate athletic director for external affairs. He had the responsibility of overseeing the athletic media relations operation and promotional/marketing efforts.

Hale has been assistant director of BYU Development, where he supervised and managed fund-raising efforts in several clubs. He was promotions and publications coordinator for the Athletic Department from 1982-87.

Hale has been active in church and civic responsibilities. He recently completed a term as president of the Utah Chapter of the National Football Foundation and the College Hall of Fame, Inc., and was a founding board member of the Utah Tipoff Club. In addition, he serves on the executive committee of the Utah Sports Commission. Hale is chair of the NCAA men's golf committee.

Hale was an all-region football player and all-state track athlete at Orem (Utah) High School. He played one year of junior varsity football at BYU in 1975 before serving an LDS Church mission to Chile from 1976-78. Hale was a cum laude graduate at BYU in 1981. He received his M.A. degree from BYU in communications in 1987. He married the former Nancy Allred, and they have three children: Chris, Brandon and Rachel. Chris is a wide receiver on the BYU football team.



ELAINE MICHAELIS
Director of Women's Athletics

Elaine Michaelis enters her ninth year overseeing BYU's 11 women's intercollegiate sports as director of Women's Intercollegiate Athletics. Consistently ranked among the top 10 women's programs in the country, BYU's women's teams won four Mountain West Conference titles last year while four placed second and two finished third. Six teams advanced to NCAA play, with cross country achieving its fourth national championship in the last six years.

In May 2002, Michaelis retired as BYU's women's volleyball coach after 40 years at the helm. She retired as the all-time leader in victories among female coaches in collegiate volleyball at any level (887-225-5 record in 33 seasons since records were kept in 1969) and ranks second overall in all-time Division I women's volleyball wins. Michaelis never suffered a losing season after completing her 28th consecutive 20-win campaign last year. Her teams qualified for 30 of the 33 national tournaments, including 20 of 21 NCAA tournaments, and claimed 23 conference titles.

An eight-time conference coach of the year, Michaelis was also honored with numerous national and regional awards, including the 2002 United States Olympic Committee National Coach of the Year - Volleyball, 2001 USA Volleyball All-Time Great Coach Award, 1996 AVCA Founders Award, 1996 NCAA District 7 Coach of the Year, 1993 U.S. Volleyball Award and 1987 Tachikara Northwest Region Division I Coach of the Year. She was inducted into the Utah Summer Games Hall of Fame in 1987 and the Hall of Fame of the Utah Network for Women and Girls in Sport in 1990. In 1993, she was one of three honorees of the Salt Lake City Old Time Coaches Association and was the 1994 recipient of the Dale Rex Memorial Award.

Michaelis also coached basketball, softball and field hockey at BYU and served as director of the women's intramural and extramural programs for 10 years. She has been part of BYU's women's athletics program since she was a student participating in volleyball, basketball and softball from 1956-60. She earned a B.S. degree and an M.S. degree from BYU and holds the rank of associate professor of physical education and full athletic professional.

**BYU UNDER VAL HALE
(SUMMER 1999-PRESENT)**

NATIONAL CHAMPIONSHIPS: 1

Volleyball 1 2001

CONFERENCE CHAMPIONSHIPS: 26

Football 2 1999, 2001
 Volleyball 2 2001, 03
 Basketball 2 2001, 03
 Golf 1 2001
 Baseball 2 2001-02
 Cross Country 4 1999-2002
 Track (Indoor) 3 2000, 01, 03
 Track (Outdoor) 4 2000-03
 Swimming 4 2000-03
 Tennis 2 2001-02



BYU Director of Men's Athletics Val Hale speaks at a Liberty Bowl banquet in 2001




PETER PILLING

Senior Associate AD

Peter Pilling begins his third year with BYU Athletics after being named Senior Associate Athletic Director in December 2001. He has played a key role in BYU's revenue enhancement program by overseeing the development of Club Seating and other revenue producing initiatives. He has sports administrative responsibilities for Men's Track and Field, Cross Country, Tennis and

Swimming. He is also responsible for BYU Marketing, Corporate Sponsorship and the KSL/SportsWest TV/Radio partnership. Pilling was most recently the Associate Athletic Director for External Operations at Villanova. He managed and oversaw the operations of marketing, promotions, licensing, media relations, ticket operations and the Wildcat radio and television network. In addition, he was responsible for football and men's basketball scheduling. Pilling previously held the title of Associate Athletic Director at both St. Bonaventure and the University of Wyoming. He was responsible for fund raising, marketing, corporate sponsorship and radio network programs at both schools. He has also held positions at both Morehead State and the University of Kentucky. Pilling is a former board member and past President of NACMA (National Association of Collegiate Marketing Administrators). He also served on the Board of Directors for NCLA (National Collegiate Licensing Association). He was recipient of the 2001 NACMA National Outstanding Individual Achievement Award and inducted into the NACMA Hall of Fame. A graduate of Brigham Young University with a Bachelor's degree in Accounting, Pilling continued his education at Ohio University, where he earned a Master's degree in Sports Administration. He served an LDS mission to the Louisville Kentucky Mission. Pilling and his wife, Deanna, reside in Orem, UT with their four children, Travis, 20, Kyler, 16, C.J., 12 and McKenna, 6.



JIM KIMMEL

Compliance Director

Jim Kimmel is in his 18th year in the athletic department and was named the compliance director in June 2001. He worked for 15 years in the athletic academic advisement office prior to his current position and spent the first years at BYU working in Student Life where he was involved in student activities. Kimmel taught in the public school system for twelve years, coaching four of

those twelve years, prior to coming to BYU in 1977. He received his B.S. in Education in 1965 and an M.S. in Educational Administration in 1980 from BYU. He is married to Betty Symons, and they have six children.



MIKE KING

Associate AD/Finance

Mike King has been the Cougars' business manager for over 20 years and was named a men's associate AD in 2000. He came from BYU-Hawaii, where he was controller and director of financial services. King was athletic business manager at Idaho State from 1974-78 and managed the ISU Minidome from 1970-74. He received a B.A. degree at Idaho State in 1978 and

completed his MPA degree in April 2001. King married Jeannette Bertoch, and they have four children.



DUFF TITTLE

Associate AD/Communications

In his fifth year as an associate athletics director, Tittle oversees the department's communications efforts including media relations, publications, web services and community relations. He previously oversaw marketing promotions, corporate sponsors, the spirit groups, game-day operations for football and basketball and served as the athletic publications director from 1996-

99. Before coming to BYU, Tittle was the media relations director at BYU-Hawaii from 1993-96 and was the director of communications for the American Junior Golf Association (Atlanta) from 1990-93. He earned a B.A. in communications from BYU (1990) and a M.A. in human resource management from Hawaii Pacific University (1997). He and his wife, Sherry Miller, are from Orem, Utah. They have five children: Elisa, Sydney, Brett, Savannah and McKay.



TOM HOLMOE

Associate AD/Development

As Associate Athletics Director for Development, Holmoe oversees fund-raising efforts for BYU's men's and women's athletic departments. As part of his responsibilities, he supervises Cougar Club and the capital campaign for athletic facilities. He also serves as the department's liaison with the LDS Foundation.

Holmoe's hiring in June marks the third time he has been part of BYU's athletic program. In addition to his undergraduate work and playing career, Holmoe served as a graduate assistant coach under LaVell Edwards on BYU's football team in 1990 and 1991. He earned his bachelor's degree at BYU in zoology in 1983 and received a master's degree from BYU in athletic administration in 1995. A former Cougar defensive back from 1978-82, Holmoe went on to play seven years in the National Football League in San Francisco where he earned three Super Bowl rings in 1984, 1988, and 1989. Holmoe's 12-year coaching experience in college football and in the NFL includes assistant coaching positions with Bill Walsh at Stanford from 1992-93 and with George Seifert in San Francisco from 1994-95. Following Steve Mariucci's departure, he assumed duties as head coach of California's football program from 1997 to the 2001 season. Holmoe and his wife, Lori, are the parents of four children.



GARY PULLINS

Assistant AD/Varsity Club Director

Gary Pullins is entering his fifth year as assistant athletic director at BYU. Before his appointment in 1999, Pullins served 23 seasons as head baseball coach for the Cougars. As head coach, Pullins compiled a 913-462-6 (.663) record, ranking 16th among active NCAA Division I baseball coaches. He won seven WAC titles

and 15 division crowns. His teams reached the NCAA tournament nine times. In 1983, his team was ranked No. 1 in the nation entering the NCAA tournament. Pullins was the District Coach of the Year in 1979, 1981, 1983 and 1985. He earned a bachelor's degree in Spanish at BYU in 1969 and a master's degree in physical education/health science in 1975. Pullins served a term as president of the American Baseball Coaches Association, which boasts more than 6,000 members, and continues to serve on its board. His wife, Kathy, serves as the associate dean at the J. Reuben Clark Law School. They are the parents of four sons: Travis, Micah, Brandt and Taylor.



MIKE MIDDLETON
Assistant AD/Cougar Club Ex. Dir.

Middleton came to BYU in 1986 on an academic scholarship. He served a full-time LDS mission to Anchorage, Alaska before graduating from BYU summa cum laude in 1991 and again, with a master's degree in communications, in 1996. Middleton was president of the BYU Student Alumni Association before joining the Cougar Club in 1993. Appointed Executive Director in 1998, he

has helped develop a number of significant athletic initiatives including the Cougar House, CougarLand, Courtside Cougars, and the Legacy program. A published writer and frequent presenter at BYU's Education Week, Middleton has written scripts for Bonneville Communications' worldwide broadcasts of Music and the Spoken Word, including a program presented during the 2002 Winter Olympic Games held in Salt Lake City. In 1994 Mike married Laura Zaugg. Laura, an All-American heptathlete and five-time conference champion on the BYU Track Team, currently serves on the Varsity Club Executive Board and in the leadership of the Twelfth Team, an organization that promotes BYU Women's Athletics. The couple has two daughters, Katie and Lindsey, and a son, Carter, who was born in January of 2003.



TODD SLEIGHT
Coordinator of Promotions & Special Events

Sleight is entering his first season as Coordinator of Promotions and Special Events. He is a native of Vienna, VA and received his B.S. in Marketing at Utah State University. Before coming to BYU, Sleight spent the last four years in the Utah State University Athletic

Department. He worked two years as a Marketing intern, and the last two years as the Assistant Ticket Manager, spending one of his two years in the ticket office as the Interim Director of Ticket Operations. He served an LDS mission in Johannesburg, South Africa and married Jillian Maughan; they have one daughter, Samantha.



RALPH ZOBELL
Web/Programs Director

Ralph Zobell joined the staff as an assistant sports information director in 1977 and served as head SID from 1989-98 where he worked on Ty Detmer's Heisman Trophy campaign in 1990. He is currently the SID for baseball and now coordinates BYU's official athletic Web site www.byucougars.com and produces the game programs for basketball and football. Zobell


attended the University Wyoming before serving a Church mission to Indonesia and later obtained B.A. (1978) and M.A. (1984) degrees from BYU. He was a sports-writer at the UW Branding Iron and Laramie Daily Boomerang and has served as president of the Collegiate Baseball Writers Association. Zobell, a Cheyenne, Wyo., native has four children and is married to Janet Nielson.



DAVE BROBERG
Athletic Publications Director

Dave Broberg became BYU Athletic Publications & Design Director in August 1999 after serving as the Communication's Coordinator for BYU's Cougar Club. During his four years at BYU, Broberg has produced many award-winning publications and promotional materials. Broberg also serves as the media relations director for BYU's men's and women's golf programs. A

native of Shawnee, Okla., he served a Church mission to Amsterdam, Netherlands, and graduated Cum Laude from BYU with a B.A. degree in communications, public relations in 1997. He is currently finishing a Master's Degree in Mass Communications from BYU. Prior to arriving at BYU, Broberg worked as the assistant marketing director for HBH Enterprises in Springville, Utah. In the winter of 2002, Broberg served as an Olympic News Service reporter for the Salt Lake 2002 games. He is married to Lisa Lindsey.



TONY JEWKES
Director of Athletic Marketing

Tony Jewkes is entering his second season as the Director of Athletic Marketing and Promotions after working the past five seasons as the Assistant Athletic Director of External Affairs at Southern Utah University. He is a native of Logan, Utah, and received his undergraduate degree in recreational administration from Utah State University. He earned a M.A. in Education

from Southern Utah University. From 1995-97 Jewkes was the Assistant Athletic Marketing Director at Utah State University (including two stints as interim director). He served a Church mission to Rapid City S.D. and married Crystal Larsen, and they have one daughter, Elle.



MITCHELL PRATTE
Team Physician

Mitchell Pratte enters his first year as the BYU Team Doctor in 2003-04. Currently practicing at Cascade Family Medicine in Orem, Pratte is Board Certified in Family Practice and has a CAQ in Sports Medicine. He also serves as the team doctor for Utah Valley State College and the Provo Angels baseball team. Previously, he was the medical director for the Ironman triathlon

and worked at the 2002 Olympic Games. Pratte earned his bachelor's degree in Microbiology from BYU in 1992 before obtaining his medical training at Western University of Health Sciences in Pomona, Calif. He completed a year of Internal Medicine through the University of Washington and did his residency at IHC/Utah Valley Family Practice in Provo. Pratte became the first fellow to graduate from the Sports Medicine Fellowship at BYU in 2000. From Honolulu, Hawaii, Pratte is married to the former Lareen Bluth of Provo. They are expecting their fifth child in March.

<ATHLETIC SUPPORT STAFF>



EMILY DEANS
Olympic Sports Marketing



JEFF REYNOLDS
Assist. Media Relations Dir.



NORMA COLLETT
Assist. Media Relations Dir.



DANE KIMBER
Athletic Web Architect



SUSAN ESCALANTE
Media Relations Off. Mngr.



CHAD GWILLIAM
Assistant Compliance



DR. KIRT KIMBALL
Orthopedic Surgeon



GEORGE CURTIS
Head Athletic Trainer



MICK HILL
Equipment Manager



JUSTIN MCCLURE
Strength & Conditioning



JEFF DAVIS
Marketing Assitant



ALLEY MADSEN
Marketing Assitant



MARK PHILBRICK
University Photographer



JAREN WILKEY
Assistant Photographer



PAT CONROY
Athletic Finance



CAROL LEATHAM
Administrative Assistant



DIANE BABCOCK
Varsity Club Secretary



LYNETTE NEWBOLD
Sports Medicine Off. Mngr.



BRETT EDEN
Athletic Licensing



LARRY DUFFIN
Special Events Director



MARY JEAN DRAPER
Special Events Asst. Director



DAVID MILES
Ticket Manager



ELAINE JARVIE
Assistant Ticket Manager



LARAE HAWKINS
Guest Ticket Manager



GREG VEHAR
Cougar Club Asst. Director



ANALANE POWELL
Cougar Club Secretary



CECIL HARRISON
Video Engineer



CHARLES COX
Audio Technition



MIKE AVERETT
Special Events Custodial



DALE JOHNSON
Special Events Custodial



MOUNTAIN WEST CONFERENCE





In the four-year history of the Mountain West Conference, the Cougars have won 45 of 77 conference championships. That's almost 60 percent of all championships awarded in the eight-member conference. During the 2000-2001 season, the Cougars won 16 of 19 championships.

"We're grateful our teams have performed so well, but frankly, we expect each of them to win the conference championship every year. When we don't win, we're very disappointed. It's a source of pride. We expect to win, and we truly believe we can."

— **BYU athletic director Val Hale**



The Mountain West Conference was conceived on May 26, 1998, when the presidents of eight institutions — Air Force, Brigham Young, Colorado State, New Mexico, San Diego State, UNLV, Utah and Wyoming — met in Denver and decided to form the MWC. The cornerstone of the conference's formation was the maintenance of long standing athletic rivalries among its member institutions. Hence the MWC was formed.

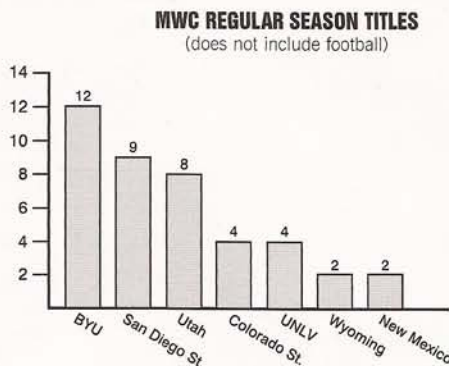
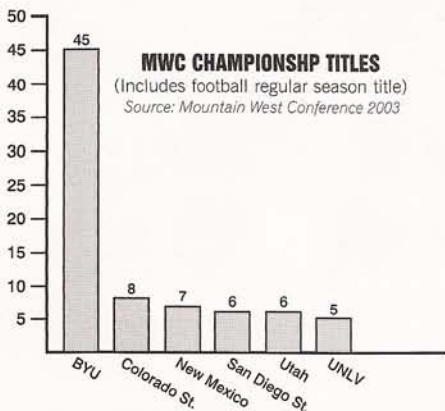
Located in Colorado Springs, Colo., when the MWC's doors opened for business the new league had in place a seven-year contract with ESPN giving the broadcaster

exclusive national television rights to MWC football and men's basketball; and agreements to send the league's football champion to the Liberty Bowl and a second team to the Las Vegas Bowl.

The Conference officially began operations on July 1, 1999. Prior to opening its doors an executive committee was established and named Craig Thompson commissioner. Thompson had less than one-year to name the new league, settle on a city to serve as the league's headquarters, find a television partner, arrange for bowl tie-ins, hire staff, and develop a logo.

The Mountain West Conference is noted for its geographic diversity. Some of the most beautiful geography in the nation can be found within Mountain West Conference boundaries, including the unparalleled Rocky Mountain range, which borders four MWC schools (Utah, BYU, Air Force and Colorado State). The high plains of Wyoming (elevation 7,000 feet) contrast with the desert city of Las Vegas (the fastest growing metropolitan area in the West), the balmy weather and Pacific Ocean locale of San Diego State and the southwestern flavor of New Mexico.

Highlights through the MWC's first three years include two women's cross country national championships, being the only conference going to multiple bowls to go unbeaten in 2000 - posting a 3-0 mark, participation in nine bowl games, five of the eight teams going to bowls, one of two leagues in 2002 to send 75 percent of its men's basketball teams to postseason, eight berths in the NCAA Women's Basketball Tournament, and two teams advancing to the NCAA Volleyball "Sweet 16" each of the first three seasons. In addition to the 19 MWC-sponsored sports, Utah and BYU have national titles in non-league sports. Utah has national titles in women's gymnastics and skiing, while BYU captured the 2001 and 1999 NCAA men's volleyball championship.



INSTITUTION	LOCATION	ALTITUDE	POPULATION	ENROLLMENT	STUDENT-ATHLETES
Air Force	Colorado Springs, Colo.	7,064 feet	360,890	4,400	400
BYU	Provo, Utah	4,553 feet	368,536*	32,122	565
Colorado State	Ft. Collins, Colo.	5,004 feet	118,652	23,934	374
New Mexico	Albuquerque, N.M.	5,000 feet	448,607	24,234	440
San Diego State	San Diego, Calif.	46 feet	1,223,400	34,171	500
UNLV	Las Vegas, Nev.	2,030 feet	478,434	22,000	385
Utah	Salt Lake City, Utah	4,500 feet	898,387*	26,000	368
Wyoming	Laramie, Wyo.	7,220 feet	27,204	12,402	375

*metro area population



THE 2001-02 SEASON

The Mountain West Conference was one of two conferences to send 75 percent of its men's basketball teams to post-season play. For the first time in conference history three teams (San Diego State, Wyoming, Utah) played in the NCAA Tournament. The conference was also represented in the NIT with UNLV, BYU and New Mexico. For the second consecutive year the MWC set attendance records for its Basketball Championships at the Thomas & Mack Center in Las Vegas. Mountain West Conference women's volleyball continued its national prominence as four teams advanced to the NCAA Tournament and for the third straight year the MWC sent two teams (Colorado State, Utah) to the Sweet 16. The BYU women's cross country team added another National Championship to the conference trophy case with its second title in three years.

The Mountain West Conference was well represented at NCAA Championship competition, sending 37 teams and 75 individuals to compete for national titles. The MWC saw 62 (36 First Team All-Americans) of its student-athletes garner All-America distinction. Academically, 814 student-athletes were Academic All-Mountain West.

THE 2002-03 SEASON

For the second consecutive year the Mountain West sent three-quarters of its men's basketball teams into post-season play, the only conference to do so for two straight years. It also marked the second year the league sent three men's teams to the NCAA Tournament (Colorado State, BYU, Utah). On the women's side, three teams also went to the NCAAs (New Mexico, BYU, Utah), with New Mexico Advancing to the Sweet 16.

The BYU women's cross country program claimed its third NCAA title in four years. For the fourth straight year five of the eight men's golf programs were selected to participate in NCAA regional competition, with New Mexico, San Diego State and UNLV advancing to the finals. Including its automatic qualification in 10 of its 19 championship sports, the MWC sent 29 teams to NCAA Championship competition, and for the first time received additional at-large berths in women's soccer and women's tennis.

MEN'S SPORTS

Baseball
Basketball
Cross Country
Football
Golf
Indoor Track and Field
Outdoor Track and Field
Swimming and Diving
Tennis

WOMEN'S SPORTS

Basketball
Cross Country
Golf
Indoor Track and Field
Outdoor Track and Field
Soccer
Softball
Swimming and Diving
Tennis
Volleyball

AIR FORCE...located 15 miles north of Colorado Springs at the base of the Rampart Range...the Academy sight covers 18,000 acres with an enrollment of 4,000...Falcon Stadium seats 52,480 for football...Clune Arena seats 5,939 for basketball.

BRIGHAM YOUNG UNIVERSITY...located in Provo, Utah, 40 miles southeast of Salt Lake City...enrollment is 32,122...Cougar Stadium seats 65,000 for football...Marriott Activities Center holds 22,700 for basketball.

COLORADO STATE...located in Ft. Collins, 60 miles north of Denver, the largest metropolitan area in the Rockies...enrollment is 23,934...Hughes Stadium seats 30,000...Moby Arena holds 8,745 for basketball.

UNIVERSITY OF NEVADA-LAS VEGAS...located in Las Vegas, on of the fastest growing cities in the United States...has an enrollment of 24,000...newly remodeled Sam Boyd Stadium seats 40,000 and is homes to the annual Las Vegas Bowl...the Thomas and Mack Center holds 18,500 for basketball.

UNIVERSITY OF NEW MEXICO...located in Albuquerque, the largest city in New Mexico...enrollment is 24,250...University Stadium seats 31,218 for football...University Arena "The Pit" has a capacity of 18,018.

SAN DIEGO STATE...located in southern-most California...enrollment is 34,171...Qualcomm Stadium has a capacity of 71,400 and hosts the Holiday Bowl...Cox Arena holds 12,414 for basketball.

UNIVERSITY OF UTAH...located in Salt Lake City, Utah's capital city...enrollment is 28,300...newly remodeled for the 2002 Winter Olympics, Rice-Eccles Stadium seats 45,634...the Jon M. Huntsman Center seats 15,000 for basketball.

UNIVERSITY OF WYOMING...located in Laramie, 130 miles north of Denver, CO...enrollment is 12,402...War Memorial Stadium holds 33,500 for football and is the highest Division I football stadium in the country at 7,220 feet...the Arena Auditorium seats 15,028 for basketball.



**MWC COMMISSIONER
CRAIG THOMPSON**

MWC Quick Facts

15455 Gleneagle Drive, Suite 200
Colorado Springs, CO 80921
Phone: (719) 488-4040
Fax: (719) 487-7241
Website: www.TheMWC.com



MWC IN THE RPI

The Mountain West Conference ranked sixth in the final RPI ratings according to College Basketball News, marking the highest ranking in the league's four-year history. The MWC is also one of four conferences with over 60 percent of its teams ranked in the top 75 in the RPI.

Conf.	Top 50	Top 75	Top 100
ACC	4/9 (.444)	4/9 (.444)	8/9 (.889)
Atlantic 10	3/12 (.250)	3/12 (.250)	6/12 (.500)
Big 12	7/12 (.583)	8/12 (.667)	9/12 (.750)
Big East	6/14 (.429)	8/14 (.571)	9/14 (.643)
Big Ten	5/11 (.455)	8/11 (.727)	8/11 (.727)
Conference USA	4/14 (.286)	6/14 (.429)	8/14 (.571)
MOUNTAIN WEST	3/8 (.375)	5/8 (.625)	6/8 (.750)
Pac-10	4/10 (.400)	5/10 (.500)	5/10 (.500)
SEC	7/12 (.583)	8/12 (.667)	11/12 (.917)

NCAA POSTSEASON NOTES

For the second year in a row, the Mountain West Conference sent three teams to the NCAA Tournament. Three other MWC teams were invited to compete in the NIT, resulting in six of the eight competing in postseason. In its four-year history, the MWC has earned nine NCAA Tournament bids and 11 NIT invitations. The MWC had the second-highest percentage of teams in postseason play among the 31 conferences. It is also one of five conferences to have more than 60 percent of its teams in the postseason and one of four with over 70 percent. The MWC is the only league in the nation to have 75 percent of its members participate in postseason play each of the past two seasons.

Conf.	NCAA	NIT	Total
ACC	4/9	3/9	7/9 (.778)
MOUNTAIN WEST	3/8	3/8	6/8 (.750)
Big Ten	5/11	3/11	8/11 (.727)
Big East	4/14	6/14	10/14 (.714)
Big 12	6/12	2/12	8/12 (.667)
SEC	6/12	1/12	7/12 (.583)
Atlantic 10	3/12	3/12	6/12 (.500)
Conference USA	4/14	3/14	7/14 (.500)
Pac-10	5/10	-	5/10 (.500)

COMPETITIVE PLAY IN LEAGUE ACTION

Through the 56 games during the conference regular season, 36 were decided by 10 points or less, including 19 by five or less. Below is a look at last season's close game records.

School	10 or less	7 or less	5 or less	2 or less
Air Force	3-6	2-5	2-4	0-2
BYU	5-3	1-3	1-1	1-0
Colorado State	3-7	3-5	3-4	2-2
New Mexico	3-6	2-2	1-2	0-0
San Diego State	2-3	1-3	1-3	1-1
UNLV	5-6	4-4	2-3	0-0
Utah	8-3	6-3	4-2	0-2
Wyoming	7-2	6-0	5-0	3-0

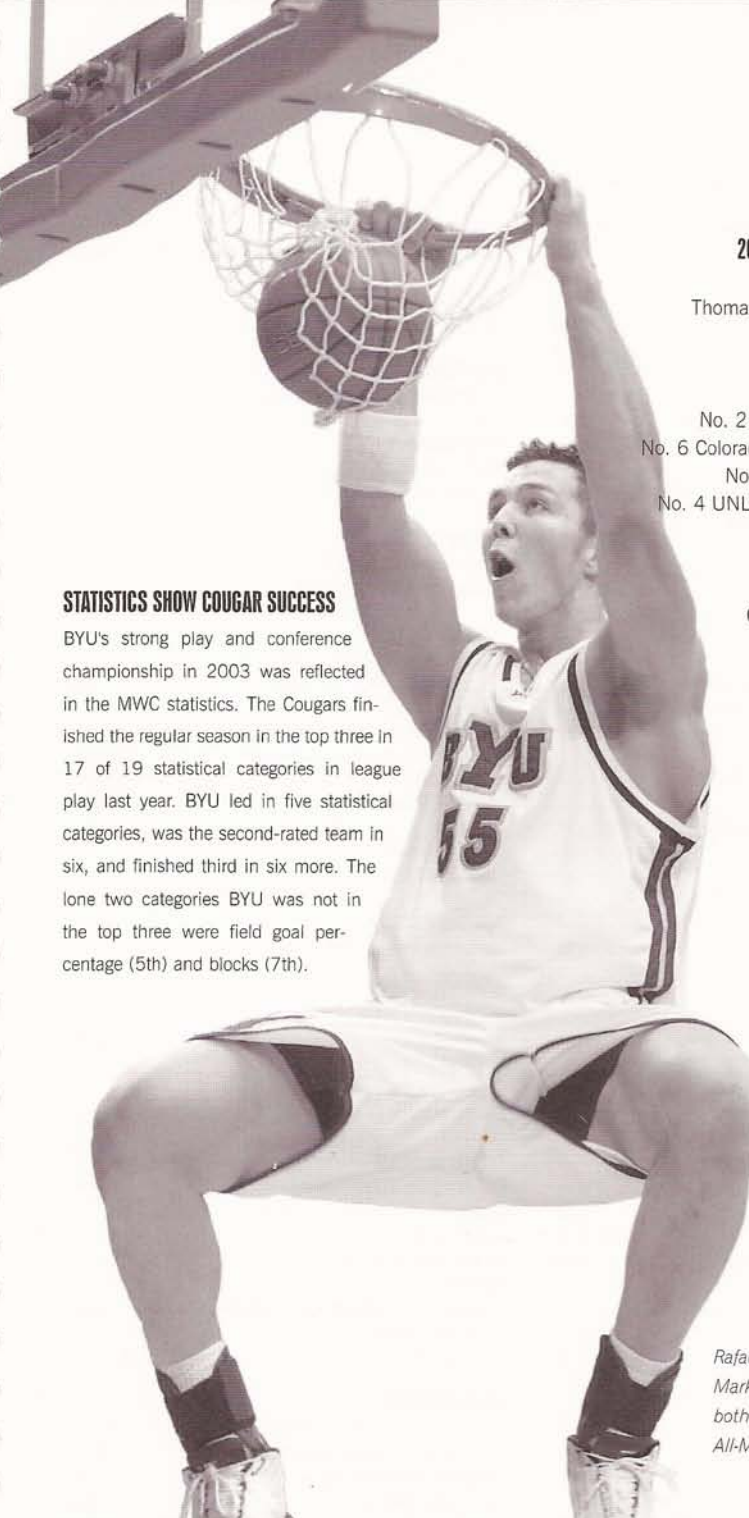
MWC'S HOME COURT ADVANTAGE

The MWC had its second-best non-conference home record in terms of percentage in its four-year history with a .861 winning percentage (62-10) this season. It was the fourth straight year with a home winning percentage above 80 percent.

Team	1999-2000	2000-01	2001-02	2002-03	Total
Air Force	3-3	2-5	2-2	6-0	13-10
BYU	9-0	8-0	9-0	7-0	33-0
Colorado State	5-1	5-1	5-2	11-0	26-4
New Mexico	8-5	11-1	9-3	6-4	34-13
San Diego State	5-3	9-1	8-0	7-3	29-7
UNLV	12-1	7-1	9-1	8-2	36-5
Utah	10-0	6-3	8-1	9-0	34-4
Wyoming	6-0	5-1	7-0	8-0	26-1
Totals	58-13 (.817)	53-13 (.803)	57-9 (.864)	62-10 (.861)	231-44 (.840)

2002-2003 MOUNTAIN WEST CONFERENCE FINAL STANDINGS

Pl.	Team	Conf.	Pct.	H	A	Overall	Pct.	H	A	N	Last 10
1.	BYU	11-3	.786	6-1	5-2	23-9	.719	13-1	6-5	4-3	6-4
	Utah	11-3	.786	6-1	5-2	25-8	.758	15-1	7-4	3-3	6-4
3.	Wyoming	8-6	.571	4-3	4-3	21-11	.656	12-3	6-6	3-2	5-5
	UNLV	8-6	.571	5-2	3-4	21-11	.656	15-6	6-5	0-0	6-4
5.	San Diego State	6-8	.429	4-3	2-5	16-14	.533	11-6	5-8	0-0	4-6
6.	Colorado State	5-9	.357	3-4	2-5	19-14	.576	14-4	3-9	2-1	5-5
7.	New Mexico	4-10	.286	4-3	0-7	10-18	.357	10-7	0-10	0-1	3-7
8.	Air Force	3-11	.214	3-4	0-7	12-16	.429	9-4	3-10	0-2	2-8



STATISTICS SHOW COUGAR SUCCESS

BYU's strong play and conference championship in 2003 was reflected in the MWC statistics. The Cougars finished the regular season in the top three in 17 of 19 statistical categories in league play last year. BYU led in five statistical categories, was the second-rated team in six, and finished third in six more. The lone two categories BYU was not in the top three were field goal percentage (5th) and blocks (7th).

2003 Mountain West Conference Tournament

March 13-15 (Thursday-Saturday)

Thomas & Mack Center, Las Vegas, Nevada

Quarterfinals

March 7 (Thursday)

- No. 2 BYU def. No. 7 New Mexico, 71-56
- No. 6 Colorado State def. No. 3 Wyoming, 74-71
- No. 1 Utah def. No. 8 Air Force, 42-38
- No. 4 UNLV def. No. 5 San Diego State, 83-67

Semifinals

March 8 (Friday)

- Colorado State def. BYU, 86-80 (OT)
- UNLV def. Utah, 64-41

Finals

March 9 (Saturday)

- Colorado State def. UNLV, 62-61.



Rafael Araujo (below) and Mark Bigelow (left) were both voted to the Preseason All-MWC First Team.

2002-03 ALL-MOUNTAIN WEST CONFERENCE MEN'S BASKETBALL TEAM

(selected by head coaches)

FIRST TEAM

- Marcus Banks, UNLV, Sr., G,
- Ruben Douglas, New Mexico, Sr., G,
- Travis Hansen, BYU, Sr., F,
- Uche Nsonwu-Amadi, Wyoming, Sr., F/C,
- Donta Richardson, Wyoming, Sr., G,

SECOND TEAM

- Tony Bland, San Diego State, Sr., G,
- Tim Frost, Utah, Jr., C,
- Marc Jackson, Utah, So., G,
- Britton Johnsen, Sr., F,
- Dalron Johnson, UNLV, Sr., F

THIRD TEAM

- Rafael Araujo, BYU, Jr., C,
- Mark Bigelow, BYU, Jr., F,
- Nick Jacobson, Jr., G,
- Tim Keller, Air Force, So., G,
- Matt Nelson, Colorado State, So., C,

PLAYER OF THE YEAR

- Ruben Douglas, New Mexico, Sr., G

CO-DEFENSIVE PLAYER OF THE YEAR

- Travis Hansen, BYU, Sr., F
- Marcus Banks, UNLV, Sr., G

FRESHMAN OF THE YEAR

- Evan Burns, San Diego State

COACH OF THE YEAR

- Steve Cleveland, BYU

HONORABLE MENTION

- Air Force - Joel Gerlach (Jr., F);
- BYU - Jared Jensen (So., F);
- Colorado State - Andy Birley (Sr., G), Brian Greene (Sr., F), Michael Morris (Fr., G);
- New Mexico - Mark Walters (Fr., G);
- San Diego State - Evan Burns (Fr., F), Mike Mackell (Sr., F), Deandre Moore (Sr., G);
- Utah - Trace Caton (Sr., F);
- Wyoming - Jay Straight (So., G).

MWC ATTENDANCE REPORT

Six of the eight MWC institutions have seen an increase in attendance this season. As a whole, the conference average is at an all-time high of 9,678, ahead of last year's attendance record of 9,212.


	2002	2003	Difference
New Mexico	16,426	15,186	-1,240
BYU	8,630	14,468	+5,838
UNLV	10,511	11,764	+1,253
Utah	11,890	11,518	-372
Wyoming	10,026	10,108	+82
San Diego State	6,165	7,116	+951
Colorado State	3,258	3,917	+659
Air Force	2,033	2,316	+283
Total	9,212	9,678	+466

As a league, the MWC ranked fifth nationally with four-year high of 9,694 fans per game. Below is a look at the nation's top 10 conferences:

Rk. Conference	Games	2002-03 Att.	Average
1. Big Ten	180	2,254,658	12,526
2. Atlantic Coast	149	1,719,813	11,542
3. Southeastern	192	2,132,439	11,106
4. Big 12	194	1,961,380	10,110
5. MOUNTAIN WEST	132	1,279,630	9,694
6. Big East	224	2,107,630	9,409
7. Conference USA	219	1,831,233	8,362
8. Pac 10	154	1,213,734	7,881
9. Missouri Valley	148	979,173	6,616
10. Atlantic 10	173	981,671	5,674


<MWC COMPOSITE SCHEDULE>

FRIDAY, OCTOBER 31	
L.A. Stars at Utah (Exh.)	7 p.m.
SATURDAY, NOVEMBER 1	
EA Sports at Wyoming (Exh.)	7 p.m.
TUESDAY, NOVEMBER 4	
L.A. Stars at San Diego State (Exh.)	7 p.m.
THURSDAY, NOVEMBER 6	
EA Sports West All-Stars at BYU (Exh.)	7 p.m.
SATURDAY, NOVEMBER 8	
EA Sports at Wyoming (Exh.)	4 p.m.
Basketball Travelers at New Mexico (Exh.)	7 p.m.
SUNDAY, NOVEMBER 9	
EA Sports All Stars at Air Force (Exh.)	3 p.m.
MONDAY, NOVEMBER 10	
EA Sports All Stars at Colorado State (Exh.)	7 p.m.
L.A. Stars at UNLV (Exh.)	7:30 p.m.
TUESDAY, NOVEMBER 11	
Worldwide at BYU (Exh.)	7 p.m.
THURSDAY, NOVEMBER 13	
Branch West at San Diego State (Exh.)	7 p.m.
Sydney Kings at Utah (Exh.)	7 p.m.
SATURDAY, NOVEMBER 15	
Houston Superstars at UNLV (Exh.)	7:30 p.m.
SUNDAY, NOVEMBER 16	
EA Sports at New Mexico (Exh.)	7 p.m.
MONDAY, NOVEMBER 17	
Preseason NIT in Salt Lake City	
Georgia State at Utah	7 p.m.
Northern Colorado at Colorado State (Exh.)	7 p.m.



WEDNESDAY, NOVEMBER 19 PRESEASON NIT	
Utah vs. Minnesota/UMKC (ESPN2) (if Utah wins first game)	8:30 p.m.
FRIDAY, NOVEMBER 21	
Southern Utah at BYU	7 p.m.
Long Beach State at San Diego State	7:30 p.m.
Delaware State at UNLV	7:30 p.m.
SATURDAY, NOVEMBER 22	
Arkansas-Pine Bluff at Air Force	Noon
BYU-Hawaii at Colorado State	7 p.m.
San Francisco State at New Mexico	7 p.m.
Southern Illinois at Wyoming	TBA
SUNDAY, NOVEMBER 23	
Utah at Stony Brook	4 p.m.
MONDAY, NOVEMBER 24	
Maui Invitational in Hawaii	
San Diego State vs. Ohio State (ESPN2)	4 p.m.
New Mexico Highlands at New Mexico	7 p.m.
Nevada at UNLV	7:30 p.m.
TUESDAY, NOVEMBER 25	
Maui Invitational in Hawaii	
San Diego St. vs. C. Michigan/Dayton	9 a.m./2 p.m.
Norfolk State at Wyoming	7 p.m.
WEDNESDAY, NOVEMBER 26	
BYU at California	7 p.m.
Western Illinois at UNLV	7:30 p.m.
Maui Invitational in Hawaii	
San Diego State vs. TBA	TBA
Game played in Tulsa	
Colorado State vs. Oklahoma State	TBA
FRIDAY, NOVEMBER 28	
Air Force at Navy	7:30 p.m.
SATURDAY, NOVEMBER 29	
Utah Valley State at BYU	7 p.m.
Colorado State at Drake	7 p.m.
California at UNLV	7:30 p.m.
Middle Tennessee State at Wyoming	TBA
SUNDAY, NOVEMBER 30	
Air Force at Belmont	1 p.m.
Troy State at San Diego State	2 p.m.
MONDAY, DECEMBER 1	
Colorado State at Auburn	7 p.m.
Portland at New Mexico	7 p.m.
TUESDAY, DECEMBER 2	
BYU at Boise State	7:30 p.m.
WEDNESDAY, DECEMBER 3	
New Mexico at New Mexico State	7 p.m.
San Diego State at Univ. of San Diego	7 p.m.
Utah State at Utah	7 p.m.
Wyoming at Kansas State	7 p.m.
UNLV at USC (Fox Sports West2)	7:30 p.m.
THURSDAY, DECEMBER 4	
Texas Southern at Colorado State	7 p.m.
SATURDAY, DECEMBER 6	
Texas Tech at New Mexico	1 p.m.
Washington at Wyoming	4 p.m.
BYU vs. Oklahoma State @ Delta Center	4 p.m.
Gardner-Webb at Colorado State	7 p.m.

UC San Diego at San Diego State	7 p.m.
UNLV at Loyola Marymount	7 p.m.
Univ. of San Diego at Utah	7 p.m.
SUNDAY, DECEMBER 7	
Air Force at Auburn	2 p.m.
MONDAY, DECEMBER 8	
Sacramento State at New Mexico	7 p.m.
TUESDAY, DECEMBER 9	
Wyoming at California	7 p.m.
Air Force at Texas A&M-Corpus Christi	7 p.m.
WEDNESDAY, DECEMBER 10	
Western Oregon at BYU	7 p.m.
Colorado at Colorado State	7 p.m.
SATURDAY, DECEMBER 13	
Wyoming Shootout in Casper, Wyo.	
Wyoming vs. Montana State	TBA
Savannah State at Utah	1 p.m.
San Diego State at Texas Tech	1:30 p.m.
UNLV at Stanford (Fox Sports Net)	3 p.m.
USC at BYU	7 p.m.
Colorado State at Denver	7 p.m.
TUESDAY, DECEMBER 16	
Utah at LSU (ESPN)	8 p.m.
WEDNESDAY, DECEMBER 17	
Tennessee State at Wyoming	7 p.m.
THURSDAY, DECEMBER 18	
Cal Poly at San Diego State	7 p.m.
Northern Arizona at UNLV	7:30 p.m.
FRIDAY, DECEMBER 19	
Cal State Northridge at Utah	7 p.m.
SATURDAY, DECEMBER 20	
Coppin State at New Mexico	1 p.m.
Charleston Southern at Air Force	2 p.m.
Winthrop at Wyoming	4 p.m.
Weber State at BYU	7 p.m.
Colorado State at Stetson	7 p.m.
Eastern Washington at San Diego State	7 p.m.
Las Vegas Showdown	
Auburn at UNLV (ESPN)	9:30 p.m.
MONDAY, DECEMBER 22	
Colorado State at South Florida	7 p.m.
New Mexico State at New Mexico	7 p.m.
Creighton at Wyoming	7 p.m.
San Diego State at Arizona	TBA
TUESDAY, DECEMBER 23	
BYU at Utah State (KJZZ-TV)	8 p.m.
Utah at Colorado	7 p.m.
SATURDAY, DECEMBER 27	
Cal Tournament in Berkeley, Calif.	
Air Force vs. Prairie View A&M	4:30 p.m.
Washington at San Diego State	7 p.m.
SUNDAY, DECEMBER 28	
Cal Tournament in Berkeley, Calif.	
Air Force vs. California /Columbia	TBA
Lobo Invitational in Albuquerque, N.M.	
Northwestern State at New Mexico	5 p.m.
Bradley at UNLV	7:30 p.m.



MONDAY, DECEMBER 29
 Cable Car Classic in Santa Clara, Calif.
 BYU vs. Idaho State 8 p.m.
 Lobo Invitational in Albuquerque, N.M.
 Penn State/Arkansas State at New Mexico 6/8 p.m.
 Southern Utah at Utah 7 p.m.

TUESDAY, DECEMBER 30
 Cable Car Classic in Santa Clara, Calif.
 BYU vs. Santa Clara/Wisconsin-Milwaukee TBA
 Purdue at Colorado State 7 p.m.
 Montana at UNLV 7:30 p.m.

WEDNESDAY, DECEMBER 31
 Portland at San Diego State 1 p.m.

FRIDAY, JANUARY 2
 St. Mary's at BYU 7 p.m.
 Wisconsin-Milwaukee at Air Force 7:30 p.m.

SATURDAY, JANUARY 3
 New Mexico at Wake Forest 2 p.m.
 Utah at Weber State 2 p.m.
 Colorado State vs. Pepperdine 3:30 p.m.
 Dayton at Wyoming 4 p.m.
 Iowa State at San Diego State 7 p.m.

MONDAY, JANUARY 5
 Colorado State at Montana State 7 p.m.
 Pepperdine at Utah (ESPN) 10 p.m.

TUESDAY, JANUARY 6
 Savannah State at Air Force 7 p.m.
 Univ. of San Diego at New Mexico 7 p.m.
 Wyoming at Denver 7 p.m.
 San Diego State at Saint Mary's 7 p.m.

WEDNESDAY, JANUARY 7
 Whitworth at Utah 7 p.m.
 Occidental at UNLV 7:30 p.m.
 BYU at North Carolina State (ESPN2) 8 p.m.

THURSDAY, JANUARY 8
 Wyoming at Middle Tennessee State 7 p.m.

FRIDAY, JANUARY 9
 IPFW at Air Force 7 p.m.
 Cornell at New Mexico 7 p.m.

MONDAY, JANUARY 12
 Air Force at Colorado State 7 p.m.
 BYU at San Diego State (SportsWest) 7 p.m.
 New Mexico at Wyoming (SportsWest) 7 p.m.
 Utah at UNLV (ESPN) 9 p.m.

SATURDAY, JANUARY 17
 UNLV at San Diego State (ESPN+Plus) Noon
 Wyoming at Utah 3 p.m.
 Air Force at New Mexico 7 p.m.
 Colorado State at BYU (SportsWest) 7 p.m.

MONDAY, JANUARY 19
 Wyoming at BYU (SportsWest) 8:30 p.m.
 Colorado State at Utah (ESPN) 10 p.m.

WEDNESDAY, JANUARY 21
 Texas A&M-Corpus Christi at Air Force 7 p.m.

SATURDAY, JANUARY 24
 Utah at New Mexico (ESPN+Plus) 1 p.m.
 BYU at Air Force (SportsWest) 4 p.m.
 UNLV at Wyoming (SportsWest) 4 p.m.
 San Diego State at Colorado State 7 p.m.

MONDAY, JANUARY 26
 Utah at Air Force 7 p.m.
 UNLV at Colorado State 7 p.m.
 San Diego State at Wyoming (SportsWest) 7 p.m.
 BYU at New Mexico (ESPN) 10 p.m.

SATURDAY, JANUARY 31
 BYU at Utah (ESPN+Plus) 1 p.m.
 Air Force at San Diego State 7 p.m.
 Wyoming at Colorado State (SportsWest) 7 p.m.
 New Mexico at UNLV (SportsWest) 7:30 p.m.

MONDAY, FEBRUARY 2
 New Mexico at San Diego State (SportsWest) 7 p.m.
 Air Force at UNLV (ESPN) 9 p.m.

SATURDAY, FEBRUARY 7
 UNLV at BYU (ESPN+Plus) 1 p.m.
 San Diego State at Utah 3 p.m.
 Wyoming at Air Force 4 p.m.
 Colorado State at New Mexico 7 p.m.

MONDAY, FEBRUARY 9
 Colorado State at Air Force 7 p.m.
 Wyoming at New Mexico 7 p.m.
 UNLV at Utah 7 p.m.
 San Diego State at BYU (ESPN) 10 p.m.

SATURDAY, FEBRUARY 14
 BYU at Wyoming (ESPN+Plus) 1 p.m.
 New Mexico at Air Force 4 p.m.
 Utah at Colorado State 7 p.m.

SUNDAY, FEBRUARY 15
 UNLV at Missouri (ABC) 3:30 p.m.

MONDAY, FEBRUARY 16
 Utah at Wyoming 7 p.m.
 Air Force at Texas-Pan American 7:30 p.m.
 BYU at Colorado State (ESPN) 10 p.m.

Tuesday, February 17
 San Diego State at UNLV (SportsWest) 7:30 p.m.

Saturday, February 21
 Air Force at Utah (ESPN+Plus) 1 p.m.
 New Mexico at BYU (SportsWest) 7 p.m.
 Wyoming at San Diego State 7 p.m.
 Colorado State at UNLV (SportsWest) 7:30 p.m.

MONDAY, FEBRUARY 23

Colorado State and San Diego State 7 p.m.
 New Mexico at Utah 7 p.m.
 Air Force at BYU (SportsWest) 8:30 p.m.
 Wyoming at UNLV (ESPN) 9 p.m.

SATURDAY, FEBRUARY 28
 Colorado State at Wyoming (ESPN+Plus) 1 p.m.
 UNLV at Air Force (SportsWest) 4 p.m.
 San Diego State at New Mexico (SportsWest) 7 p.m.

MONDAY, MARCH 1
 San Diego State at Air Force 7 p.m.
 UNLV at New Mexico (SportsWest) 7 p.m.
 Utah at BYU (ESPN) 10 p.m.

SATURDAY, MARCH 6
 BYU at UNLV (ABC) 12:30 p.m.
 Utah at San Diego State (ESPN+Plus) 3 p.m.
 Air Force at Wyoming 4 p.m.
 New Mexico at Colorado State 7 p.m.


THURSDAY-SATURDAY, MARCH 11-13
 Mountain West Conference Basketball Championship
 Pepsi Center, Denver, Colo.

THURSDAY, MARCH 11
 Quarterfinal Game 1 - 1 p.m. - ESPN+Plus
 Quarterfinal Game 2 - 3:30 p.m. - ESPN+Plus
 Quarterfinal Game 3 - 7 p.m. - ESPN+Plus
 Quarterfinal Game 4 - 10 p.m. - ESPN

FRIDAY, MARCH 12
 Semifinal Game 1 - 7 p.m. - ESPN+Plus
 Semifinal Game 2 - 10 p.m. - ESPN

SATURDAY, MARCH 13
 Championship Game - 8 p.m. - ESPN

All times are local to site and subject to change.





Brigham Young University

MARRIOTT CENTER
CAPACITY: 22,700



University of New Mexico

THE PIT/BOB KING COURT
CAPACITY: 18,018



UNLV

THOMAS & MACK CENTER
CAPACITY: 18,500



University of Wyoming

ARENA-AUDITORIUM
CAPACITY: 15,028



San Diego State University

COX ARENA
CAPACITY: 12,414



University of Utah

JON M. HUNTSMAN CENTER
CAPACITY: 15,000




Colorado State University

MOBY ARENA
CAPACITY: 8,745



AIR FORCE ACADEMY

CLUNE ARENA
CAPACITY: 5,939



2003-04 OPPONENTS

BYU BASKETBALL ON NATIONAL TELEVISION

BYU will spend significantly more time in the national spotlight this season with nine regular-season games being part of the 2003-04 MWC television package with ESPN, ESPN2, ESPN Regional (ESPN+Plus) and ABC. Including games available pay-per-view on ESPN Full Court, BYU will appear in a minimum of 15 live regular season telecasts that will be available to a national audience. After two national ESPN2 and three ESPN+Plus regular-season appearances last year, this season BYU will be featured four times on ESPN, once each on ESPN2 and ABC and three times on ESPN+Plus. In addition, all MWC Tournament games will again be televised on either ESPN or ESPN+Plus. An additional 10 SportsWest Productions point-to-point telecasts are on the schedule with all SportsWest games being available taped-delay broadcast nationally via BYU Television. Six SportsWest games are part of the ESPN Full Court schedule.

BYU's game at North Carolina State (Jan. 7) will be nationally televised on ESPN2 at 8 p.m. (EST). The game will be BYU's first against an ACC team since a Dec. 28, 1997 meeting with Virginia at the Rainbow Classic in Hawaii. In 18 games against ACC teams, the Cougars have never hosted an ACC school in Provo. The Wolfpack is scheduled to play in Provo next season.

The Cougars will appear on ABC for the first time as part of the MWC television package when they face UNLV at 12:30 p.m. (PST) on Mar. 6 at the Thomas & Mack Center in the regular-season finale. BYU will play at Utah (Jan. 31), vs. UNLV (Feb. 7) and at Wyoming (Feb. 14) in the featured Saturday "Mountain West Game of the Week" on ESPN+Plus at 1 p.m. (MST).

ESPN "Big Monday" returns to the Marriott Center in 2004 after a two-year absence. BYU will host San Diego State on Feb. 9 and instate rival Utah on Mar. 1 in 10 p.m. (MST) starts in Provo. The Cougars also play at New Mexico on Jan. 26 and at Colorado State on Feb. 16 in similar late-night, nationally featured MWC contests.



BYU'S 2003-04 SCHEDULE

Potential matchups with six nonconference opponents that made the 2003 NCAA Tournament, including teams from the Atlantic Coast Conference, Big 12 Conference and Pac-10 Conference, and 15 overall contests against teams that qualified for postseason play last year highlight the 2003-04 BYU men's basketball schedule.

The headlining games include Oklahoma State of the Big 12 in the Delta Center in Salt Lake City on Dec. 6, Pac-10 opponents California in Berkeley on Nov. 26 and Southern California in Provo on Dec. 13, and the ACC's North Carolina State in Raleigh on Jan. 7. BYU will also participate in the 2003 Cable Car Classic in Santa Clara, Calif., Dec. 29-30.

Nonconference opponents on BYU's schedule earned a combined 256-158 (.618) record last year. Including MWC teams, Cougar opponents achieved a 380-250 (.603) mark with six teams winning regular season or conference tournament titles. Eight teams played in the 2003 NCAA Tournament and three others were invited to the NIT.

Five nonconference opponents – Oklahoma State, Idaho State and instate schools Utah State, Weber State and Southern Utah – were on BYU's schedule last season. Two teams – Utah Valley State College and Western Oregon – are first-time opponents. With UVSC from neighboring Orem, Utah, joining the Division I ranks, BYU has included all five other Division I teams from Utah on its 2003-04 schedule.

After the inaugural Cougar Tipoff (Nov. 1) and exhibition contests with EA Sports (Nov. 6) and Worldwide (Nov. 11), BYU opens its regular season in the Marriott Center against Southern Utah on Nov. 21 before playing at California the day before Thanksgiving (Nov. 26). Coming off a 22-9 season and second-round NCAA appearance, the Bears have earned three straight NCAA Tournament invites and qualified for postseason in six of the last seven years, winning the 1999 NIT Title. The Cougars return to Provo to finish the month with a Nov. 29 game against UVSC.

In December, the Cougars go on the road to play Boise State (Dec. 2) before returning to Utah for four straight games, starting with a 4 p.m. (MST) neutral-court contest with Oklahoma State in the Delta Center on Dec. 6. The Cowboys of the Big 12 were 22-10 last year and advanced to the second round of the NCAA Tournament. BYU then hosts Division II Western Oregon on Dec. 10, followed by a date with USC on Dec. 13. The Trojans are back-to-back Pac-10 Tournament finalists and have been to the NCAA Tournament two of the past three years. They return all five starters and their top six scorers and nine players overall while adding three highly touted freshman recruits.

Big Sky Champion Weber State, 26-6 last year, comes to Provo on Dec. 20, and the Cougars go to Logan to face Big West Tournament Champion Utah State, 23-9 last season, on Dec. 23. Both instate schools qualified for the 2003 NCAA Tournament. After Christmas, BYU makes its second trip to the Bay Area to play Idaho State and either Wisconsin-Milwaukee (NCAA qualifier as Horizon League Champion at 24-8 last year) or host Santa Clara in the annual Cable Car Classic on Dec. 29-30.

The nonconference schedule concludes with the Cougars hosting St. Mary's of the West Coast Conference on Jan. 2 before taking a cross-country trip to face North Carolina State on Jan. 7. Coming off back-to-back appearances in the ACC title game and consecutive NCAA Tournament bids, the Wolfpack returns three starters and 10 lettermen from last year's 18-13 squad, including All-ACC First Team performer Julius Hodge. NC State was 13-3 at home last season.

BYU hosts 2003 MWC Tournament Champion Colorado State on Jan. 17 and Wyoming, a 2003 NIT participant, on Jan. 19 before playing at Air Force on Jan. 24 and at New Mexico on Jan. 26. The Cougars play at Utah on Jan. 31 in the first meeting between last season's regular-season co-champions.

"We look forward to what should be a very challenging schedule with more than half our games being against teams that qualified for postseason last year. We face some very talented teams during non-conference and every game is a battle during the Mountain West season. We have a chance to be very good this year. With this schedule, we certainly have the opportunity to see how good we can be."

— BYU head coach Steve Cleveland

After playing four of their six MWC games on the road in January, the Cougars will entertain four of six MWC guests in the Marriott Center in February. BYU hosts UNLV (Feb. 7) and San Diego State (Feb. 9), both 2003 NIT teams, before taking one of the toughest road trips of the year to Wyoming (Feb. 14) and Colorado State (Feb. 16). The Cougars completed a rare sweep of the Front Range swing last year on the way to sharing the regular-season MWC crown. Three of the final four league games will be in Provo as the Cougars host New Mexico (Feb. 21), Air Force (Feb. 23) and Utah (Mar. 1) before finishing on the road at UNLV (Mar. 6).

After four years in Las Vegas, the 2004 MWC Tournament will be played in Denver at the Pepsi Center, March 11-13. The MWC has sent six of eight teams to postseason play the past two seasons. Last year, BYU, Utah and Colorado State played in the NCAA Tournament while San Diego State, UNLV and Wyoming were invited to the NIT.

SOUTHERN UTAH

November 21; Provo, Utah, 7 p.m. MST

GENERAL INFO

Location: Cedar City, Utah
 Founded: 1897
 Enrollment: 6,200
 Nickname: Thunderbirds
 Colors: Scarlet and White
 Home Arena: The Centrum (5,300)
 Conference: Mid-Continent

Athletic Director: Tom Douple

BASKETBALL INFO

Head Coach: Bill Evans
 Alma Mater: SUU '72
 Best Time to Call: 10-2 Weekdays
 Office Phone: (435) 865-8063
 Overall Record (Years): 160-156 (11+ Years)
 Record at School (Years): Same
 Assistant Coaches: George Tuttle, Mark Rinehart

2002-2003

Overall Record: 11-17
 Conference Record/Finish: 5-9 (6th)
 Final Ranking/Post Season Finish: none

2003-2004

Letterman Returning/Lost: 4/7
 Starters Returning/Lost: 2/3

LEADING SCORER RETURNING

David Palmer (F, 6-7, Sr.) 11.5 ppg

LEADING REBOUNDER RETURNING

David Palmer (F, 6-7, Sr.) 4.5 rpg.

SERIES HISTORY

Series Record: BYU leads 6-0
 Last Meeting: Dec. 28, 2002 in Provo
 Result: BYU won 93-60

MEDIA RELATIONS

Basketball Contact: Neil Gardner
 Office: (435) 586-7753
 Home: (435) 586-1127
 E-mail: gardner@suu.edu
 Fax: (435) 865-8037
 Press Row: (435) 586-7858
 Web Site: www.suu.edu/athletics



HEAD COACH
Bill Evans

CALIFORNIA

November 26; Berkeley, Calif., 7 p.m. PST (SWP)

GENERAL INFO

Location: Berkeley, CA
 Founded: 1868
 Enrollment: 33,145
 Nickname: Golden Bears
 Colors: Blue & Gold
 Home Arena: Haas Pavilion (11,877)
 Conference: PAC-10

Athletic Director: Steve Gladstone

BASKETBALL INFO

Head Coach: Ben Braun
 Alma Mater: Wisconsin '75
 Best Time to Call: Contact SID
 Office Phone: (510) 642-0361
 Overall Record (Years): 473-314 (26 Years)
 Record at School (Years): 140-79 (7 Years)
 Assistant Coaches: Lorenzo Neely, Joe Pasternack, Louis Reynaud

2002-2003

Overall Record: 22-9
 Conference Record/Finish: 13-5/3rd
 Final Ranking/Post Season Finish: NCAA 2nd Round

2003-2004

Letterman Returning/Lost: 11/4
 Starters Returning/Lost: 3/2

LEADING SCORER RETURNING

Amit Tamir (C, 6-10, 260, Sr.) 14.9 ppg

LEADING REBOUNDER RETURNING

Amit Tamir (C, 6-10, 260, Sr.) 6.5 rpg

SERIES HISTORY

Series Record: California leads 5-4
 Last Meeting: Dec. 19, 1998 in Provo
 Result: California won 71-70

MEDIA RELATIONS

Basketball Contact: Herb Benenson
 Office: (510) 642-0515
 Home: (510) 482-6475
 E-mail: benenson@uclink.berkeley.edu
 Fax: (510) 643-7778
 Press Row: (510) 642-3098
 Web Site: www.CalBears.com



HEAD COACH
Ben Braun

2003-2004 SCHEDULE

11/21	at BYU	1/17	at IUPUI
11/25	Lewis & Clark College	1/22	at Western Illinois
11/28	Washington State	1/24	at Valparaiso
12/2	Weber State	1/29	UMKC
12/6	at Denver	2/5	Oakland
12/13	at Drake	2/7	IUPUI
12/18	Montana Tech	2/12	at Chicago State
12/20	at Long Beach State	2/14	at Centenary
12/22	at Stanford	2/19	Western Illinois
12/29	at Utah	2/21	Valparaiso
1/2	Denver	2/26	at UMKC
1/5	Oral Roberts	2/28	at Oral Roberts
1/8	Centenary	3/7-9	Mid Continent Conference Tournament
1/10	Chicago State		
1/15	at Oakland		

2003-2004 SCHEDULE

11/21	Cal Poly	1/22	USC
11/26	BYU	1/24	UCLA
11/29	at UNLV	1/29	at Oregon
12/3	UC Irvine	1/31	at Oregon State
12/6	at Colorado	2/5	Arizona
12/9	Wyoming	2/7	Arizona State
12/20	vs. St. Joseph's	2/14	Stanford
Office Depot Golden Bear Classic		2/19	at UCLA
12/27	Columbia	2/21	at USC
12/28	TBA	2/26	Oregon
1/2	Washington	2/28	Oregon State
1/4	Washington State	3/4	at Washington
1/8	at Arizona	3/6	at Washington State
1/10	at Arizona State	3/11-13	Pac-10 Tournament
1/17	at Stanford		

UTAH VALLEY STATE COLLEGE

November 29; Provo, Utah, 7 p.m. MST

GENERAL INFO

Location: Orem, Utah
 Founded: 1941
 Enrollment: 25,000
 Nickname: Wolverine
 Colors: Forrest Green, Gold and White
 Home Arena: McKay Center (8,500)
 Conference: Independent
 Athletic Director: Mike Jacobsen

BASKETBALL INFO

Head Coach: Dick Hunsaker
 Alma Mater: Weber State University '77
 Best Time to Call: Contact SID
 Office Phone: (801) 863-8670
 Overall DI Record (Years): 166-72 (8 years)
 Record at School (Years): 26-7 (1 year)
 Assistant Coaches: Curtis Condie, Sheldon Jones

2002-2003

Overall Record: 26-7
 Conference Record/Finish: 13-6
 Final Ranking/Post Season Finish: 2nd in Region

2003-2004

Letterman Returning/Lost: 4/9
 Starters Returning/Lost: 3/2

LEADING SCORER RETURNING

Ronnie Price (G, 6-1, 185, Jr.) 15.3 ppg

LEADING REBOUNDER RETURNING

Jon Bell (F, 6-6, 180, So.) 7.4 rpg

SERIES HISTORY

Series Record: First Meeting

MEDIA RELATIONS

Basketball Contact: Todd Fairbourne
 Office: (801) 863-8599
 E-mail: fairboto@uvsc.edu
 Fax: (801) 863-8813
 Press Row: (801) 319-4357
 Web Site: www.wolverinesports.net



HEAD COACH
Dick Hunsaker

BOISE STATE

December 2; Boise, Idaho, 7:30 p.m. MST (SWP)

GENERAL INFO

Location: Boise, Idaho
 Founded: 1932
 Enrollment: 18,447
 Nickname: Broncos
 Colors: Blue and Orange
 Home Arena: BSU Pavilion (12,380)
 Conference: Western Athletic Conference
 Athletic Director: Gene Bleymaier

BASKETBALL INFO

Head Coach: Greg Graham
 Alma Mater: Oregon (1978)
 Best Time to Call: Mornings
 Office Phone: (208) 426-1952
 Overall Record (Years): 31-21
 Record at School (Years): 13-16
 Assistant Coaches: Tim Cleary, Julious Coleman, Andy McClouskey

2002-2003

Overall Record: 13-16
 Conference Record/Finish: 7-11 (8th)
 Final Ranking/Post Season Finish: N/A

2003-2004

Letterman Returning/Lost: 6/6
 Starters Returning/Lost: 5/0

LEADING SCORER RETURNING

Aaron Haynes (F, 6-7, 180, Sr.) 14.7 ppg

LEADING REBOUNDER RETURNING

Jason Ellis (F, 6-7, 216, Jr.) 7.8 rpg

SERIES HISTORY

Series Record: BYU leads 5-2
 Last Meeting: Dec. 21, 2000 in Laie, Hawaii
 Result: BYU won 83-67

MEDIA RELATIONS

Basketball Contact: Todd Miles
 Office: (208) 426-3868
 Home: (208) 383-9617
 E-mail: tmiles@boisestate.edu
 Fax: (208) 426-1778
 Press Row: (208) 426-1503
 Web Site: www.broncosports.com



HEAD COACH
Greg Graham

2003-2004 SCHEDULE

11/13	at Idaho State	1/17	at Northern Colorado
11/21	Kennesaw State	1/22	at Warren Wilson College
11/24	at Boise State	1/24	at Southern Virginia
11/29	at BYU	1/30	at Southern College-Phoenix
12/3	Montana State	2/6	Johnson and Wales-Denver
12/6	at Cleveland State	2/7	at Robert Morris
12/10	at Bethany College	2/9	at Indiana University-NW
12/12	at California-Santa Cruz	2/16	Indiana University-Northwest
12/16	Adams State College	2/21	at Longwood University
12/20	Montana Tech	2/24	at Western New Mexico
12/27	Montana-Western	2/28	Northern Colorado
12/31	Texas A&M International	3/4-5	National Provisional
1/2	Life Pacific College		Post-Season Tournament
1/3	Eugene College		
1/15	at Johnson and Wales-Denver		

2003-2004 SCHEDULE

11/21	at Portland	1/22	at San Jose State
11/24	Utah Valley State	1/24	at Hawaii
11/29	Eastern Oregon	1/29	Louisiana Tech
12/2	BYU	1/31	SMU
12/6	at Idaho	2/5	Tulsa
12/10	at Idaho State	2/7	Rice
12/13	Idaho	2/12	at Nevada
12/16	Portland State	2/14	at Fresno State
12/20	at Oregon State	2/18	Hawaii
12/28	Portland	2/21	San Jose State
1/3	at UTEP	2/26	at SMU
1/8	at Rice	2/28	at Louisiana Tech
1/10	at Tulsa	3/6	UTEP
1/15	Fresno State	3/9-13	WAC Tournament
1/17	Nevada		

OKLAHOMA STATE

December 6; Salt Lake City, Delta Center, 4 p.m. MST

GENERAL INFO

Location: Stillwater, OK
 Founded: 1890
 Enrollment: 31,000
 Nickname: Cowboys
 Colors: Orange and Black
 Home Arena: Gallagher-Iba Arena (13,611)
 Conference: Big 12

Athletic Director: Dr. Harry Birdwell

BASKETBALL INFO

Head Coach: Eddie Sutton
 Alma Mater: Oklahoma State, '58
 Best Time to Call: Contact SID
 Office Phone: (405) 744-5845
 Overall Record (Years): 724-288 (33 years)
 Record at School (Years): 294-124 (13 years)
 Assistant Coaches: Sean Sutton, Glynn Cyprien, James Dickey

2002-2003

Overall Record: 22-10
 Conference Record/Finish: 10-6/4th
 Final Ranking/Post Season Finish: 24th ESPN/USA Today / NCAA Second Round

2003-2004

Letterman Returning/Lost: 6/6
 Starters Returning/Lost: 2/3
LEADING SCORER RETURNING
 Tony Allen (G, 6-4, Sr.) 14.4 ppg

LEADING REBOUNDER RETURNING
 Ivan McFarlin (F, 6-8, Sr.) 7.8 rpg

SERIES HISTORY

Series Record: Series tied 3-3
 Last Meeting: Jan. 4, 2003 in Oklahoma City at All-College Classic
 Result: Oklahoma State won 65-78

MEDIA RELATIONS

Basketball Contact: Mike Noteware
 Office: (405) 744-7714
 Home:(405) 372-4846
 E-mail: michaen@okstate.edu
 Fax: (405) 744-7754
 Press Row: (405) 744-5757
 Web Site: www.okstate.com



HEAD COACH
Eddie Sutton

WESTERN OREGON

December 10; Provo, Utah, 7 p.m. MST

GENERAL INFO

Location: Monmouth, Oregon
 Founded: 1856
 Enrollment: 5,030
 Nickname: Wolves
 Colors: Crimson Red and White
 Home Arena: Physical Education Building (2,473)
 Conference: Great Northwest Athletic Conference

Athletic Director: Jon Carey

BASKETBALL INFO

Head Coach: Tim Hills
 Alma Mater: Western Baptist '68
 Best Time to Call: Contact SID
 Office Phone: (503) 838-8919
 Overall Record (Years): 394-360 (24th)
 Record at School (Years): 15-12 (1)
 Assistant Coaches: Craig Stanger

2002-2003

Overall Record: 15-12
 Conference Record/Finish: 8-10 (8th)
 Final Ranking/Post Season Finish: None

2003-2004

Letterman Returning/Lost: 6/6
 Starters Returning/Lost: 4/1
LEADING SCORER RETURNING
 Sean Kelly (F, 6-5, Sr.) 22.8 ppg

LEADING REBOUNDER RETURNING
 Sean Kelly (F, 6-5, Sr.) 7.0 rpg

SERIES HISTORY

First Meeting

MEDIA RELATIONS

Basketball Contact: Russ Blunck
 Office: (503) 838-8160
 Home: (503) 838-8164
 E-mail: blunckr@wou.edu
 Fax: (503) 838-8164
 Press Row: (503) 838-8922
 Web Site: www.wouwolves.com



HEAD COACH
Tim Hills

2003-2004 SCHEDULE

11/21	Northwestern State	1/24	at Texas
11/26	vs. Colorado State	1/31	Texas Tech
11/29	Pepperdine	2/3	at Texas A&M
12/3	Texas-San Antonio	2/7	at Iowa State
12/6	vs. BYU	2/9	Kansas
12/16	Southeastern Okla. State	2/14	Baylor
12/20	at Arkansas	2/16	at Oklahoma
12/22	Texas-Pan American	2/21	Nebraska
12/30	Samford	2/24	at Missouri
1/3	vs. SMU	2/28	at Baylor
1/6	Texas A&M-Corpus Christi	3/1	Texas
1/10	at Texas Tech	3/6	Texas A&M
1/14	Oklahoma	3/11-14	Big 12 Tournament
1/17	at Kansas State		
1/21	Colorado		

2003-2004 SCHEDULE

11/21	vs. St. Cloud State	1/24	at Humboldt State
11/22	vs. Minnesota Crookston	1/29	at Seattle
11/28	vs. Oregon Tech	1/31	at Northwest Nazarene
11/29	at Southern Oregon	2/5	Western Washington
12/4	Central Washington	2/7	Seattle Pacific
12/6	Saint Martin's	2/12	at Alaska Anchorage
12/10	at BYU	2/14	at Alaska Fairbanks
12/16	Montana St.-Billings	2/21	Humboldt State
12/29	Southern Oregon	2/26	Northwest Nazarene
12/30	Florida Southern	2/28	Seattle
1/3	at Montana St.-Billings	3/4	at Saint Martin's
1/8	at Seattle Pacific	3/6	at Central Washington
1/10	at Western Washington	3/12-15	NCAA Division II
1/15	Alaska Fairbanks		West Region
1/17	Alaska Anchorage		

USC

December 13; Provo, Utah, 7 p.m. MST

GENERAL INFO

Location: Los Angeles
 Founded: 1880
 Enrollment: 30,000
 Nickname: Trojans
 Colors: Cardinal & Gold
 Home Arena: Los Angeles Sports Arena (16,161)
 Conference: Pac-10
 Athletic Director: Michael Garrett

BASKETBALL INFO

Head Coach: Henry Bibby
 Alma Mater: UCLA '72
 Best Time to Call: Contact SID
 Office Phone: (213) 740-8480
 Overall Record (Years): 119-94 (7 Years)
 Record at School (Years): Same
 Assistant Coaches: Marvin Menzies, Eric Brown, Mike Johnson

2002-2003

Overall Record: 13-17
 Conference Record/Finish: 6-12 (6th)
 Final Ranking/Post Season Finish: None

2003-2004

Letterman Returning/Lost: 8/4
 Starters Returning/Lost: 5/0
LEADING SCORER RETURNING
 Desmon Farmer (G, 6-5, Sr.) 18.7 ppg
LEADING REBOUNDER RETURNING

Errick Craven (G, Jr. 6-2) 5.3 rpg.

SERIES HISTORY

Series Record: USC leads 4-2
 Last Meeting: Dec. 23, 2000 in Laie, Hawaii
 Result: USC won 70-67

MEDIA RELATIONS

Basketball Contact: Paul Goldberg
 Office: (213) 740-3815
 Home: (310) 475-6841
 E-mail: pgoldber@usc.edu
 Fax: (213) 740-7584
 Press Row: (213) 741-1341
 Web Site: www.usctrojans.com



HEAD COACH
Henry Bibby

WEBER STATE

December 20; Provo, Utah, 7 p.m. MST (SWP)

GENERAL INFO

Location: Ogden, Utah
 Founded: 1882
 Enrollment: 18,000
 Nickname: Wildcats
 Colors: Royal Purple and White
 Home Arena: Dee Events Center (12,000)
 Conference: Big Sky
 Athletic Director: John Johnson

BASKETBALL INFO

Head Coach: Joe Cravens
 Alma Mater: Texas-Arlington '77
 Best Time to Call: 9-11 a.m.
 Office Phone: (801) 626-7292
 Overall Record (Years): 132-93 (8 years)
 Record at School (Years): 77-41 (4 years)
 Assistant Coaches: Kirk Earlywine, John Stroia, Andy Jensen

2002-2003

Overall Record: 26-6
 Conference Record/Finish: 14-0 (1st)
 Final Ranking/Post Season Finish: 74-81 loss to Wisconsin (NCAA 1st Rnd.)

2003-2004

Letterman Returning/Lost: 5/6
 Starters Returning/Lost: 3/2
LEADING SCORER RETURNING
 Slobodan Ocoolkjic (F, 6-8, Sr.) 15.3 Ppg


LEADING REBOUNDER RETURNING
 Slobodan Ocoolkjic (F, 6-8, Sr.) 8.4 Rpg.

SERIES HISTORY

Series Record: BYU leads 18-10
 Last Meeting: January 8, 2003 in Ogden
 Result: Weber State won 75-69

MEDIA RELATIONS

Basketball Contact: Brad Larsen
 Office: (801) 626-6010
 Home: (801) 776-5376
 E-mail: blarsen@weber.edu
 Fax: (801) 626-6490
 Press Row: (801)-626-6588
 Web Site: www.weber.edu/athletics



HEAD COACH
Joe Cravens

2003-2004 SCHEDULE

11/21 at Western Michigan	1/22 at California
11/30 Cal State Northridge	1/24 at Stanford
12/3 UNLV	1/28 at UCLA
12/6 at Saint Mary's	2/5 Washington
12/9 Cal State Fullerton	2/7 Washington State
12/13 at BYU	2/12 at Arizona
12/19 at Fresno State	2/14 at Arizona State
12/22 Cal Poly	2/19 Stanford
12/28 Lafayette	2/21 California
1/2 Oregon	2/25 UCLA
1/4 Oregon State	3/4 at Oregon
1/8 at Washington	3/6 at Oregon State
1/10 at Washington State	3/11-13 Pac-10 Tournament
1/15 Arizona	
1/17 Arizona State	

2003-2004 SCHEDULE

11/21 Albertson College	1/24 Sacramento State
11/25 Utah State	1/29 at Portland State
11/28 Warner Pacific	1/31 at Eastern Washington
12/2 at Southern Utah	2/7 Idaho State
12/5-6 at Price Cutter Classic	2/12 Montana
12/13 at Nevada	2/14 Montana State
12/16 University of Portland	2/19 at Sacramento State
12/20 at BYU	2/21 at Northern Arizona
12/22 Winthrop University	2/26 Eastern Washington
12/29-30 Oneida Bingo & Casino Classic	2/28 Portland State
1/3 Utah	3/6 Big Sky Quarterfinals
1/10 at Idaho State	3/9-10 Big Sky Tournament
1/15 at Montana State	
1/17 at Montana	
1/22 Northern Arizona	

UTAH STATE

December 23; Logan, Utah, 8 p.m. MST (KJZZ)

GENERAL INFO

Location: Logan, UT
 Founded: 1888
 Enrollment: 21, 490
 Nickname: Aggies
 Colors: Blue and White
 Home Arena: Dee Glen Smith Spectrum (10,270)
 Conference: Big West
 Athletic Director: Rance Pugmire

BASKETBALL INFO

Head Coach: Stew Morrill
 Alma Mater: Gonzaga '74
 Best Time to Call: Call SID
 Office Phone: (435) 797-2060
 Overall Record (Years): 336-180
 Record at School (Years): 118-42
 Assistant Coaches: Randy Rahe, Don Verlin, Tim Duryea



HEAD COACH
Stew Morrill

2002-2003

Over all Record: 24-9
 Conference Record/Finish: 12-6 (3rd)
 Final Ranking/Post Season Finish: Lost to #6 Kansas in first round

2003-2004

Letterman Returning/Lost: 7/6
 Starters Returning/Lost: 3/2
LEADING SCORER RETURNING
 Spencer Nelson (F, 6-8, 225, Jr.) 10.2 ppg
LEADING REBOUNDER RETURNING
 Spencer Nelson (F, 6-8, 225, Jr.) 7.4 rpg

SERIES HISTORY

Series Record: 133-86
 Last Meeting: December 14, 2002 in Provo
 Result: BYU won 66-56

MEDIA RELATIONS

Basketball Contact: Doug Hoffman
 Office: (435) 797-3714
 Home: (435) 787-1638
 E-mail: Doug.Hoffman@usu.edu
 Fax: (435) 797-2615
 Press Row: (435) 797-1686
 Web Site: www.UtahStateAggies.Com

2003-2004 SCHEDULE

11/21	Fort Lewis	1/24	at UC Riverside
11/25	at Weber State	1/29	UC Irvine
11/29	Illinois State	1/31	Long Beach State
12/3	at Utah	2/5	Cal Poly
12/13	at Idaho State	2/7	UC Santa Barbara
12/18	Jackson State	2/12	at Cal State Northridge
12/23	BYU	2/14	at Pacific
12/29	San Francisco	2/19	UC Riverside
12/30	Gossner Foods Classic	2/21	Cal State Fullerton
1/3	Idaho	2/26	at Long Beach State
1/8	at UC Santa Barbara	2/28	at UC Irvine
1/10	at Cal Poly	3/5	at Idaho
1/15	Pacific	3/10-13	Big West Tournament
1/17	Cal State Northridge		
1/22	at Cal State Fullerton		

IDAHO STATE

December 29; Santa Clara, Calif., 8 p.m. PST
 2003 Cable Car Classic, Leavey Center (4,500)

GENERAL INFO

Location: Pocatello, Idaho
 Founded: 1901
 Enrollment: 13,663
 Nickname: Bengals
 Colors: Black and Orange
 Home Arena: Reed Gym (3,040)
 Conference: Big Sky
 Athletic Director: Jim Senter

BASKETBALL INFO

Head Coach: Doug Oliver
 Alma Mater: San Jose State/1973
 Best Time to Call: Mornings
 Office Phone: (208) 282-4492
 Overall Record (Years): 53-84 Four years
 Record at School (Years): 53-84
 Assistant Coaches: Jay McMillin, Louis Wilson

2002-2003

Over all Record: 15-14
 Conference Record/Finish: 7-7 (3rd)
 Final Ranking/Post Season Finish: None

2003-2004

Letterman Returning/Lost: 5/6
 Starters Returning/Lost: 3/3
LEADING SCORER RETURNING
 Scott Henry (F, 6-7, Sr.) 11.7 ppg
LEADING REBOUNDER RETURNING
 Scott Henry (F, 6-7, Sr.) 8.2 rpg

SERIES HISTORY

Series Record: leads 27-6
 Last Meeting: January 1, 2003 in Provo
 Result: BYU won 77-58

MEDIA RELATIONS

Basketball Contact: Frank Mercogliano
 Office: (208) 282-2621
 Home: (208) 234-0755
 E-mail: mercfran@isu.edu
 Fax: (208) 282-3659
 Press Row: (208) 282-5572
 Web Site: www.isubengals.com



HEAD COACH
Doug Oliver

2003-2004 SCHEDULE

11/21	vs. Rice	1/22	Sacramento State
11/22-23	Top of the World Classic	1/24	Northern Arizona
12/2	at Tennessee Tech	1/29	at Eastern Washington
12/5	vs. Arkansas-Little Rock	1/31	at Portland State
12/6	vs. Iowa St./IPFW	2/2	at Idaho
12/10	Boise State	2/7	at Weber State
12/13	Utah State	2/12	Montana State
12/19-20	Adidas Festival at Hawaii	2/14	Montana
12/29	vs. BYU	2/19	at Northern Arizona
12/30	vs. Cable Car Classic	2/21	at Sacramento State
1/3	Rocky Mountain	2/26	Portland State
1/6	Montana-Western	2/28	Eastern Washington
1/10	Weber State	3/6-10	Big Sky Tournament
1/15	at Montana		
1/17	at Montana State		

WISCONSIN-MILWAUKEE

December 30; Santa Clara, Calif., TBA
2003 Cable Car Classic, Leavey Center (4,500)

GENERAL INFO

Location: Milwaukee, WI
Founded: 1885
Enrollment: 25,059
Nickname: Panthers
Colors: Black and Gold
Home Arena: U.S. Cellular Arena (11,000)
Conference: Horizon League
Athletic Director: Bud Haidet

BASKETBALL INFO

Head Coach: Bruce Pearl
Alma Mater: Boston College, '82
Best Time to Call: Contact SID
Office Phone: (414) 229-5151
Overall Record (Years): 271-67 (12 years)
Record at School (Years): 40-21 (3rd year)
Assistant Coaches: Tony Jones, Ken Johnson, Jason Shay

2002-2003

Overall Record: 24-8
Conference Record/Finish: 13-3 (2nd)
Final Ranking/Post Season Finish: 70-69 Loss to Notre Dame (NCAA 1st Round)

2003-2004

Letterman Returning/Lost: 11/7
Starters Returning/Lost: 2/3

LEADING SCORER RETURNING

Daylan Page (F/C, 6-8 Sr.) 17.7 ppg

LEADING REBOUNDER RETURNING

Daylan Page (F/C, 6-8 Sr.) 4.9 rpg

SERIES HISTORY

Series Record: BYU leads, 1-0
Last Meeting: Dec. 9, 1972 in Provo
Result: BYU won 101-83

MEDIA RELATIONS

Basketball Contact: Kevin O'Connor
Office: (414) 229-5674
Home: (414) 961-0814
E-mail: kjoc@uwm.edu
Fax: (414) 229-6759
Press Row: (414) 229-6276
Web Site: www.uwpanthers.com



HEAD COACH
Bruce Pearl

SANTA CLARA

December 30; Santa Clara, Calif., TBA
2003 Cable Car Classic, Leavey Center (4,500)

GENERAL INFO

Location: Santa Clara, Calif.
Founded: 1851
Enrollment: 8,060
Nickname: Broncos
Colors: Red & White
Home Arena: Leavey Center (4,500)
Conference: West Coast Conference
Athletic Director: Cheryl Levick

BASKETBALL INFO

Head Coach: Dick Davey
Alma Mater: Pacific '64
Best Time to Call: Contact SID
Office Phone: (408) 554-4019
Overall Record (Years): 186-132 (11 Years)
Record at School (Years): Same
Assistant Coaches: Steve Seandel, Sam Scullini, Lloyd Pierce

2002-2003

Overall Record: 13-15
Conference Record/Finish: 4-10 (6th)
Final Ranking/Post Season Finish: none

2003-2004

Letterman Returning/Lost: 10/3
Starters Returning/Lost: 3/2

LEADING SCORER RETURNING

Kyle Bailey (G, 6-2, Jr.) 12.2 ppg.

LEADING REBOUNDER RETURNING


Jim Howell (C, 6-8, Sr.) 6.2 rpg.

SERIES HISTORY

Series Record: BYU leads 13-5
Last Meeting: Dec. 30, 1994 at Cable Car Classic in San Jose
Result: BYU won 76-55

MEDIA RELATIONS

Basketball Contact: Richard Kilwien or David Wahlstrom
Office: (408) 554-4661
Home: (408) 615-7991
E-mail: rkilwien@scu.edu
Fax: (408) 554-6942
Press Row: (408) 554-4655
Web Site: www.SantaClaraBroncos.com



HEAD COACH
Dick Davey

2003-2004 SCHEDULE

11/22	Montana	1/15	Youngstown State
11/25	Concordia-St. Paul	1/17	at UW-Green Bay
11/29	Southern Illinois	1/19	at Butler
12/3	at Prairie View	1/22	at Cleveland State
12/7	at N.C. State	1/24	at Detroit
12/10	at Valparaiso	1/27	at Wright State
12/13	at Wisconsin	1/31	UW-Green Bay
12/23	UIC	2/5	at UIC
	Cable Car Classic	2/7	Wright State
12/29	vs. Santa Clara	2/12	Loyola
12/30	vs. BYU/Idaho State	2/14	at Youngstown State
1/2	at Air Force	2/21	ESPN Bracket Buster Saturday
1/5	Detroit	2/28	Cleveland State
1/8	Butler	3/2-9	Horizon League Tourn.
1/10	at Loyola		

2003-2004 SCHEDULE

11/24-26	Maui Invitational	1/9	San Francisco
11/24	vs. Hawai'i	1/15	Pepperdine
11/25	vs. Villanova/ Chaminade	1/17	Loyola Marymount
11/26	TBA	1/22	at Saint Mary's
11/29	Fresno State	1/24	at San Francisco
12/1	Holy Names College	1/29	Portland
12/3	at San Jose State	1/31	Gonzaga
12/6	at Montana State	2/5	San Diego
12/13	Pacific	2/7	at San Diego
12/15	at Eastern Washington	2/12	at Loyola Marymount
12/17	at Oregon	2/14	at Pepperdine
12/20	Mississippi State	2/21	Saint Mary's
12/22	UMBC	2/26	at Portland
12/29	Wisc.-Milwaukee	2/28	at Gonzaga
12/30	BYU/Idaho State	3/5-8	WCC Championships
1/3	Eastern Washington		

SAINT MARY'S

January 2; Provo, Utah, 7 p.m. MST (SWP)

GENERAL INFO

Location: Moraga, Calif.
 Founded: 1863
 Enrollment: 2,500
 Nickname: Gaels
 Colors: Navy Blue and Red
 Home Arena: McKeon Pavilion (3,500)
 Conference: West Coast Conference
 Athletic Director: Carl R. Clapp

BASKETBALL INFO

Head Coach: Randy Bennett
 Alma Mater: UC San Diego, '86
 Best Time to Call: Contact SID
 Office Phone: (925) 631-4388
 Overall Record (Years): 24-35 (3 years)
 Record at School (Years): same
 Assistant Coaches: Kyle Smith, Lamont Smith, Dan Shell

2002-2003

Overall Record: 15-15
 Conference Record/Finish: 6-8 (5th)
 Final Ranking/Post Season Finish: none

2003-2004

Letterman Returning/Lost: 8/5
 Starters Returning/Lost: 3/2
LEADING SCORER RETURNING
 Daniel Kickert (F, 6-10, So.) 12.7 ppg

LEADING REBOUNDER RETURNING

Chase Poole (F, 6-8, Sr.) 6.0 rpg

SERIES HISTORY

Series Record: BYU leads 6-1
 Last Meeting: Dec. 10, 1988 at Cougar Classic in Provo
 Result: Saint Mary's won 70-69

MEDIA RELATIONS

Basketball Contact: Rich Davi
 Office: (925) 631-4402
 Home: (925) 457-6259
 E-mail: rdavi@stmarys-ca.edu
 Fax: (925) 631-4405
 Press Row: (925) 376-3906
 Web Site: www.SMCGaels.com



HEAD COACH
Randy Bennett

NORTH CAROLINA STATE

January 7; Raleigh, N.C., 8 p.m. EST (ESPN2)

GENERAL INFO

Location: Raleigh NC
 Founded: 1187
 Enrollment: 29,637
 Nickname: Wolfpack
 Colors: Red and White
 Home Arena: RBC Center (19,722)
 Conference: Atlantic Coast Conference
 Athletic Director: Lee Fowler

BASKETBALL INFO

Head Coach: Herb Sendek
 Alma Mater: Carnegie Mellon '85
 Best Time to Call: Contact SID
 Office Phone: 919 515-2104
 Overall Record (Years): 190-124 (10 Years)
 Record at School (Years): 127-98 (7 Years)
 Assistant Coaches: Larry Harris, Mark Phelps, Larry Hunter

2002-2003

Over all Record: 18-13
 Conference Record/Finish: 9-7 (4th)
 Final Ranking/Post Season Finish: None

2003-2004

Letterman Returning/Lost: 8/2
 Starters Returning/Lost: 3/2
LEADING SCORER RETURNING
 Julius Hodge (F/G, 6-6, Jr.) 17.7 Ppg.

LEADING REBOUNDER RETURNING

Julius Hodge (F/G, 6-6, Jr.) 6.1 Rpg.

SERIES HISTORY

Series Record: North Carolina State leads 2-0
 Last Meeting: Dec. 21, 1955 in Raleigh
 Result: North Carolina State won 81-95

MEDIA RELATIONS

Basketball Contact: Annabelle Vaughn
 Office: 919 515-2102
 Home: 919 858-9763
 E-mail: Annabelle_vaughan@ncsu.edu
 Fax: 919 515-2898
 Press Row: 919 861-6190
 Web Site: www.gopack.com



HEAD COACH
Herb Sendek

2003-2004 SCHEDULE

11/21 vs. Binghamton	1/15 at Portland
11/22 Top of the World Classic	1/17 at Gonzaga
11/23 Top of the World Classic	1/22 Santa Clara
11/29 vs. SE Missouri State	1/24 San Diego
11/30 vs. Montana/UCSB	1/29 at Pepperdine
12/3 Notre Dame de Damur.	1/31 at Loyola Marymount
12/6 USC	2/5 San Francisco
12/11 at Sacramento State	2/7 at San Francisco
12/14 UC Santa Cruz	2/12 Portland
12/17 at Arizona	2/14 Gonzaga
12/22 at UC Riverside	2/18 at San Diego
12/28 Saint Peter's	2/21 at Santa Clara
12/29 Championship TBA	2/26 Loyola Marymount
1/2 at BYU	2/28 Pepperdine
1/6 San Diego State	3/5-8 WCC Tournament

2003-2004 SCHEDULE

11/21 UNC-Asheville	1/24 Georgia Tech
11/25 Howard	1/28 at North Carolina
11/28 Florida A&M	2/1 at Maryland
12/2 vs. Michigan	2/4 Wake Forest
	2/7 at Virginia
12/7 ACC/Big Ten Challenge	2/10 Florida State
12/13 UW-Milwaukee	2/15 Duke
12/13 vs. Hartford	2/18 at Clemson
12/20 at South Carolina	2/22 Washington
12/28 Virginia	2/25 at Georgia Tech
1/3 UNC Wilmington	2/29 North Carolina
1/7 BYU	3/3 Maryland
1/11 at Florida State	3/6 at Wake Forest
1/15 at Duke	3/11-14 ACC Tournament
1/17 Clemson	
1/20 at Boston College	

SAN DIEGO STATE

January 12: San Diego, 7 p.m. PST (SWP, ESPN Full Court)
February 9; Provo, 10 p.m. MST (ESPN)

GENERAL INFO

Location: San Diego, CA
Founded: 1897
Enrollment: 33,400
Nickname: Aztecs
Colors: Scarlet and Black
Home Arena: Cox Arena (12,414)
Conference: Mountain West
Athletic Director: Gene Bartow

BASKETBALL INFO

Head Coach: Steve Fisher
Alma Mater: Illinois State 1967
Best Time to Call: Contact SID
Office Phone: (619) 594-6249
Overall Record (Years): 240-145 (12 years)
Record at School (Years): 56-63 (4 years)
Assistant Coaches: Brain Dutcher, Gregg Gottlieb

2002-2003

Overall Record: 16-14
Conference Record/Finish: 6-8 (5th)
Final Ranking/Post Season Finish: Lost in second round of NIT Tournament

2003-2004

Letterman Returning/Lost: 8/5
Starters Returning/Lost: 1/4

LEADING SCORER RETURNING

Aerick Sanders (F, 6-9, Sr.) 6.1 ppg

LEADING REBOUNDER RETURNING

Aerick Sanders (F, 6-9, Sr.) 7.6 rpg

SERIES HISTORY

Series Record: BYU leads 36-15
Last Meeting: Feb. 17, 2003 in Provo
Result: BYU won 66-64

MEDIA RELATIONS

Basketball Contact: Mike May
Office: (619) 594-5547
Home: (619) 644-1767
E-mail: mmay@mail.sdsu.edu
Fax: (619) 582-6541
Press Row: (619) 265-5853
Web Site: www.goaztecs.com



HEAD COACH
Steve Fisher

COLORADO STATE

January 17; Provo, 7 p.m. MST (SWP, ESPN Full Court)
February 16; Fort Collins, 10 p.m. (ESPN)

GENERAL INFO

Location: Fort Collins, Colo.
Founded: 1870
Enrollment: 25,024
Nickname: Rams
Colors: Green and Gold
Home Arena: Moby Arena (8,745)
Conference: Mountain West
Athletic Director: Mark Driscoll

BASKETBALL INFO

Head Coach: Dale Layer
Alma Mater: Eckerd College (1980)
Best Time to Call: Mornings
Office Phone: (970) 491-6263
Overall Record (Years): 213-132 (12 years)
Record at School (Years): 46-45 (three years)
Assistant Coaches: Pat Eberhart, Bill Peterson, Buzz Williams

2002-2003

Overall Record: 19-14
Conference Record/Finish: 5-9 (6th)
Post Season Finish: Lost in first round of NCAA tournament to Duke 57-67

2003-2004

Letterman Returning/Lost: 8/4
Starters Returning/Lost: 3/2

LEADING SCORER RETURNING

Matt Nelson (C, 7-0, 255, Jr.) 16.9 ppg

LEADING REBOUNDER RETURNING

Matt Nelson (C, 7-0, 255, Jr.) 5.6 rpg

SERIES HISTORY

Series Record: BYU leads 75-44
Last Meeting: March 14, 2003 at MWC Tournament in Las Vegas
Result: BYU lost 86-80 in OT

MEDIA RELATIONS

Basketball Contact: Gary Ozzello
Office: (970) 491-5067
Home: (970) 222-3361
E-mail: ramsid@lamar.colostate.edu
Fax: (970) 491-1348
Press Row: (970) 491-3981
Web Site: www.csurams.com



HEAD COACH
Dale Layer

2003-2004 SCHEDULE

11/21	Long Beach State	1/17	UNLV
11/24	vs. Ohio State- Maui Invite	1/24	at Colorado State
11/25-26	vs. TBA- Maui Invitational	1/26	at Wyoming
11/30	Troy State	1/31	Air Force
12/3	at San Diego	2/2	New Mexico
12/6	UC San Diego	2/7	at Utah
12/13	at Texas Tech	2/9	at BYU
12/18	Cal Poly	2/17	at UNLV
12/20	Eastern Washington	2/21	Wyoming
12/22	at Arizona	2/23	Colorado State
12/27	Washington	2/28	at New Mexico
12/31	Portland	3/1	at Air Force
1/3	Iowa State	3/6	Utah
1/6	at Saint Mary's	2/11-13	MWC Championships
1/12	BYU		

2003-2004 SCHEDULE

11/22	BYU-Hawaii	1/19	at Utah
11/26	vs. Oklahoma St. (Tulsa)	1/24	San Diego State
11/29	at Drake	1/26	UNLV
12/1	at Auburn	1/31	Wyoming
12/4	Texas Southern	2/7	at New Mexico
12/6	Gardner-Webb	2/9	at Air Force
12/10	Colorado	2/14	Utah
12/13	at Denver	2/16	BYU
12/20	at Stetson	2/21	at UNLV
12/22	at South Florida	2/23	at San Diego State
12/30	Purdue	2/28	at Wyoming
1/3	Pepperdine	3/6	New Mexico
1/5	at Montana State	3/11-13	MWC Tournament
1/12	Air Force		
1/17	at BYU		

WYOMING

January 19; Provo, 8:30 p.m. MST (SWP, ESPN Full Court)
February 14; Laramie, 1 p.m. MST (ESPN+, ESPN Full Court)

GENERAL INFO

Location: Laramie, Wyo.
Founded: 1886
Enrollment: 12,402
Nickname: Cowboys, Pokes
Colors: Brown and Gold
Home Arena: Arena-Auditorium (15,028)
Conference: Mountain West
Athletic Director: Gary Barta

BASKETBALL INFO

Head Coach: Steve McClain
Alma Mater: Chardon State '84
Best Time to Call: Contact SID
Office Phone: (307) 766-5114
Overall Record (Years): 100-52 (5 years)
Record at School (Years): 100-52 (5 years)
Assistant Coaches: Leroy Washington, John Adams, Silvey Dominguez

2002-2003

Overall Record: 21-11
Conference Record/Finish: 8-6 (3rd in MWC)
Final Ranking/Post Season Finish: Lost to North Carolina in second round of NIT

2003-2004

Letterman Returning/Lost: 8/4
Starters Returning/Lost: 3/2

LEADING SCORER RETURNING

Jay Straight (G, 5-11, Jr.) 10.5 ppg

LEADING REBOUNDER RETURNING

Joe Ries (F, 6-8, Sr.) 4.2 rpg

SERIES HISTORY

Series Record: BYU leads 89-67
Last Meeting: March 6, 2003 in Provo
Result: BYU won 69-50

MEDIA RELATIONS

Basketball Contact: Kevin M. McKinney
Office: (307) 766-2256
Home: (307) 742-3181
E-mail: kevinm@uwyo.edu
Fax: (307) 766-2346
Press Row: (307) 766-2222
Web Site: www.wyomingathletics.com



HEAD COACH
Steve McClain

AIR FORCE

January 24; USAFA, Colo., 4 p.m. MST (SWP, ESPN Full Court)
February 23; Provo, 8:30 p.m. MST (SWP, ESPN Full Court)

GENERAL INFO

Location: USAF Academy, Colorado
Founded: 1954
Enrollment: 4,000
Nickname: Falcons
Colors: Blue and Silver
Home Arena: Clune Arena (5,939)
Conference: Mountain West
Athletic Director: Col. Randall Spetman

BASKETBALL INFO

Head Coach: Joe Scott
Alma Mater: Princeton University 1987
Best Time to Call: Contact SID
Office Phone: (719) 333-3039
Overall Record (Years): 29-56 -Three years
Record at School (Years): 29-56
Assistant Coaches: Chris Mooney, Mike McKee, Larry Mangino, Maj. Jon Jordan

2002-2003

Overall Record: 12-16
Conference Record/Finish: 3-11/8th
Final Ranking/Post Season Finish: N/A

2003-2004

Letterman Returning/Lost: 8/7
Starters Returning/Lost: 3/2

LEADING SCORER RETURNING

Tim Keller (G, 6-3, Jr) 14.8 ppg.

LEADING REBOUNDER RETURNING

A.J. Kuhle (G/F, 6-5, Sr.) 3.0 rpg.

SERIES HISTORY

Series Record: BYU leads 42-8
Last Meeting: March 1, 2003 at USAFA
Result: BYU won 56-43

MEDIA RELATIONS

Basketball Contact: Jerry Cross
Office: (719) 333-3950
Home: (719) 473-8704
E-mail: jerry.cross@usafa.af.mil
Fax: (719) 333-3798
Press Row: (719) 333-6467
Web Site: www.airforcesports.com



HEAD COACH
Joe Scott

2003-2004 SCHEDULE

11/22	Southern Illinois	1/19	at BYU
11/25	Norfolk State	1/24	UNLV
11/29	Middle Tennessee State	1/26	San Diego State
12/3	at Kansas State	1/31	at Colorado State
12/6	Washington	2/7	at Air Force
12/9	at California	2/9	at New Mexico
12/13	vs. Montana St.	2/14	BYU
12/17	Tennessee State	2/16	Utah
12/20	Winthrop	2/21	at San Diego State
12/22	Creighton	2/23	at UNLV
1/3	Dayton	2/28	Colorado State
1/6	at Denver	3/6	Air Force
1/8	at Middle Tennessee State	3/11-13	MWC Tournament
1/12	New Mexico		
1/17	at Utah		

2003-2004 SCHEDULE

11/22	Arkansas-Pine Bluff	1/24	BYU
11/28	at Navy	1/26	Utah
11/30	at Belmont University	1/31	at San Diego State
12/7	at Auburn	2/2	at UNLV
12/9	at Texas A&M-Corpus Christi	2/7	Wyoming
12/20	Charleston-Southern	2/9	Colorado State
EA Sports Golden Bear Classic		2/14	New Mexico
12/27	Prairie View A&M	2/16	at Texas Pan-American
12/28	California/Columbia	2/21	at Utah
1/2	Wisconsin-Milwaukee	2/23	at BYU
1/6	Savannah State	2/28	UNLV
1/9	IPFW	3/1	San Diego State
1/12	at Colorado State	3/6	at Wyoming
1/17	at New Mexico	3/11-13	MWC Tournament
1/21	Texas A&M-Corpus Christi		

NEW MEXICO

Jan. 26; Albuquerque, 10 p.m. MST (ESPN)
Feb. 21; Provo, 7 p.m. MST (SWP, ESPN Full Court)

GENERAL INFO

Location: Albuquerque, N.M.
Founded: 1889
Enrollment: 24,250
Nickname: Lobos
Colors: Cherry and Silver
Home Arena: The Pit/Bob King Court (18,018)
Conference: Mountain West
Athletic Director: Rudy Davalos

BASKETBALL INFO

Head Coach: Ritchie McKay
Alma Mater: Seattle Pacific '87
Best Time to Call: Contact SID
Office Phone: (505) 925-5750
Overall Record (Years): 93-107 (7 years)
Record at School (Years): 10-18 (1)
Assistant Coaches: Brad Soucie, Scott Didrickson, Duane Broussard

2002-2003

Over all Record: 10-18
Conference Record/Finish: 4-10/7th
Final Ranking/Post Season Finish: N/A

2003-2004

Letterman Returning/Lost: 6/5
Starters Returning/Lost: 4/1

LEADING SCORER RETURNING

Mark Walters (G, 6-2, So.) 9.5 ppg.

LEADING REBOUNDER RETURNING

Mark Walters (G, 6-2, So.) 5.6 rpg.

SERIES HISTORY

Series Record: BYU leads 65-47
Last Meeting: March 13, 2003 in MWC tournament in Las Vegas
Result: BYU won 71-56

MEDIA RELATIONS

Basketball Contact: Greg Remington
Office: (505) 925-5520
Home: (505) 293-5048/385-9622
E-mail: gregrem@unm.edu
Fax: (505) 925-5529
Press Row: (505) 925-5988
Web Site: www.golobos.com



HEAD COACH
Ritchie McKay

UTAH

January 31; Salt Lake City, 1 p.m. MST (ESPN+, ESPN Full Court)
March 1; Provo, 10 p.m. MST (ESPN)

GENERAL INFO

Location: Salt Lake City, Utah
Founded: 1850
Enrollment: 28,300
Nickname: Runnin' Utes
Colors: Crimson and White
Home Arena: Huntsman Center (15,000)
Conference: Mountain West
Athletic Director: Dr. Chris Hill

BASKETBALL INFO

Head Coach: Rick Majerus
Alma Mater: Marquette 1970
Best Time to Call: Late Mornings
Office Phone: (801) 581-5451
Overall Record (Years): 407-142 (19 years)
Record at School (Years): 308-90 (14 years)
Assistant Coaches: Tom Abatemarco, Kerry Rupp, Eric Jackson

2002-2003

Over all Record: 25-8
Conference Record/Finish: 11-3 (T-1st)
Final Ranking/Post Season Finish: Lost in 2nd Round of NCAA Tournament

2003-2004

Letterman Returning/Lost: 6/4
Starters Returning/Lost: 3/2

LEADING SCORER RETURNING

Nick Jacobson (G/F, 6-4, Sr.) 13.3 ppg

LEADING REBOUNDER RETURNING

Tim Frost (C/F, 6-9, Sr.) 4.9 rpg

SERIES HISTORY

Series Record: Utah leads 118-116
Last Meeting: February 24, 2002 in Salt Lake City
Result: Utah won 71-64

MEDIA RELATIONS

Basketball Contact: Mike Lageschulte
Office: (801) 581-3510
Home: (801) 582-7181
E-mail: mlageschulte@huntsman.utah.edu
Fax: (801) 581-4538
Press Row: (801) 581-6657
Web Site: www.UtahUtes.com



HEAD COACH
Rick Majerus

2003-2004 SCHEDULE

11/22	San Francisco State	1/17	Air Force
11/24	New Mexico Highlands	1/24	Utah
12/1	Portland	1/26	BYU
12/3	at New Mexico State	1/31	at UNLV
12/6	Texas Tech	2/2	at San Diego State
12/8	Sacramento State	2/7	Colorado State
12/20	Coppin State	2/9	Wyoming
12/22	New Mexico State	2/14	at Air Force
12/28-29	Comcast Lobo Invit.	2/21	at BYU
12/28	vs. Northwestern State	2/23	at Utah
12/29	Championship TBA	2/28	San Diego State
1/3	at Wake Forrest	3/1	UNLV
1/6	University of San Diego	3/6	at Colorado State
1/9	Cornell	3/11-13	MWC Tournament
1/12	at Wyoming		

2003-2004 SCHEDULE

11/17-22	Preseason NIT	1/12	at UNLV
11/17	Georgia State	1/17	Wyoming
11/19	Minnesota or UMKC	1/19	Colorado State
11/23	at Stony Brook	1/24	at New Mexico
11/26	NIT Semifinals	1/26	at Air Force
11/28	NIT Championships	1/31	BYU
12/3	Utah State	2/7	San Diego State
12/6	San Diego	2/9	UNLV
12/13	Savannah State	2/14	at Colorado State
12/16	at LSU	2/16	at Wyoming
12/19	CS Northridge	2/21	Air Force
12/23	at Colorado	2/23	New Mexico
12/29	Southern Utah	3/1	at BYU
1/3	at Weber State	3/6	at San Diego State
1/5	Pepperdine	3/11-13	MWC Tournament
1/7	Whitworth		

UNLV

February 7; Provo, 1 p.m. MST (ESPN+, ESPN Full Court)
 March 6; Las Vegas, 12:30 p.m. PST (ABC, ESPN Full Court)

GENERAL INFO

Location: Las Vegas, Nevada
 Founded: 1957
 Enrollment: 25,000
 Nickname: Runnin' Rebels
 Colors: Scarlet and Gray
 Home Arena: 18,500
 Conference: Mountain West
 Athletic Director: Mike Hamrick

BASKETBALL INFO

Head Coach: Charlie Spoonhour
 Alma Mater: University of the Ozarks '61
 Best Time to Call: 11 am - Noon
 Office Phone: (702) 895-3295
 Overall Record (Years): 361-193 (18 years)
 Record at School (Years): 42-22 (2 years)
 Assistant Coaches: Deane Martin, Dave Rice, Jay Spoonhour

2002-2003

Over all Record: 21-11
 Conference Record/Finish: 8-6
 Final Ranking/Post Season Finish: Lost in first round of NIT

2003-2004

Letterman Returning/Lost: 4/7
 Starters Returning/Lost: 3/3
LEADING SCORER RETURNING
 J.K. Edwards (F, 6-8, Sr.) 9.1 ppg.
LEADING REBOUNDER RETURNING
 J.K. Edwards (F, 6-8, Sr.) 6.3 rpg.

SERIES HISTORY

Series Record: UNLV leads 8-7
 Last Meeting: Feb. 14, 2003 in Las Vegas
 Result: BYU lost 61-54

MEDIA RELATIONS

Basketball Contact: Andy Grossman
 Office: (702) 895-3995
 Home: (702) 630-3949
 E-mail: agrossman@ccmail.nevada.edu
 Fax: (702) 895-0989
 Press Row: (702) 895-4600
 Web Site: www.UNLVRebels.com



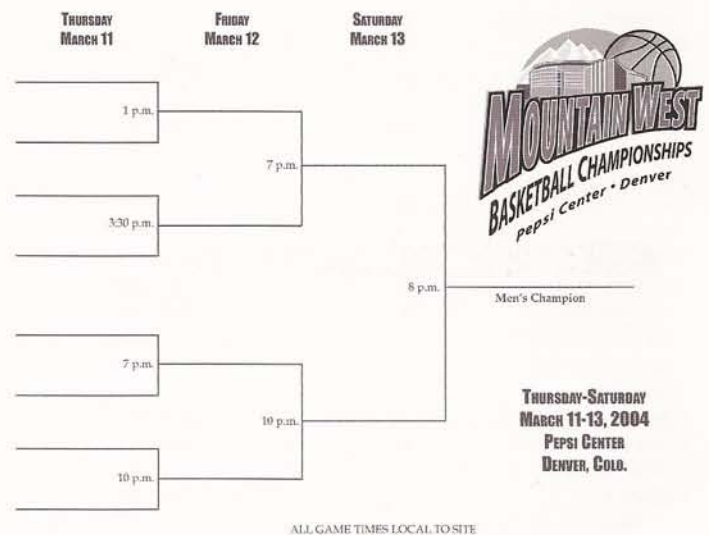

HEAD COACH
Charlie Spoonhour

MWC TOURNAMENT

March 11-13; Denver Colorado., 7 p.m. PST
 Pepsi Center (ESPN and ESPN+)

GENERAL INFO

The Mountain West Men's Basketball Championship begins its first year in Denver in 2004 at the Pepsi Center, March 10-13. The annual tournament was played at the Thomas & Mack Center in Las Vegas the past four years. Colorado State is the defending MWC Tournament champions. For ticket information contact the BYU Ticket Office at 800-322-BYU1. Additional information is available online at: www.TheMWC.com.



2003-2004 SCHEDULE

11/21	Delaware State	1/26	at Colorado State
11/24	Nevada, Reno	1/31	New Mexico
11/26	Western Illinois	2/2	Air Force
11/29	California	2/7	at BYU
12/3	at USC	2/9	at Utah
12/6	at Loyola Marymount	2/15	at Missouri
12/13	at Stanford	2/17	San Diego State
12/18	Northern Arizona	2/21	Colorado State
12/20	Auburn (Las Vegas Showdown)	2/23	Wyoming
12/28	Bradley	2/28	at Air Force
12/30	Montana	3/1	at New Mexico
1/7	Occidental	3/6	BYU
1/12	Utah	3/11-13	MWC Tournament
1/17	at San Diego State		
1/24	at Wyoming		

<ALL-TIME SERIES RECORDS>

OPPONENT	G	W	L	FIRST-LAST	LAST	OPPONENT	G	W	L	FIRST-LAST	LAST
Air Force	49	41	8	1961-2003	W	Georgia Tech	1	0	1	1978	L
Alabama	1	0	1	1957	L	Hamline	1	0	1	1951	L
Alabama-Birmingham	3	2	1	1984-1989	W	Harvard	1	1	0	1978	W
Alaska	1	1	0	1980	W	Hastings	2	2	0	1935-1938	W
Arizona	37	17	20	1951-1999	L	Hawaii	45	31	14	1971-1999	W
Arizona State	47	26	21	1946-2002	W	Hofstra	2	2	0	1983-1984	W
Arkansas	1	1	0	1947	W	Houston	5	2	3	1965-1997	L
Army	2	2	0	1965-1973	W	Idaho	5	3	2	1938-2001	W
Auburn	1	0	1	1998	L	Idaho State	33	27	6	1930-2003	W
Baylor	7	5	2	1949-1979	W	Illinois	5	2	3	1965-1980	W
Beloit	1	0	1	1949	L	Illinois Wesleyan	1	1	0	1930	W
Boise State	7	5	2	1976-2000	W	Indiana	2	0	2	1972-1973	L
Bowling Green	4	3	1	1949-1984	W	Indiana State	3	2	1	1947-1951	W
Bradley	3	2	1	1953-1978	W	Iowa	2	0	2	1983-1986	L
Brown	1	1	0	1988	W	Iowa State	4	0	4	1931-2000	L
Butler	1	0	1	1930	L	James Madison	2	2	0	1990-1992	W
California	9	4	5	1952-1998	L	John Carroll	1	1	0	1930	W
Cal-Davis	2	2	0	1936	W	Kansas	4	1	3	1959-1993	L
Cal-Irvine	4	3	1	1986-2002	W	Kansas State	6	3	3	1950-2002	W
Cal-Santa Barbara	5	4	1	1979-2002	W	Kent State	1	1	0	1960	L
Cal Poly Pomona	1	1	0	1981	W	Kentucky	3	0	3	1951-1984	L
Cal State Fullerton	5	3	2	1972-1986	L	LaVerne	1	1	0	1936	W
Cal State Los Angeles	2	2	0	1952	W	La Salle	9	3	6	1948-1992	L
Cal State Northridge	4	4	0	1992-2001	W	Long Beach State	7	3	4	1972-1985	W
Cal State Riverside	1	1	0	1999	W	Long Island	3	0	3	1942-1947	L
Cal State Sacramento	1	1	0	1993	W	Louisiana State	2	1	1	1960-1992	L
Canisius	3	3	0	1942-1946	W	Louisiana Tech	2	2	0	1998	W
Carbon College	2	2	0	1922-1943	W	Louisville	3	1	2	1960-1994	W
Central Conn. State	1	1	0	1987	W	Loyola (Ill.)	6	2	4	1931-1968	L
Chicago	1	1	0	1930	W	Loyola-Marymount	1	1	0	1937	W
Chicago State	1	1	0	1987	W	Loyola (N. Orleans)	2	1	1	1957-1959	L
Cincinnati	2	2	0	1930-1972	W	McNeese State	2	2	0	1977-1992	W
Citadel	1	0	1	1960	L	Manhattan	3	2	1	1945-1955	L
Clemson	2	0	2	1980-1990	L	Marshall	2	1	1	1948-1951	W
Colorado	20	5	15	1937-1956	W	Marquette	4	2	2	1930-1967	L
Colorado College	11	5	6	1923-1936	W	Memphis (formerly State)	4	1	3	1960-2002	L
Colorado St. College	9	8	1	1923-1938	W	Miami (Fla.)	4	2	2	1960-1989	L
Colorado State	119	75	44	1938-2003	L	Michigan	4	2	2	1954-1991	L
Connecticut	1	0	1	2003	L	Michigan State	6	4	2	1956-1986	W
Cornell	2	1	1	1965-1969	L	Minnesota	1	0	1	1994	L
Creighton	8	5	3	1931-2002	L	Mississippi State	2	1	1	1994-1996	L
Dartmouth	1	0	1	1958	L	Montana	27	20	7	1941-1977	L
Davidson	1	1	0	1976	W	Montana State	12	11	1	1939-1987	W
Dayton	2	2	0	1950-1959	W	Montana State College	57	28	29	1925-1941	W
Delta State	1	1	0	1947	W	Montana Mines	2	2	0	1928	W
Denver	68	58	16	1933-1999	W	Morgan State	1	1	0	1996	W
DePaul	1	0	1	1964	W	Muhlenberg	1	1	0	1948	W
Detroit	1	1	0	1955	W	Murray State	2	2	0	1953	W
Dixie College	5	5	0	1927-1930	W	Nebraska	4	3	1	1930-1936	W
Drake	1	1	0	1935	W	Nevada	17	12	5	1929-1996	L
Duke	2	1	1	1952-1992	L	Nevada-Las Vegas (UNLV)	15	7	8	1981-2003	L
Duquesne	2	0	2	1947-1954	L	New Mexico	112	65	47	1950-2003	W
Eastern Kentucky	3	2	1	1950-1991	W	New Mexico State	11	3	8	1960-1976	L
Eastern Washington	1	1	0	1989	W	New Orleans	1	0	1	1987	L
East Tennessee State	1	0	1	1990	L	New York (CCNY)	3	0	3	1947-1950	L
Elon College	1	1	0	2000	W	New York University	1	1	0	1965	W
Florida	2	2	0	1959-1992	W	Niagara	5	4	1	1947-1976	W
Florida International	2	2	0	1999-2000	W	Nicholls State	1	1	0	1993	W
Florida State	1	1	0	1972	W	Northeastern	1	1	0	1988	W
Fordham	2	2	0	1983-1985	W	Northwestern	2	1	1	1945-1989	W
Fort Lewis	1	1	0	2001	W	North Dakota	3	2	1	1928	W
Fresno State	16	11	5	1935-1999	L	North Carolina	3	0	3	1976-1993	L
Gila College	2	2	0	1931	W	N. Carolina-Charlotte	2	2	0	1988	W
Gonzaga	1	0	1	1949	L	North Carolina State	2	0	2	1952-1955	L
Georgetown	1	0	1	1984	L	North Texas	2	2	0	1980-1989	W
Georgia	3	2	1	1969-1997	L	Northern Arizona	1	0	1	1946	L

OPPONENT	G	W	L	FIRST-LAST	LAST
Northeast Louisiana	2	2	0	1975-1994	W
Northwestern (La.) St.	2	1	1	1948-1994	W
N.W. Oklahoma State	1	1	0	1948	W
Notre Dame	7	3	4	1956-2000	L
Occidental	1	1	0	1929	W
Ohio State	7	3	4	1956-1998	W
Oklahoma	4	2	2	1960-1992	W
Oklahoma Baptist	1	1	0	1993	W
Oklahoma City	6	0	6	1955-1976	L
Oklahoma State	6	3	3	1961-2003	L
Old Dominion	1	1	0	1976	W
Omaha	1	1	0	1943	W
Oral Roberts	4	4	0	1978-1986	W
Oregon	19	7	12	1954-1998	L
Oregon State	15	4	11	1927-1992	L
Pacific	6	3	3	1961-1997	W
Penn State	4	1	3	1979-1998	L
Pepperdine	6	2	4	1944-2003	W
Phillips	2	1	1	1928	L
Pittsburgh	1	1	0	1986	W
Portland	2	2	0	1957-1959	W
Portland State	1	1	0	1978	W
Princeton	4	4	0	1981-1992	W
Providence	2	2	0	1962-1983	W
Purdue	1	1	0	1978	W
Regis	3	3	0	1949-1951	W
Rhode Island	3	1	2	1975-1978	L
Rice	6	4	2	1963-2003	W
Ricks College	2	2	0	1927-1940	W
Rutgers	1	0	1	1990	L
St. Bonaventure	3	3	0	1965-2003	W
St. Francis	2	1	1	1953-1969	W
St. John's	8	1	7	1951-1991	L
St. Joseph's	8	4	4	1962-1983	L
St. Louis	4	3	1	1930-1954	L
St. Mary's (Calif.)	7	6	1	1953-1988	L
San Diego, U. of	2	2	0	2001-2002	W
San Diego State	52	37	15	1941-2003	W
San Francisco	9	4	5	1946-2002	L
San Jose State	8	7	1	1948-1999	L
Santa Clara	18	13	5	1951-1994	W
Seattle	7	5	2	1963-1976	W
Seton Hall	2	1	1	1950-1959	L
Siena	1	1	0	1989	W
Snow College	4	4	0	1929-1946	W
South Alabama	2	1	1	2000	W
South Carolina	2	1	1	1990-1993	W
South Carolina State	1	1	0	1999	W
Southeastern College	1	1	0	1925	W
Southern California	6	2	4	1933-2000	L
Southern Idaho	13	10	3	1937-1946	W
Southern Illinois	1	1	0	2000	W
Southern Methodist	4	2	2	1986-1997	L
Southern Utah	6	6	0	1992-2002	W
Southwest Missouri	2	1	1	1985-1987	L
Stanford	5	4	1	1969-2001	W
Stetson	1	0	1	1990	L
Syracuse	4	0	4	1947-1969	L
Tennessee	2	0	2	1957-1980	L
Tennessee Tech	1	1	0	1992	W
Temple	3	2	1	1942-1966	W
Texas	5	3	2	1967-1978	L
Texas-Arlington	1	1	0	1988	W
Texas A&M	1	1	0	1972	W
Texas A&M Corpus Christi	1	1	0	2001	W
Texas Christian	7	4	3	1953-1999	W

OPPONENT	G	W	L	FIRST-LAST	LAST
Texas Southern	1	1	0	1999	W
UTEP	64	39	25	1966-1999	W
Texas Tech	4	3	1	1967-1996	L
Toledo	4	3	1	1949-2002	W
Tulane	1	1	0	1995	W
Tulsa	10	6	4	1979-1998	L
UCLA	21	11	10	1929-1988	L
Utah	234	116	118	1909-2003	L
Utah State	219	133	86	1905-2002	W
Utah Valley State College	First Meeting				
Valparaiso	2	1	1	1945-1949	W
Vanderbilt	1	0	1	1957	L
Villanova	3	1	2	1951-1984	L
Virginia	4	1	3	1981-1998	L
Virginia Commonwealth	1	1	0	1983	W
Virginia Tech	1	1	0	1967	W
Wake Forest	3	1	2	1952-1969	L
Washington	17	8	9	1950-1998	L
Washington State	8	4	4	1946-1998	L
Weber College	5	4	1	1938-1949	W
Weber State	27	18	10	1973-2003	L
West Virginia	2	1	1	1947-1973	W
Western Carolina	1	1	0	1981	W
Western State	11	10	1	1924-1937	W
Western Kentucky	3	0	3	1946-1955	L
Western Oregon	First Meeting				
Western Washington	1	1	0	1993	W
Wichita State	7	1	6	1962-1989	W
Wisconsin	1	0	1	1931	L
Wisconsin-Milwaukee	1	1	0	1972	W
Wittenberg	1	0	1	1930	L
Wofford College	1	1	0	1998	W
Wyoming	156	89	67	1929-2003	L
Xavier	2	2	0	1964-1968	W
Yale	1	1	0	1984	W

INTRACONFERENCE RECORD

	G	W	L	Pct.
Air Force	49	41	8	.836
Colorado State	119	75	44	.630
New Mexico	112	65	47	.580
San Diego State	52	37	15	.712
UNLV	15	7	8	.466
Utah	234	116	118	.496
Wyoming	156	89	67	.571
Total	737	430	307	.583

CLEVELAND VS. MWC TEAMS

	G	W	L	Pct.
Air Force	11	8	3	.727
Colorado State	11	5	6	.454
New Mexico	15	9	6	.600
San Diego State	12	10	2	.833
UNLV	11	5	6	.454
Utah	14	3	11	.214
Wyoming	11	7	4	.636
Total	85	47	38	.553

<SERIES vs. OPPONENTS RESULTS>

SOUTHERN UTAH

Overall Series Record: BYU leads 6-0
 BYU Record in Provo: 6-0
 BYU Record in Cedar City: 0-0
 BYU Record at Neutral Sites: 0-0
 BYU Record under Steve Cleveland: 4-0
 BYU Record in Overtime Games: N/A
 Longest BYU Win Streak: 6 (1992-Present)
 Longest Southern Utah Win Streak: N/A
 Largest BYU Margin of Victory: 46, 108-62 in 1992
 Largest Southern Utah Margin of Victory: N/A
 Most Points Scored by BYU: 108 in 1992
 Most Points Scored by Southern Utah: 67 in 1994

Date	Opponent	Score	W/L
12-11-92	Southern Utah*	108-62	W
12-9-94	Southern Utah*	82-67	W
11-24-99	Southern Utah	92-66	W
12-14-00	Southern Utah	58-52	W
12-29-01	Southern Utah	79-58	W
12-28-02	Southern Utah	93-60	W

*Cougar Classic

CALIFORNIA

Overall Series Record: California leads 5-4
 BYU Record in Provo: 2-2
 BYU Record at California: 0-2
 BYU Record at Neutral Sites: 2-1
 BYU Record under Steve Cleveland: 0-2
 BYU Record in Overtime Games: N/A
 Longest BYU Win Streak: 2 (1968-69; 1976-89)
 Longest California Win Streak: 3 (1989-present)
 Largest BYU Margin of Victory: 19, 98-79 in 1969
 Largest California Margin of Victory: 27, 86-59 in 1957
 Most Points Scored by BYU: 98 in 1969
 Most Points Scored by California: 86 in 1957



Mark Bigelow poured in 22 points in BYU's heart-breaking one-point loss to California in 1998. BYU hopes to avenge that loss when it travels to face the Bears in Berkeley on November 26.

Date	Opponent	Score	W/L
03-15-57	vs. California#	59-86	L
12-26-68	vs. California ^	82-74	W
12-05-69	California	98-79	W
12-06-69	California	75-77	L
12-30-76	vs. California*	75-70	W
02-14-89	California	87-74	W
12-23-89	at California	63-85	L
12-22-97	at California	64-68	L
12-19-98	California	70-71	L

#NCAA (Corvallis)
 ^Far West Classic
 *All College Tournament

UTAH VALLEY STATE COLLEGE — FIRST MEETING

BOISE STATE

Overall Series Record: BYU leads 5-2
 BYU Record in Provo: 3-1
 BYU Record in Boise: 1-1
 BYU Record at Neutral Sites: 1-0
 BYU Record under Steve Cleveland: 1-1
 BYU Record in Overtime Games: N/A
 Longest BYU Win Streak: 4 (1976-95)
 Longest Boise State Win Streak: 2 (1996-97)
 Largest BYU Margin of Victory: 16, 83-67 in 2000
 Largest Boise State Margin of Victory: 16, 83-67 in 1997
 Most Points Scored by BYU: 86 in 1995
 Most Points Scored by Boise State: 83 in 1997

Date	Opponent	Score	W/L
12-01-76	Boise State	76-75	W
12-18-82	at Boise State	68-67	W
12-23-83	Boise State	66-54	W
11-25-95	Boise State	86-71	W
12-13-96	Boise State*	58-65	L
12-06-97	at Boise State	67-83	L
12-21-00	vs. Boise State ^	83-67	W

*Cougar Classic
 ^Yahoo Invitational in Laie, Hawaii

OKLAHOMA STATE

Overall Series Record: Series tied 3-3
 BYU Record in Provo: 1-1
 BYU Record in Stillwater: 1-1
 BYU Record at Neutral Sites: 1-1
 BYU Record under Steve Cleveland: 0-1
 BYU Record in Overtime Games: N/A
 Longest BYU Win Streak: 3 (1971-94)
 Longest Oklahoma St. Win Streak: 2 (1961-63)
 Largest BYU Margin of Victory: 27 (1972)
 Largest Oklahoma St. Margin of Victory: 17 (1961)
 Most Points Scored by BYU: 96 (1972)
 Most Points Scored by Oklahoma St.: 74 (1971)

Date	Opponent	Score	W/L
12-15-61	at Oklahoma State	44-61	L
12-12-63	Oklahoma State	64-71	L
12-15-71	at Oklahoma State	84-74	W
12-13-72	Oklahoma State	96-69	W
11-23-94	vs. Oklahoma St.*	69-59	W
01-04-03	vs. Oklahoma St. ^	65-78	L

*Great Alaska Shootout
 ^ESPN All-College Classic (Oklahoma City)

WESTERN OREGON — FIRST MEETING

SOUTHERN CALIFORNIA

Overall Series Record: So. California leads 4-2
 BYU Record in Provo: 1-0
 BYU Record at Southern California: 1-2
 BYU Record at Neutral Sites: 0-2
 BYU Record Under Steve Cleveland: 0-1
 BYU Record in Overtime Games: N/A
 Longest BYU Win Streak: 2 (1963-68)
 Longest USC Win Streak: 2 (1933-59 and 1970-present)
 Largest BYU Margin of Victory: 9, 95-86 in 1968
 Largest USC Margin of Victory: 36, 101-65 in 1970
 Most Points Scored by BYU: 95 in 1968
 Most Points Scored by So. California: 101 in 1970

Date	Opponent	Score	W/L
12-22-33	vs. So. California	33-36	L
12-12-59	at So. California	61-79	L
12-07-63	at So. California	74-67	W
11-30-68	So. California	95-86	W
12-11-70	at So. California	65-101	L
12-23-00	vs. So. California ^	67-70	L

^Yahoo Invitational in Laie, Hawaii

WEBER STATE

Overall Series Record: BYU leads 18-10
 BYU Record in Provo: 14-0
 BYU Record in Ogden: 4-10
 BYU Record at Neutral Sites: 0-0
 BYU Record under Steve Cleveland: 4-2
 BYU Record in Overtime Games: 2-2* (0-2 Rd, 2-0 Hm)
 *BYU is 0-1 in 2OT games, lost in Ogden in 1983
 Last Overtime Game: 1992, lost at Weber St, 77-83
 Longest BYU Win Streak: 3, four times (1978-81, 85-87, 89-91, 99-present)
 Longest Weber State Win Streak: 1 (9 times)
 Largest BYU Margin of Victory: 33, 104-71 in 1987
 Largest Weber St. Margin of Victory: 21, 96-75 in 1976
 Most Points Scored by BYU: 104 in 1987
 Most Points Scored by Weber State: 97 in 1996

Date	Opponent	Score	W/L
11-30-73	Weber State	77-76	W
12-6-74	at Weber State	63-76	L
12-20-75	Weber State	89-80	W
11-27-76	at Weber State	75-96	L
1-3-78	Weber State	81-76	W
12-23-80	at Weber State	85-78	W
12-81	Weber State	63-55	W
1-6-83	at Weber State (2OT)	81-84	L
1-7-84	Weber State (OT)	86-81	W
12-8-84	at Weber State	79-87	L
12-28-85	Weber State (OT)	88-86	W
12-18-86	at Weber State	84-69	W
12-11-87	Weber State*	104-71	W
12-1-88	at Weber State	78-80	L
11-28-89	Weber State	81-65	W
11-29-90	at Weber State	69-57	W
12-21-91	Weber State	81-68	W
12-8-92	at Weber St. (OT)	77-83	L
12-21-93	Weber State	92-79	W
12-21-94	at Weber State	74-86	L
12-12-95	Weber State	91-86	W
12-4-96	at Weber State	80-97	L
12-12-97	Weber State*	83-70	W
11-19-98	at Weber State	80-83	L
12-11-99	Weber State*	66-53	W
12-28-00	at Weber State	84-75	W
12-5-01	Weber State	65-47	W
01-08-03	at Weber State	69-75	L




Mekeli Wesley and Co. fell short against USC at the 2000 Yahoo Sports Invitational in Laie, Hawaii. After leading by 18 points at halftime, BYU fell flat in the second half allowing the Trojans to make a second-half run.

UTAH STATE

Overall Series Record: BYU leads 133-86
 BYU Record in Provo: 82-31
 BYU Record in Logan: 51-55
 BYU Record at Neutral Sites: 0-0
 BYU Record under Steve Cleveland: 4-2
 BYU Record in Overtime Games: 2-4* (0-2 Rd, 2-2 Hm)
 *BYU is 1-0 in 2OT games, winning in Provo in 1978
 Last Overtime Game: 2001, lost at Utah State, 81-90
 Longest BYU Win Streak: 15 two times (1906-12, 1986-93)
 Longest Utah State Win Streak: 9 (1981-85)
 Largest BYU Margin of Victory: 34, 115-81 in 1966
 Largest Utah St. Margin of Victory: 36, 55-19 in 1923
 Most Points Scored by BYU: 121 in 1987
 Most Points Scored by Utah State: 112 in 1987

Date	Opponent	Score	W/L
2-23-06	at Utah State	21-14	W
3-3-06	Utah State	19-11	W
2-16-07	Utah State	44-11	W
3-1-07	at Utah State	23-12	W
1-18-08	at Utah State	29-16	W
2-1-08	Utah State	43-19	W
2-6-09	Utah State	37-11	W
2-26-09	at Utah State	37-13	W
1-15-10	at Utah State	40-20	W
2-18-10	Utah State	47-31	W
2-4-11	at Utah State	29-19	W
2-18-11	Utah State	37-21	W
2-3-12	Utah State	36-17	W
2-9-12	at Utah State	37-16	W
2-15-13	at Utah State	33-23	W
3-1-13	Utah State	20-29	L
2-21-14	Utah State	41-21	W
3-6-14	at Utah State	28-19	W
2-13-15	Utah State	29-21	W

2-26-15	at Utah State	31-23	W	3-4-39	at Utah State	38-53	L
2-12-16	Utah State	42-17	W	2-10-40	at Utah State	35-55	L
2-26-16	at Utah State	23-37	L	2-17-40	Utah State	49-43	W
2-17-17	Utah State	43-22	W	1-10-41	Utah State	66-34	W
3-8-17	at Utah State	34-27	W	3-8-41	at Utah State	47-48	L
3-8-19	at Utah State	34-27	W	1-10-42	at Utah State	54-24	W
1-31-20	at Utah State	27-55	L	2-21-42	Utah State	57-52	W
1921	at Utah State	43-45	L	1-15-43	at Utah State	38-43	L
1921	Utah State	30-28	W	1-16-43	at Utah State	58-41	W
1922	Utah State	39-22	W	2-19-43	Utah State	44-38	W
1922	at Utah State	34-36	L	2-20-43	Utah State	63-59	W
2-2-23	at Utah State	19-55	L	2-3-45	Utah State	50-41	W
2-3-23	at Utah State	30-36	L	3-7-45	at Utah State	64-37	W
2-23-23	Utah State	22-23	L	1-12-46	at Utah State	47-29	W
2-24-23	Utah State	37-26	W	2-23-46	Utah State	64-48	W
2-8-24	Utah State	36-43	L	2-22-47	Utah State	62-40	W
2-9-24	Utah State	38-21	W	3-4-47	at Utah State	49-52	L
2-22-24	at Utah State	30-27	W	1-31-48	Utah State	66-47	W
2-23-24	at Utah State	32-25	W	2-28-48	at Utah State	65-68	L
1-23-25	at Utah State	29-26	W	1-21-49	Utah State	60-51	W
1-24-25	at Utah State	22-42	L	1-22-49	Utah State	64-56	W
2-13-25	Utah State	48-36	W	2-11-49	at Utah State	54-58	L
2-14-25	Utah State	24-23	W	2-12-49	at Utah State	67-54	W
1-29-26	Utah State	31-49	L	1-21-50	Utah State	71-41	W
1-30-26	Utah State	36-32	W	1-23-50	at Utah State	48-47	W
2-26-26	Utah State	52-43	W	2-24-50	at Utah State	60-46	W
2-27-26	Utah State	34-36	L	2-25-50	Utah State	63-35	W
1-21-27	at Utah State	47-50	L	1-12-51	at Utah State	72-59	W
1-22-27	at Utah State	34-62	L	1-13-51	at Utah State	68-72	L
3-4-27	Utah State	38-44	L	2-2-51	Utah State	83-57	W
3-5-27	Utah State	35-42	L	2-3-51	Utah State	51-42	W
2-10-28	Utah State	49-34	W	2-1-52	at Utah State	40-57	L
2-11-28	Utah State	31-39	L	2-15-52	Utah State	69-67	W
2-1928	at Utah State	41-52	L	1-3-53	at Utah State	72-66	W
2-1928	at Utah State	42-48	L	1-31-53	Utah State	77-60	W
1-1-29	at Utah State	53-45	W	1-14-54	at Utah State	68-73	L
2-2-29	at Utah State	46-34	W	1-23-54	Utah State	75-63	W
3-1-29	Utah State	49-45	W	1-15-55	Utah State	58-62	L
3-2-29	Utah State	50-52	L	2-17-55	at Utah State	71-76	L
1-17-30	Utah State	37-39	L	1-28-56	at Utah State	56-63	L
1-18-30	Utah State	53-37	W	2-9-56	Utah State	92-62	W
2-14-30	at Utah State	49-36	W	1-18-57	at Utah State	75-76	L
2-15-30	at Utah State	41-55	L	1-25-57	Utah State	93-76	W
1-30-31	at Utah State	59-61	L	1-31-58	at Utah State	67-55	W
1-31-31	at Utah State	45-39	W	2-15-58	Utah State	69-66	W
2-20-31	Utah State	61-51	W	1-30-59	Utah State	77-54	W
2-21-31	Utah State	53-40	W	2-14-59	at Utah State	67-74	L
1-22-32	Utah State (OT)	45-47	L	1-29-60	at Utah State	53-84	L
1-23-32	Utah State	40-37	W	2-13-60	Utah State	64-75	L
2-26-32	at Utah State	39-32	W	1-27-61	Utah State	75-57	W
2-27-32	at Utah State	63-50	W	2-13-61	at Utah State	73-94	L
1-27-33	at Utah State	33-40	L	1-26-62	at Utah State	69-88	L
1-28-33	at Utah State	59-44	W	2-10-62	Utah State	70-80	L
2-24-33	Utah State	37-30	W	1-5-63	at Utah State	58-69	L
2-25-33	Utah State	48-36	W	1-26-63	Utah State	67-70	L
1-12-34	Utah State	57-34	W	1-25-64	at Utah State	90-105	L
1-13-34	Utah State	42-35	W	1-31-64	Utah State	73-90	L
2-16-34	at Utah State	48-37	W	1-9-65	at Utah State	99-90	W
2-17-34	at Utah State	35-43	L	2-6-65	Utah State	89-80	W
1-25-35	at Utah State	39-38	W	1-22-66	Utah State	115-81	W
1-26-35	at Utah State	27-41	L	2-11-66	at Utah State	96-88	W
2-8-35	Utah State (OT)	47-48	L	1-6-67	Utah State	92-66	W
2-9-35	Utah State	40-39	W	2-4-67	at Utah State	88-113	L
2-7-36	Utah State	35-36	L	1-6-68	Utah State	104-98	W
2-8-36	Utah State	33-37	L	2-1-68	at Utah State	118-103	W
2-21-36	at Utah State	39-32	W	1-11-69	at Utah State	84-91	L
2-22-36	at Utah State	41-51	L	1-30-69	Utah State	113-82	W
1-15-37	Utah State	31-40	L	1-15-70	at Utah State	94-97	L
1-16-37	Utah State	49-35	W	3-4-70	Utah State	73-86	L
2-12-37	at Utah State	55-45	W	12-19-70	Utah State	111-83	W
2-13-37	at Utah State	38-47	L	1-23-71	at Utah State	70-72	L
1-21-38	at Utah State	53-60	L	3-13-71	at Utah State	91-82	W
2-25-38	Utah State	58-50	W	12-21-71	at Utah State	87-84	W
1-7-39	Utah State	46-54	L	1-22-72	Utah State	101-82	W



Kevin Woodberry was one of four Cougars to score in double figures as BYU defeated Utah State 66-56 in Provo last season. It was BYU's fourth win over the Aggies in the last five years. BYU is 82-31 versus the Aggies in Provo and 133-86 overall.

12-16-72	Utah State	88-80	W
1-20-73	at Utah State	79-69	W
12-22-73	Utah State	86-87	L
1-19-74	at Utah State	86-93	L
12-28-74	Utah State	79-83	L
2-1-75	at Utah State	84-92	L
12-17-75	at Utah State	76-87	L
1-10-76	Utah State	73-75	L
12-4-76	at Utah State	93-95	L
1-8-77	Utah State	85-77	W
12-21-77	at Utah State	89-91	L
1-7-78	Utah State (2OT)	85-84	W
12-6-78	Utah State	99-80	W
1-6-79	at Utah State	68-84	L
12-22-79	at Utah State	89-84	W
2-12-80	Utah State	84-83	W
12-6-80	at Utah State	82-79	W
12-27-80	Utah State	104-89	W
12-8-81	at Utah State	51-43	W
12-26-81	Utah State	74-79	L
11-30-82	Utah State	69-75	L
12-14-82	at Utah State	68-80	L
11-26-83	at Utah State	78-90	L
12-9-83	Utah State*	81-83	L
12-4-84	Utah State	93-97	L
12-11-84	at Utah State (OT)	91-92	L
12-3-85	at Utah State	80-80	L
12-10-85	Utah State	76-88	L
12-3-86	Utah State	100-86	W
12-16-86	at Utah State	97-93	W
12-1-87	at Utah State	96-92	W
12-19-87	Utah State (OT)	121-112	W
12-17-88	Utah State	96-85	W
12-21-88	at Utah State	74-72	W
11-30-89	Utah State	71-65	W
12-12-89	Utah State	69-68	W

11-24-90	Utah State	98-94	W
12-1-90	at Utah State	63-58	W
11-26-91	at Utah State	82-66	W
12-13-91	Utah State*	93-77	W
12-4-92	at Utah State	93-83	W
12-18-92	Utah State	89-65	W
12-14-93	Utah State	78-65	W
12-1-94	at Utah State	59-83	L
12-5-95	Utah State	76-52	W
12-10-96	Utah State	64-61	W
11-29-97	at Utah State	69-72	L
1-2-99	Utah State	61-59	W
1-8-00	at Utah State	82-73	W
12-16-00	Utah State	69-67	W
12-1-01	at Utah State (OT)	81-90	L
12-14-02	Utah State	66-56	W

IDAHO STATE

Overall Series Record: BYU leads 27-6
 BYU Record in Provo: 10-2
 BYU Record in Pocatello: 15-4
 BYU Record at Neutral Sites: 2-0
 BYU Record under Steve Cleveland: 1-0
 BYU Record in Overtime Games: N/A
 Longest BYU Win Streak: 15 (1944-76)
 Longest Idaho St. Win Streak: 3 (1936-37)
 Largest BYU Margin of Victory: 42, 76-34 in 1931
 Largest Idaho St. Margin of Victory: 10, 45-35 in 1944
 Most Points Scored by BYU: 102 in 1976
 Most Points Scored by Idaho St.: 94 in 1977

Date	Opponent	Score	W/L
2-10-30	at Idaho State	51-33	W
2-9-31	at Idaho State	76-34	W

12-11-36	Idaho State	30-24	W
12-12-36	Idaho State	34-35	L
12-17-37	at Idaho State	30-38	L
12-18-37	at Idaho State	32-40	L
12-23-38	at Idaho State	40-17	W
12-24-38	at Idaho State	34-25	W
12-15-39	Idaho State	42-48	L
12-16-39	Idaho State	59-31	W
12-13-40	at Idaho State	39-27	W
12-14-40	at Idaho State	56-29	W
12-13-41	Idaho State	53-29	W
12-23-41	at Idaho State	45-28	W
12-15-44	at Idaho State	35-45	L
12-16-44	at Idaho State	45-33	W
12-10-45	vs. Idaho State	58-47	W
12-11-45	at Idaho State	54-47	W
12-14-46	Idaho State	50-39	W
11-26-48	at Idaho State	58-43	W
11-27-48	at Idaho State	52-46	W
12-2-49	at Idaho State	67-44	W
12-3-49	at Idaho State	83-56	W
11-28-52	at Idaho State	69-44	W
11-29-52	at Idaho State	65-47	W
12-4-53	Idaho State	70-59	W
12-5-53	Idaho State	63-50	W
3-16-57	vs. Idaho State	65-54	W
12-1-73	Idaho State	83-82	W
11-26-76	Idaho State	102-84	W
12-3-77	at Idaho State	87-94	L
12-11-81	Idaho State ^	77-71	W
01-11-03	Idaho State	77-58	W

^ Cougar Classic

SANTA CLARA

Overall Series Record: BYU leads 13-5
 BYU Record in Provo: 8-2
 BYU Record at Santa Clara: 4-3
 BYU Record at Neutral Sites: 1-0
 BYU Record Under Steve Cleveland: N/A
 BYU Record in Overtime Games: N/A
 Longest BYU Win Streak: 4 (1964-65)
 Longest Santa Clara Win Streak: 2 (1961)
 Largest BYU Margin of Victory: 45, 91-46 in 1967
 Largest Santa Clara Margin of Victory: 17, 72-55 in 1961
 Most Points Scored by BYU: 109 in 1964
 Most Points Scored by Santa Clara: 85 in 1965

Date	Opponent	Score	W/L
12-21-51	Santa Clara	64-59	W
12-22-51	Santa Clara	66-61	W
02-08-53	at Santa Clara	64-72	L
12-19-58	Santa Clara	80-59	W
12-20-58	Santa Clara	75-65	W
12-08-61	at Santa Clara	53-64	L
12-09-61	at Santa Clara	55-72	L
12-18-64	Santa Clara	102-82	W
12-19-64	Santa Clara	109-80	W
12-17-65	at Santa Clara	103-85	W
12-18-65	at Santa Clara	87-79	W
12-22-67	Santa Clara	75-80	L
12-23-67	Santa Clara	91-46	W
12-22-70	at Santa Clara*	68-67	W
12-01-72	Santa Clara	84-73	W
12-02-72	Santa Clara	64-66	L
12-30-86	at Santa Clara+	77-66	W
12-30-94	vs. Santa Clara ^	76-55	W

*Rainbow Classic
 +Cable Car Classic in Santa Clara
 ^ Cable Car Classic in San Jose

WISCONSIN-MILWAUKEE


Overall Series Record: BYU leads 1-0
 BYU Record in Provo: 1-0
 BYU Record in Wisconsin-Milwaukee: N/A
 BYU Record at Neutral Sites: N/A
 BYU Record Under Steve Cleveland: N/A
 BYU Record in Overtime Games: N/A
 Longest BYU Win Streak: 1 (1972-present)
 Longest Wisconsin-Milwaukee Win Streak: N/A
 Largest BYU Margin of Victory: 18, 101-83 in 1972
 Largest Wisconsin-Milwaukee Margin of Victory: N/A
 Most Points Scored by BYU: 101 in 1972
 Most Points Scored by Wisconsin-Mil.: 83 in 1972

Date	Opponent	Score	W/L
12-09-72	Wisconsin-Mil.	101-83	W

SAINT MARY'S (CALIF.)

Overall Series Record: BYU leads 6-1
 BYU Record in Provo: 5-1
 BYU Record at Saint Mary's: 1-0
 BYU Record at Neutral Sites: N/A
 BYU Record Under Steve Cleveland: N/A
 BYU Record in Overtime Games: N/A
 Longest BYU Win Streak: 6 (1953-1983)
 Longest Saint Mary's Win Streak: 1 (1988-present)
 Largest BYU Margin of Victory: 51, 108-57 in 1966
 Largest St. Mary's Margin of Victory: 1, 70-69 in 1988
 Most Points Scored by BYU: 108 in 1966
 Most Points Scored by Saint Mary's: 76 in 1980

Date	Opponent	Score	W/L
02-07-53	at St. Mary's	78-50	W
01-26-57	St. Mary's	69-65	W
12-22-58	St. Mary's	72-67	W



Rafael Araujo led the Cougars with 10 rebounds and 17 points in BYU's 77-58 victory over Idaho State in Provo last season.

12-10-66	St. Mary's	108-57	W
12-13-80	St. Mary's*	95-76	W
12-10-83	St. Mary's*	106-74	W
12-10-88	St. Mary's*	69-70	L

*Cougar Classic

NORTH CAROLINA STATE

Overall Series Record: North Carolina State leads 2-0
 BYU Record in Provo: N/A
 BYU Record at North Carolina State: 0-1
 BYU Record at Neutral Sites: 0-1
 BYU Record Under Steve Cleveland: N/A
 BYU Record in Overtime Games: N/A
 Longest BYU Win Streak: N/A
 Longest N.C State Win Streak: 2 (1952-present)
 Largest BYU Margin of Victory: N/A
 Largest N.C State Margin of Victory: 16, 75-59
 Most Points Scored by BYU: 81 in 1955
 Most Points Scored by N.C State: 95 in 1955


Date	Opponent	Score	W/L
12-31-52	at N.C. State*	59-75	L
12-21-55	at N.C State	81-95	L

*Dixie Classic

SAN DIEGO STATE

Overall Series Record: BYU leads 37-15
 BYU Record in Provo: 22-2
 BYU Record in San Diego: 15-12
 BYU Record at Neutral Sites: 0-1
 BYU Record under Steve Cleveland: 10-2
 BYU Record in Overtime Games: 2-2 (1-1 Rd, 1-1 Hm)
 Last Overtime Game: 1996-97, lost in Provo, 86-89
 Longest BYU Win Streak: 11 (1990-95)
 Longest SDSU Win Streak: 3 (1941-77)
 Largest BYU Margin of Victory: 40, 106-66 in 1982
 Largest SDSU Margin of Victory: 19, 89-70 in 1985
 Most Points Scored by BYU: 123 in 1980
 Most Points Scored by SDSU: 104 in 1977

Date	Opponent	Score	W/L
12-19-41	at San Diego St.	45-49	L
12-20-41	at San Diego St.	40-42	L
12-23-77	at San Diego St.	88-104	L
2-3-79	San Diego State	88-80	W
3-2-79	at San Diego St.	96-95	W
1-24-80	at San Diego St.	123-91	W
3-1-80	San Diego State	114-81	W
1-8-81	San Diego State	84-73	W
2-14-81	at San Diego St.	72-73	L
1-28-82	at San Diego St.	66-80	L
2-27-82	San Diego State	106-66	W
1-14-83	San Diego State	96-74	W
2-12-83	at San Diego St.	69-67	W
1-20-84	at San Diego St.	75-79	L
2-16-84	San Diego St. (OT)	94-92	W
1-12-85	at San Diego St.	70-89	L
1-31-85	San Diego State	71-77	L
1-11-86	San Diego State	82-70	W
2-6-86	at San Diego St.	81-71	W
1-15-87	San Diego State	94-82	W
2-26-87	at San Diego State	85-68	W
1-9-88	San Diego State	92-65	W
2-18-88	at San Diego St.(OT)	80-82	L
1-12-89	San Diego State	85-81	W
2-9-89	at San Diego St.	74-89	L
1-6-90	at San Diego St.	63-60	W
2-1-90	San Diego State	75-58	W
1-3-91	at San Diego State	73-61	W
2-7-91	San Diego State	75-55	W



In just his third start, Terry Nashif was a huge spark for the Cougars at San Diego State where he was 3-for-3 on three-pointers. Nashif finished with 11 points in BYU's important 80-69 road MWC victory.

1-6-92	at San Diego St.	89-59	W
2-29-92	San Diego State	98-78	W
1-21-93	San Diego State	76-64	W
2-13-93	at San Diego St.	80-73	W
1-20-94	at San Diego St.(OT)	83-82	W
2-10-94	San Diego State	101-87	W
1-12-95	San Diego State	66-57	W
2-18-95	at San Diego St.	52-58	L
1-13-96	at San Diego St.	76-83	L
2-15-96	San Diego State	81-68	W
12-31-96	San Diego St. (OT)	86-89	L
11-14-97	at San Diego St.	73-59	W
1-14-99	at San Diego State	83-76	W
2-13-99	San Diego State	93-76	W
2-3-00	at San Diego State	72-50	W
3-4-00	San Diego State	67-50	W
1-13-01	San Diego State	79-50	W
2-12-01	at San Diego St.	69-66	W
1-12-02	San Diego State	75-64	W
2-11-02	at San Diego St.	73-77	L
03-07-02	v. San Diego St.	51-62	L
01-02-03	at San Diego St.	80-69	W
02-17-03	San Diego State	66-64	W

COLORADO STATE

Overall Series Record: BYU leads 75-44
 BYU Record in Provo: 50-10
 BYU Record in Fort Collins: 24-31
 BYU Record at Neutral Sites: 1-3
 BYU Record under Steve Cleveland: 5-6
 BYU Record in OT Games: 4-3* (1-1 A, 3-1 H, 0-1 N)
 *1-0 in 2OT (1971, won 98-92 in Ft. Collins)
 Last Overtime Game: 2003, lost 80-86 in Las Vegas
 Longest BYU Win Streak: 9 (two times 1985-89, 1991-94)
 Longest CSU Win Streak: 7 (1960-70)

<SERIES vs. OPPONENTS RESULTS>

Largest BYU Margin of Victory: 39, 91-52 in 1939
 Largest CSU Margin of Victory: 25, 74-49 in 1958
 Most Points Scored by BYU: 105 in 1972
 Most Points Scored by CSU: 100 in 1996

Date	Opponent	Score	W/L
1-28-38	Colorado State	50-46	W
2-12-38	at Colorado State	39-45	L
2-10-39	at Colorado State	43-44	L
2-25-39	Colorado State	91-52	W
1-19-40	at Colorado State	32-40	L
2-3-40	Colorado State	62-42	W
2-15-41	at Colorado State	40-36	W
3-1-41	Colorado State	60-33	W
1-24-42	Colorado State	52-27	W
2-27-42	at Colorado State	54-41	W
1-26-46	Colorado State	42-41	W
3-2-46	at Colorado State	40-47	L
1-31-47	Colorado State	69-47	W
2-14-47	at Colorado State	48-51	L
1-24-48	at Colorado State	64-51	W
2-16-48	Colorado State	79-48	W
2-4-49	at Colorado State	66-54	W
2-5-49	at Colorado State	54-62	L
2-25-49	Colorado State	79-49	W
2-26-49	Colorado State	72-52	W
2-3-50	Colorado State	46-42	W
2-4-50	Colorado State	58-45	W
2-11-50	at Colorado State	30-40	L
2-13-50	at Colorado State	46-55	L
12-30-50	vs. Colorado St.*	77-52	W
2-8-51	Colorado State	70-42	W
2-9-51	Colorado State	65-40	W
2-23-51	at Colorado State	50-45	W
2-24-51	at Colorado State	60-51	W
1-19-52	Colorado State	68-47	W
2-29-52	at Colorado State	75-65	W
1-24-53	Colorado State	75-47	W
2-28-53	at Colorado State	57-63	L
2-13-54	at Colorado State	76-77	L
2-27-54	Colorado State	69-71	L
1-21-55	at Colorado State	74-68	W
2-25-55	Colorado State	94-65	W
1-13-56	Colorado State	61-49	W
2-17-56	at Colorado State	59-70	L
1-11-57	at Colorado State	66-61	W
2-15-57	Colorado State	81-66	W
1-17-58	Colorado State	90-80	W
2-22-58	at Colorado State	49-74	L
1-16-59	at Colorado State	62-72	L
2-21-59	Colorado State	88-63	W
1-15-60	Colorado State	51-53	L
2-20-60	at Colorado State	53-65	L
1-13-61	at Colorado State	49-73	L
2-18-61	Colorado State	58-65	L
1-13-62	Colorado State	69-75	L
2-15-62	at Colorado State	65-73	L
2-5-70	at Colorado State	71-94	L
2-21-70	Colorado State	96-84	W
1-15-71	Colorado State	75-73	W
2-20-71	at Colo. St. (2OT)	98-92	W
1-27-72	at Colorado State	75-68	W
2-26-72	Colorado State	105-85	W
1-5-73	Colorado St. (OT)	86-93	L
2-10-73	at Colorado State	78-74	W
1-31-74	at Colorado State	52-69	L
3-2-74	Colorado State	70-69	W
2-7-75	Colorado State	88-75	W
3-8-75	at Colorado State	81-92	L
2-7-76	at Colorado State	84-93	L
3-5-76	Colorado State	81-85	L
1-14-77	Colorado State	41-49	L
2-12-77	at Colorado State	67-78	L
1-14-78	at Colorado State	66-76	L



After defeating Colorado State twice in the regular season by an average of over 10 points, BYU met the Rams in the semifinals of the 2003 MWC Tournament. BYU led by 10 at halftime, but went almost nine minutes without a field goal in the second half, allowing the Rams back into the game. CSU went on to beat the Cougars in overtime and eventually defeat host UNLV in the finals to win the MWC Tournament. BYU has defeated CSU in four out the last six meetings. Both CSU victories in that span have come in overtime.

2-10-78	Colorado State	98-81	W
1-25-79	at Colorado State	98-83	W
2-24-79	Colorado State	66-61	W
1-19-80	Colorado State	104-82	W
2-21-80	Colorado State	66-46	W
1-23-81	Colorado State	66-46	W
2-28-81	at Colorado State	80-69	W
1-7-82	at Colorado State	40-50	L
2-6-82	Colorado State	60-54	W
1-20-83	at Colorado State	77-63	W
2-17-83	Colorado State	69-58	W
1-30-84	Colorado State	73-57	W
2-23-84	at Colorado State	65-70	L
1-19-85	at Colorado State	65-64	W
2-14-85	Colorado State	77-69	W
1-17-86	at Colorado State	68-63	W
2-27-86	Colorado State	86-76	W
1-2-87	Colorado St. (OT)	75-67	W
1-31-87	at Colorado State	51-49	W
2-13-88	Colorado State	86-80	W
2-23-88	at Colorado State	75-67	W
1-21-89	at Colorado State	84-69	W
3-4-89	Colorado State	72-89	L
1-27-90	Colorado State	67-52	W
3-1-90	at Colorado State	57-59	L
1-17-91	at Colorado State	72-55	W
1-31-91	Colorado State	69-52	W
3-7-91	Colorado State	72-51	W
1-11-92	Colorado State	72-51	W
1-25-92	at Colorado St. (OT)	79-74	W
1-28-93	at Colorado State	70-63	W
2-4-93	Colorado State	81-57	W
1-29-94	Colorado State	79-66	W
2-5-94	at Colorado St. (OT)	72-70	W
1-19-95	at Colorado State	72-80	L
2-9-95	Colorado State	76-68	W
3-9-95	vs. Colorado St.**	73-75	L
1-20-96	Colorado State	76-78	L
2-8-96	at Colorado St.	76-81	L
3-7-96	vs. Colorado St. +	84-100	L
1-22-98	Colorado State	44-55	L
2-12-98	at Colorado State	74-83	L
1-22-00	Colorado State	68-47	W
2-24-00	at Colorado State	54-68	L
1-20-01	at Colorado State	55-60	L
2-17-01	Colorado State	68-51	W
2-4-02	Colorado State	57-52	W
3-2-02	at Colorado State(OT)	75-79	L
2-10-03	at Colorado State	77-68	W
3-08-03	Colorado State	67-55	W
3-14-03	vs. Colorado St. (OT)+	80-86	L

+MWC Tournament

WYOMING

Overall Series Record: BYU leads 89-67
 BYU Record in Provo: 60-13
 BYU Record in Laramie: 26-52
 BYU Record at Neutral Sites: 3-2
 BYU Record under Steve Cleveland: 7-4
 BYU Record in Overtime Games: 1-3* (all in Laramie)
 *0-1 in 2OT games (1981 in Laramie, 84-86)
 Last OT Game: 1981, lost in Laramie, 84-86 (2OT)
 Longest BYU Win Streak: 12 (1972-77)
 Longest Wyoming Win Streak: 9 (1942-46)
 Largest BYU Margin of Victory: 35, 78-43 in 1966
 Largest Wyoming Margin of Victory: 32, 63-31 in 1931
 Most Points Scored by BYU: 102 in 1965
 Most Points Scored by Wyoming: 107 in 1966


Date	Opponent	Score	W/L
12-16-29	Wyoming	47-25	W
12-18-29	Wyoming	51-38	W
12-12-30	at Wyoming	36-37	L
12-13-30	at Wyoming	46-42	W

12-21-31	at Wyoming	47-57	L	2-26-66	Wyoming	98-90	W	2-8-03	at Wyoming	74-66	W
12-22-31	at Wyoming	31-61	L	1-20-67	Wyoming	97-75	W	3-06-03	Wyoming	69-50	W
3-3-32	at Wyoming	33-37	L	2-25-67	at Wyoming	56-67	L	^ MWC Tournament			
3-4-32	at Wyoming	28-29	L	3-11-67	vs. Wyoming	63-70	L				
3-5-32	at Wyoming	38-22	W	1-18-68	at Wyoming	70-81	L				
3-9-33	Wyoming	25-35	L	2-17-68	Wyoming	101-77	W				
3-10-33	Wyoming	37-33	W	1-16-69	Wyoming	89-78	W				
3-11-33	Wyoming	41-39	W	3-1-69	at Wyoming	69-79	L				
3-8-34	at Wyoming	38-43	L	3-5-69	vs. Wyoming	95-82	W				
3-9-34	at Wyoming	(OT) 44-47	L	2-7-70	at Wyoming	73-98	L				
3-10-34	at Wyoming	34-43	L	2-19-70	Wyoming	71-73	L				
2-11-38	at Wyoming	47-61	L	1-17-71	Wyoming	82-68	W				
2-19-38	Wyoming	38-49	L	2-19-71	at Wyoming	72-78	L				
1-14-39	at Wyoming	27-35	L	1-29-72	at Wyoming	101-74	W				
2-18-39	Wyoming	44-46	L	2-25-72	Wyoming	70-56	W				
1-27-40	Wyoming	34-29	W	1-6-73	Wyoming	62-58	W				
3-2-40	at Wyoming	50-45	W	2-9-73	at Wyoming	67-54	W				
1-17-41	at Wyoming	45-46	L	2-2-74	at Wyoming (OT)	78-75	W				
1-24-41	Wyoming	49-45	W	2-28-74	Wyoming	74-62	W				
1-16-42	Wyoming	53-49	W	2-8-75	Wyoming	75-73	W				
1-31-42	at Wyoming	34-45	L	3-7-75	at Wyoming	67-64	W				
2-25-43	at Wyoming	42-53	L	2-6-76	at Wyoming	94-80	W				
2-26-43	at Wyoming	43-47	L	3-6-76	Wyoming	82-60	W				
2-27-43	at Wyoming	43-66	L	1-15-77	Wyoming	97-64	W				
1-19-45	at Wyoming	41-51	L	2-10-77	at Wyoming	82-72	W				
2-24-45	Wyoming	34-39	L	1-12-78	at Wyoming	82-89	L				
12-6-45	vs. Wyoming	49-58	L	2-11-78	Wyoming	76-56	W				
12-8-45	vs. Wyoming	37-52	L	1-27-79	at Wyoming (OT)	69-71	L				
1-18-46	Wyoming	36-41	L	2-22-79	Wyoming	78-73	W				
2-2-46	at Wyoming	57-41	W	1-18-80	Wyoming	53-56	L				
1-24-47	Wyoming	44-51	L	2-23-80	at Wyoming	39-30	W				
2-15-47	at Wyoming	47-70	L	1-24-81	Wyoming	84-70	W				
1-26-48	at Wyoming	45-39	W	2-26-81	at Wyoming (2OT)	84-86	L				
2-7-48	Wyoming	57-42	W	1-9-82	at Wyoming	42-61	L				
1-14-49	at Wyoming	48-59	L	1-23-82	Wyoming	25-27	L				
1-15-49	at Wyoming	38-58	L	1-22-83	at Wyoming	82-64	W				
1-24-49	Wyoming	54-42	W	3-12-83	Wyoming	54-41	W				
2-21-49	Wyoming	50-48	W	1-26-84	Wyoming	74-61	W				
12-9-49	vs. Wyoming	57-54	W	1-25-84	at Wyoming	55-56	L				
1-13-50	at Wyoming	39-46	L	1-24-85	Wyoming	78-65	W				
1-14-50	at Wyoming	27-53	L	2-28-85	at Wyoming	66-78	L				
3-3-50	Wyoming	55-44	W	2-20-86	at Wyoming	56-66	L				
3-4-50	Wyoming	70-52	W	3-1-86	Wyoming	62-65	L				
1-19-51	Wyoming	64-58	W	1-3-87	Wyoming	77-74	W				
1-20-51	Wyoming	65-38	W	2-21-87	at Wyoming	67-63	W				
2-16-52	Wyoming	43-48	L	1-13-88	at Wyoming	83-67	W				
3-1-52	at Wyoming	49-55	L	2-11-88	Wyoming	78-69	W				
1-23-53	Wyoming	71-42	W	2-23-89	at Wyoming	65-72	L				
2-27-53	at Wyoming	59-63	L	3-2-89	Wyoming	71-67	W				
2-12-54	at Wyoming	47-63	L	1-20-90	at Wyoming	65-60	W				
2-26-54	Wyoming	51-42	W	2-22-90	Wyoming	75-64	W				
1-22-55	at Wyoming	60-68	L	1-19-91	at Wyoming	80-86	L				
2-26-55	Wyoming	75-62	W	1-26-91	Wyoming	72-77	L				
1-14-56	Wyoming	74-48	W	1-16-92	Wyoming	68-59	W				
2-18-56	at Wyoming	78-67	W	1-23-92	at Wyoming	67-72	L				
1-12-57	at Wyoming	82-71	W	1-30-93	at Wyoming	77-64	W				
2-16-57	Wyoming	69-47	W	2-6-93	Wyoming	75-62	W				
1-18-58	Wyoming	62-50	W	1-27-94	Wyoming	82-66	W				
2-21-58	at Wyoming	46-74	L	2-3-94	at Wyoming	65-79	L				
1-17-59	at Wyoming	73-71	W	1-21-95	at Wyoming	58-52	W				
2-20-59	Wyoming	78-43	W	2-11-95	Wyoming	78-72	W				
1-16-60	Wyoming	73-52	W	1-18-96	Wyoming	84-75	W				
2-19-60	at Wyoming	75-70	W	2-10-96	at Wyoming	81-71	W				
1-14-61	at Wyoming	71-79	L	1-4-97	at Wyoming	61-89	L				
2-17-61	Wyoming	89-80	W	2-8-97	Wyoming	60-72	L				
1-12-62	Wyoming	73-63	W	1-17-98	Wyoming	60-41	W				
2-17-62	at Wyoming	71-87	L	2-14-98	at Wyoming	54-77	L				
2-9-63	Wyoming	89-77	W	1-20-00	Wyoming	87-78	W				
2-28-63	at Wyoming	80-76	W	2-26-00	at Wyoming	70-85	L				
1-11-64	Wyoming	96-91	W	1-22-01	at Wyoming	78-85	L				
3-7-64	at Wyoming	96-90	W	2-15-01	Wyoming	79-63	W				
2-11-65	at Wyoming	96-94	W	3-9-01	vs. Wyoming^	77-66	W				
3-5-65	Wyoming	102-87	W	2-2-02	Wyoming	85-70	W				
1-15-66	at Wyoming	101-107	L	2-28-02	at Wyoming	60-76	L				

AIR FORCE

Overall Series Record: BYU leads 41-8
 BYU Record in Provo: 20-3
 BYU Record in Colorado Springs: 18-5
 BYU Record at Neutral Sites: 3-0
 BYU Record under Steve Cleveland: 8-3
 BYU Record in Overtime Games: 2-0
 Last Overtime Game: 1989, won at AFA, 89-88
 Longest BYU Win Streak: 15 (1990-96)
 Longest Air Force Win Streak: 2 (1961-63)
 Largest BYU Margin of Victory: 35, 103-68 in 1993
 Largest Air Force Margin of Victory: 19, 80-61 in 1998
 Most Points Scored by BYU: 110 in 1965
 Most Points Scored by Air Force: 93 in 1987

Date	Opponent	Score	W/L
12-18-61	Air Force	66-68	L
12-14-63	Air Force	61-65	L
1-29-65	at Air Force	110-77	W
1-2-81	at Air Force	77-65	W
2-7-81	Air Force	62-51	W
1-21-82	Air Force	54-40	W
2-13-82	at Air Force	49-41	W
1-24-83	at Air Force	73-61	W
2-19-83	Air Force	66-57	W
1-28-84	Air Force	69-49	W
2-27-84	at Air Force	71-67	W
1-17-85	at Air Force	79-72	W
2-2-85	Air Force	66-60	W
3-4-85	Air Force*	79-82	L
1-18-86	at Air Force	65-57	W
1-23-86	Air Force	66-45	W
1-22-87	Air Force	87-69	W



Jake Shoff played a big role in BYU's two victories over Wyoming last season. In the two meetings Shoff combined for 15 rebounds and eight points. Steve Cleveland is 7-4 against Wyoming and 5-0 at home against the Cowboys.



Ricky Bower started for BYU in both meetings against Air Force. Bower's defense helped the Cougars hold Air Force to Marriott Center record 10 points in the first half of BYU's 65-33 victory on February 3, 2003 in Provo.

1-30-87	at Air Force	91-93	L
3-5-87	vs. Air Force** (OT)	82-79	W
1-30-88	Air Force	95-75	W
2-25-88	at Air Force	76-62	W
1-19-89	at Air Force (OT)	89-88	W
1-24-89	Air Force	78-79	L
1-18-90	at Air Force	64-56	W
2-24-90	Air Force	67-42	W
1-24-91	Air Force	72-55	W
2-23-91	at Air Force	70-61	W
1-18-92	Air Force	66-45	W
2-13-92	at Air Force	68-60	W
3-12-92	vs. Air Force+	72-51	W
1-16-93	at Air Force	103-68	W
2-20-93	Air Force	98-80	W
1-15-94	Air Force	87-73	W
2-17-94	at Air Force	94-82	W
1-7-95	at Air Force	89-68	W
2-25-95	Air Force	79-72	W
1-8-96	Air Force	68-64	W
2-22-96	at Air Force	80-66	W
1-24-98	at Air Force	61-80	L
2-19-98	Air Force	79-60	W
1-27-00	at Air Force	55-60	L
3-2-00	Air Force	73-52	W
2-1-01	Air Force	62-45	W
3-3-01	at Air Force	51-50	W
3-8-01	vs Air Force ^	69-54	W
1-21-02	at Air Force	64-74	L
2-18-02	Air Force	67-51	W
2-03-03	Air Force	65-33	W
3-01-03	at Air Force	56-43	W


^ MWC Tournament (Las Vegas)
 *WAC Tournament (Provo)
 **WAC Tournament
 +*WAC Tour. (Fort Collins)

NEW MEXICO

Overall Series Record: BYU leads 65-47
 BYU Record in Provo: 37-15 (20-12 in the Marriott Center)
 BYU Record in Albuquerque: 24-29 (14-24 in The Pit)
 BYU Record at Neutral Sites: 4-3
 BYU Record under Steve Cleveland: 9-6
 BYU Record in Overtime Games: 1-3 (1-1 Rd, 0-2 Hm)
 Last Overtime Game: 1994, lost in Provo, 82-84
 Longest BYU Win Streak: 14 (1950-57)
 Longest New Mexico Win Streak: 5 (1996-98)
 Largest BYU Margin of Victory: 30, 92-62 two times in 1955 and 1959
 Largest New Mexico Margin of Victory: 42, 74-32 in 1997
 Most Points Scored by BYU: 100 in 1979
 Most Points Scored by New Mexico: 102 in 1987

Date	Opponent	Score	W/L
12-29-50	vs. New Mexico*	64-56	W
1-26-52	at New Mexico	72-49	W
2-23-52	New Mexico	90-61	W
1-10-53	at New Mexico	73-57	W
3-6-53	New Mexico	61-43	W
1-9-54	New Mexico	76-63	W
3-4-54	at New Mexico	84-79	W
1-6-55	at New Mexico	92-62	W
3-5-55	New Mexico	74-48	W
2-3-56	New Mexico	87-53	W
3-1-56	at New Mexico	75-69	W
2-4-57	at New Mexico	73-60	W
3-1-57	New Mexico	67-41	W
2-7-58	New Mexico	66-53	W
3-8-58	at New Mexico	77-54	W
2-5-59	at New Mexico	85-77	W
3-7-59	New Mexico	92-62	W
2-5-60	New Mexico	95-67	W
3-5-60	at New Mexico	75-69	W
2-2-61	at New Mexico	97-76	W
3-4-61	New Mexico	70-65	W
2-3-62	New Mexico	76-74	W
3-1-62	at New Mexico	70-80	L
2-8-63	New Mexico	76-73	W
3-2-63	at New Mexico	59-84	L
1-10-64	New Mexico	57-59	L
3-5-64	at New Mexico	80-84	L
2-13-65	at New Mexico	70-89	L
3-6-65	New Mexico	70-67	W
1-13-66	at New Mexico	78-81	L
2-25-66	New Mexico	89-60	W
1-21-67	New Mexico	89-73	W
2-23-67	at New Mexico	75-97	L
1-20-68	at New Mexico	69-84	L
2-16-68	New Mexico	67-76	L
1-18-69	New Mexico	75-65	W
2-27-69	at New Mexico (OT)	77-71	W
1-29-70	New Mexico	77-90	L
2-28-70	at New Mexico	68-82	L
1-8-71	at New Mexico	72-62	W
2-13-71	New Mexico	70-68	W
2-3-72	New Mexico	70-62	W
3-4-72	at New Mexico	61-60	W
1-11-73	at New Mexico	62-69	L
2-17-73	New Mexico	66-76	L
1-5-74	at New Mexico	75-84	L
2-7-74	New Mexico	77-96	L
1-25-75	at New Mexico	96-78	W
2-28-75	New Mexico (OT)	72-77	L
1-30-76	New Mexico	81-67	W
2-28-76	at New Mexico	74-79	L
1-29-77	New Mexico	65-73	L
2-25-77	at New Mexico	88-80	W
1-26-78	at New Mexico	82-95	L
2-25-78	New Mexico	66-71	L

1-13-79	New Mexico	100-83	W
2-9-79	at New Mexico	65-66	L
1-3-80	at New Mexico	75-63	W
2-2-80	New Mexico	89-68	W
1-15-81	at New Mexico	92-87	W
2-21-81	New Mexico	78-72	W
1-4-82	New Mexico	76-58	W
3-6-82	at New Mexico	65-67	L
1-29-83	New Mexico	66-48	W
2-25-83	at New Mexico	70-71	L
2-2-84	at New Mexico	86-73	W
3-3-84	New Mexico	80-73	W
3-9-84	vs. New Mexico+	55-64	L
1-5-85	New Mexico	70-76	L
2-7-85	at New Mexico	74-76	L
1-4-86	at New Mexico	57-60	L
2-14-86	New Mexico	74-67	W
3-6-86	vs. New Mexico	68-79	L
1-10-87	at New Mexico	89-102	L
2-5-87	New Mexico	98-73	W
3-6-87	at New Mexico+	86-93	L
1-23-88	at New Mexico	89-82	W
3-3-88	New Mexico	89-82	W
1-5-89	at New Mexico	84-88	L
2-18-89	New Mexico	90-79	W
1-13-90	New Mexico	79-78	W
2-15-90	at New Mexico	51-60	L
1-12-91	New Mexico	72-65	W
2-14-91	at New Mexico	83-76	W
1-30-92	New Mexico	85-65	W
2-22-92	at New Mexico (OT)	84-95	L
1-4-93	New Mexico	70-56	W
3-6-93	at New Mexico	76-79	L
3-12-93	vs. New Mexico+	59-68	L
1-3-94	at New Mexico	68-74	L
3-3-94	New Mexico (OT)	82-84	L
1-28-95	New Mexico	81-63	W
2-4-95	at New Mexico	74-72	W
1-25-96	at New Mexico	77-83	L



Luiz Lemes helped shut down MWC MVP Ruben Douglas and chipped in five points, two steals and two rebounds in BYU's MWC Tournament victory over New Mexico. BYU defeated the Lobos in all three meetings last season.

2-1-96	New Mexico	81-83	L
2-3-97	at New Mexico	32-74	L
2-27-97	New Mexico	48-90	L
1-29-98	New Mexico	54-72	L
2-26-98	at New Mexico	83-62	W
1-30-99	at New Mexico	68-78	L
2-25-99	New Mexico	64-85	L
1-29-00	at New Mexico	69-78	L
2-17-00	New Mexico	74-78	L
3-9-00	vs. New Mexico ^	55-43	W
2-3-01	New Mexico	65-49	W
3-1-01	at New Mexico	72-67	W
3-10-01	vs. New Mexico ^	69-65	W
1-19-02	at New Mexico	58-73	L
2-16-02	New Mexico	68-62	W
2-01-03	New Mexico	80-64	W
3-03-03	at New Mexico	91-81	W
3-13-03	vs. New Mexico ^	71-56	W


*Conference Tournament
 +WAC Tournament
 ^ MWC Tournament

UTAH

Overall Series Record: Utah leads 118-116
 BYU Record in Provo: 64-46
 BYU Record in Salt Lake: 46-69
 BYU Record at Neutral Sites: 6-3
 BYU Record under Steve Cleveland: 3-11
 BYU Record in OT Games: 4-6* (1-1 Rd, 2-5 Hm, 1-0 Ntrl)
 *1-0 in 2OT, 0-2 in 3OT - all in Provo (83-85)
 Last OT Game: 1991, won v. Utah @ WAC, 51-49
 Longest BYU Win Streak: 8 (1909-12)
 Longest Utah Win Streak: 12 (1995-2000)
 Largest BYU Margin of Victory: 31 two times (1965, 94)
 Largest Utah Margin of Victory: 36, 85-49 (1997)
 Most Points Scored by BYU: 115 (1966)
 Most Points Scored by Utah: 106 two times (1962, 1963)

Date	Opponent	Score	W/L
1-23-09	Utah	32-9	W
3-5-09	at Utah	40-27	W
2-2-10	at Utah	31-27	W
2-11-10	Utah	31-17	W
1-28-11	Utah	47-27	W
2-25-11	at Utah	33-26	W
2-17-12	at Utah	36-25	W
3-2-12	Utah	32-25	W
2-8-13	Utah	31-49	L
2-22-13	at Utah (OT)	25-28	L
2-14-14	at Utah	23-36	L
2-28-14	Utah	32-24	W
2-20-15	Utah	29-28	W
3-12-15	at Utah	20-38	L
2-4-16	at Utah	26-41	L
3-4-16	Utah	30-38	L
2-10-17	Utah	38-32	W
2-23-17	at Utah	54-33	W
2-9-18	Utah	21-27	L
2-23-18	at Utah	38-28	W
2-7-19	at Utah	22-50	L
3-8-19	Utah	21-31	L
3-4-20	at Utah	30-41	L
1921	Utah	22-16	W
1921	at Utah	16-29	L
1922	Utah	32-27	W
1922	at Utah	29-16	W
1-26-23	Utah	36-29	W
1-27-23	Utah	25-19	W
2-16-23	at Utah	33-35	L
2-17-23	at Utah	18-24	L
1-25-24	at Utah	38-21	W

1-26-24	at Utah	36-26	W
2-15-24	Utah	37-22	W
2-16-24	Utah	34-32	W
2-6-25	Utah	33-35	L
2-7-25	Utah	42-25	W
2-27-25	at Utah	24-36	L
2-28-25	at Utah	41-36	W
1-22-26	at Utah	22-21	W
1-23-26	at Utah	35-31	W
2-12-26	Utah	34-39	L
2-13-26	Utah	37-24	W
1-28-27	Utah	39-42	L
1-29-27	Utah	35-37	L
2-25-27	at Utah	31-34	L
2-26-27	at Utah (OT)	40-34	W
1-27-28	at Utah	37-30	W
1-28-28	at Utah	35-31	W
2-17-28	Utah	25-31	L
2-18-28	Utah	26-31	L
1-18-29	Utah	41-38	W
1-19-29	Utah	49-45	W
2-8-29	at Utah	41-56	L
2-9-29	at Utah	53-37	W
1-31-30	at Utah	49-53	L
2-1-30	at Utah	30-38	L
2-28-30	Utah	56-31	W
3-1-30	Utah	59-42	W
1-23-31	Utah (OT)	51-52	L
1-24-31	Utah	43-45	L
2-27-31	at Utah	39-49	L
2-28-31	at Utah	57-49	W
1-15-32	Utah	44-36	W
1-16-32	Utah	39-40	L
2-5-32	at Utah	32-35	L
2-6-32	at Utah	43-34	W
3-1-32	vs. Utah	35-32	W
1-13-33	Utah	40-27	W
1-14-33	Utah	33-34	L
2-17-33	at Utah	43-42	W
2-18-33	at Utah	36-50	L
3-4-33	vs. Utah	43-26	W
1-26-34	at Utah	41-37	W
1-27-34	at Utah	30-43	L
2-9-34	Utah	45-31	W
2-10-34	Utah	40-28	W
1-11-35	Utah	54-25	W
1-12-35	Utah	56-53	W
2-15-35	at Utah	46-50	L
2-16-35	at Utah	43-52	L
1-17-36	Utah	42-34	W
1-18-36	Utah	47-42	W
2-14-36	at Utah	35-36	L
2-15-36	at Utah	37-36	W
1-29-37	at Utah	30-45	L
1 30-37	at Utah	40 41	L
2-19-37	Utah	35-43	L
2-20-37	Utah	36-31	W
1-22-38	Utah	41-48	L
3-4-38	at Utah	43-54	L
1-20-39	Utah	40-32	W
3-3-39	at Utah	47-52	L
2-9-40	at Utah	39-45	L
2-23-40	Utah	52-41	W
2-8-41	Utah	27-32	L
3-7-41	at Utah	39-50	L
2-7-42	at Utah	50-42	W
3-7-42	Utah	42-40	W
1-29-43	Utah	41-30	W
1-30-43	Utah	41-29	W
2-12-43	at Utah	44-34	W
2-13-43	at Utah	47-45	W
1-26-45	Utah	46-51	L
3-3-45	at Utah	52-56	L
2-9-46	at Utah	28-46	L




Jared Jensen came off the bench against Utah in Salt Lake City to help spark a BYU comeback that fell short. The Cougars cut the Utah lead to three on Kevin Woodberry's three-pointer and free-throw, but a questionable foul call on Rafael Araujo sent Utah to the line to seal the game.

3-9-46	Utah	53-71	L
2-8-47	Utah	54-62	L
3-8-47	at Utah	66-82	L
1-17-48	at Utah	65-63	W
2-21-48	Utah	55-51	W
1-29-49	at Utah	56-55	W
1-31-49	Utah	65-45	W
2-18-49	at Utah	49-58	L
2-19-49	Utah	52-54	L
1-28-50	at Utah	71-51	W
1-30-50	Utah	61-51	W
2-17-50	Utah	42-56	L
2-18-50	at Utah	56-46	W
12-27-50	vs. Utah*	49-58	L
2-16-51	at Utah	73-60	W
2-17-51	Utah	49-54	L
3-2-51	at Utah	58-67	L
3-3-51	Utah	69-50	W
2-2-52	Utah	48-51	L
3-8-52	at Utah	50-61	L
2-14-53	Utah	62-50	W
2-21-53	at Utah	73-50	W
2-19-54	at Utah	85-76	W
2-20-54	Utah	64-70	L
2-11-55	Utah (OT)	76-74	W
2-12-55	at Utah	71-78	L
2-11-56	at Utah	63-82	L
2-24-56	Utah	77-82	L
2-10-57	Utah	81-77	W
2-21-57	at Utah	66-88	L
1-24-58	at Utah	81-67	W
2-27-58	Utah	56-74	L
1-23-59	Utah	56-70	L
2-26-59	Utah (OT)	74-76	L
1-22-60	at Utah	69-76	L
2-25-60	Utah	75-87	L
1-20-61	Utah	91-86	W
2-23-61	at Utah	80-95	L

<SERIES vs. OPPONENTS RESULTS>

1-23-62	at Utah	89-94	L
2-24-62	Utah	101-106	L
1-19-63	Utah	71-53	W
2-23-63	at Utah	100-106	L
2-8-64	at Utah	89-91	L
2-22-64	Utah	75-72	W
1-23-65	Utah	98-67	W
2-20-65	at Utah	108-99	W
2-5-66	at Utah	94-93	W
3-5-66	Utah	115-100	W
2-11-67	at Utah	64-62	W
2-17-67	Utah	61-60	W
2-10-68	at Utah	89-91	L
2-24-68	Utah	93-90	W
2-8-69	Utah	73-67	W
2-22-69	at Utah	85-98	L
1-3-70	at Utah	76-82	L
1-24-70	Utah	81-91	L
2-6-71	Utah	103-89	W
3-6-71	at Utah	98-87	W
1-15-72	at Utah	67-61	W
2-19-72	Utah	79-66	W
3-3-73	Utah	89-73	W
3-3-73	at Utah	71-86	L
1-12-74	at Utah	86-104	L
2-16-74	Utah	74-89	L
1-18-75	at Utah	73-91	L
2-22-75	Utah	73-79	L
1-24-76	Utah	74-76	L
2-21-76	at Utah	84-83	W
2-5-77	at Utah	61-81	L
3-5-77	Utah	54-67	L
2-4-78	Utah	76-89	L
3-4-78	at Utah	74-81	L
1-20-79	at Utah	90-76	W
2-17-79	Utah	76-50	W
1-12-80	Utah	89-72	W
2-9-80	at Utah	83-82	W
1-31-81	at Utah	56-60	L
3-7-81	Utah	95-76	W
1-15-82	Utah	74-51	W
2-19-82	at Utah	61-68	L
2-5-83	at Utah	72-75	L
3-5-83	Utah (3OT)	62-64	L
1-14-84	Utah (2OT)	113-105	W



Travis Hansen led BYU to its fourth consecutive victory over UNLV in the Marriott Center in 2003. The First-Team All-MWC selection scored 20 points in BYU's 85-77 victory.

2-8-84	at Utah	82-79	W
1-26-85	at Utah	63-62	W
3-2-85	Utah (3OT)	85-86	L
1-25-86	Utah	87-69	W
2-22-86	at Utah	71-74	L
1-24-87	at Utah	80-70	W
2-14-87	Utah	58-65	L
2-4-88	Utah	82-64	W
2-27-88	at Utah	60-62	L

2-2-89	at Utah	86-90	L
2-25-89	Utah	81-74	W
1-25-90	Utah	65-49	W
2-10-90	at Utah	73-89	L
2-16-91	at Utah	74-81	L
3-2-91	Utah (OT)	71-72	L
3-9-91	vs. Utah (OT)	51-49	W
2-20-92	Utah	58-56	W
3-7-92	at Utah	87-73	W
3-13-92	vs. Utah+	75-62	W
1-9-93	Utah	53-54	L
2-27-93	at Utah	83-89	L
1-8-94	at Utah	64-62	W
2-26-94	Utah	73-70	W
3-10-94	vs. Utah+	96-65	W
1-3-95	Utah	64-57	W
3-4-95	at Utah	79-87	L
1-2-96	at Utah	77-83	L
3-2-96	Utah	85-96	L
1-11-97	Utah	51-61	L
2-6-97	at Utah	49-85	L
1-10-98	Utah	61-71	L
2-5-98	at Utah	68-83	L
1-9-99	at Utah	54-75	L
2-6-99	Utah	46-71	L
3-4-99	vs. Utah*	62-81	L
1-15-00	Utah	49-56	L
2-12-00	at Utah	62-77	L
3-10-00	vs. Utah#	58-54	W
1-29-01	Utah	69-61	W
2-24-01	at Utah	75-82	L
1-28-02	at Utah	66-71	L
2-23-02	Utah	63-61	W
1-25-03	Utah	75-79	L
2-24-03	at Utah	64-71	L

*WAC Tournament
#MWC Tournament

UNLV

Overall Series Record: UNLV leads 8-7
BYU Record in Provo: 5-2
BYU Record in Las Vegas: 2-6
BYU Record at Neutral Sites: 0-0
BYU Record under Steve Cleveland: 5-6
BYU Record in Overtime Games: 1-0
Last Overtime Game: 1981, won in 2OT in Las Vegas, 92-90
Longest BYU Win Streak: 2 (1981, 2000)
Longest UNLV Win Streak: 4 (1981-98)
Largest BYU Margin of Victory: 28, 91-63 in 2001
Largest UNLV Margin of Victory: 23, 79-56 in 2000
Most Points Scored by BYU: 92 in 1981
Most Points Scored by UNLV: 90 in 1981

THE OLD OQUIRRH BUCKET

The Old Oquirrh Bucket (named after the Oquirrh Mountains to the west of Salt Lake City) is the symbol of in-state basketball supremacy in Utah. Each year the trophy is awarded to the in-state college team (Utah, BYU, Southern Utah, Utah State and Weber State) which has the best won-loss record against in-state competition. In 2001, BYU posted a 4-1 record against in-state schools and brought home the bucket for the first time since 1994. BYU went 3-2 IN 2002 as Utah State took the Bucket, thanks to its OT win over BYU. It was USU's first Bucket since 1985. Utah won the Bucket in 2003. Following are the winners since the trophy was born in the 1974-75 season:

1974-75	Utah State	1988-89	Utah
1975-76	Utah State	1989-90	Utah
1976-77	Weber State	1991-92	BYU
1977-78	Utah	1992-93	Weber State
1978-79	BYU	1993-94	BYU
1979-80	BYU	1994-95	Utah
1980-81	Utah	1995-96	Utah
1981-82	BYU	1996-97	Utah
1982-83	Utah State	1997-98	Utah
1983-84	Utah State	1998-99	Utah
1984-85	Utah State	1999-00	Weber State
1985-86	Weber State	2000-01	BYU
1986-87	BYU	2001-02	Utah State
1987-88	Utah	2002-03	Utah



Date	Opponent	Score	W/L
01-03-81	at UNLV(2OT)	92-90	W
02-06-81	UNLV	86-77	W
12-05-81	UNLV	63-66	L
02-12-82	at UNLV	50-52	L
01-22-82	at UNLV	63-76	L
02-21-98	UNLV	76-84	L
01-10-00	at UNLV	77-75	W
02-19-00	UNLV	83-82	W
03-11-00	at UNLV*	56-79	L
01-15-01	UNLV	91-63	W
02-10-01	at UNLV	56-68	L
01-15-02	UNLV	60-47	W
02-09-02	at UNLV	70-73	L
01-16-03	UNLV	84-77	W
02-14-03	at UNLV	54-61	L

*MWC Tournament (Las Vegas)



BYU HOOP HISTORY





1951 NIT CHAMPIONS

**BYU 62, Dayton 43
March 17, 1951**

In 1951, the Cougars defeated Dayton in the championship game of the National Invitational Tournament. After the win, BYU accepted an invitation to the NCAA tournament, which at the time was not yet recognized as the decisive tournament for the country's best team. As the nation's champions, the Cougars finished 28-9 with the most wins in BYU basketball history. Not only is it impressive that BYU won the national title and so many games, but it is even more amazing that

leading 48-43 at halftime and never looking back. With star Dick Nemeika on the bench with four fouls, the Cougars turned to junior center Craig Raymond and junior forward Gary Hill. Hill and Raymond, non-starters going into the tournament, led the high-scoring Cougar offense with 21 points each. Steve Kramer added 20 points to make the third Cougar with 20 or more points and the fifth Cougar to score in the double digits. The win over the Violets marked the second NIT championship for both BYU and head coach Stan Watts. The season was the highest scoring in Cougar history. BYU averaged 95.5 points per game, while hitting 50 percent of its shots. In the NIT final the Cougars shot 59

percent while handling NYU.

Former coach of the Boston Celtics, Red Auerbach, commented on BYU at the championship, saying, "BYU simply overpowered them.

They (the Cougars) outplayed them all over the court."

**BYU 89, Georgia 82 (2 OT)
December 29, 1969**

In the middle of a forgettable 8-18 season, the Cougars took a memorable thriller from the Georgia Bulldogs in the Quaker City Tournament. Playing in Philadelphia, the Cougars found themselves down 38-25 at the half, but senior center Paul Ruffner led the Cougars charge back in the second half. The All-WAC Honorable Mention performer finished the game with 37 points and 18 rebounds as the Cougars took two overtimes to complete their comeback. Georgia trailed near the end of regulation and the end of the first overtime but managed to tie the game up both times. BYU was finally able to pull away in the second overtime, outscoring the Bulldogs 11-4. Doug Howard finished with 24 points, starting him on his way to his selection as a second team All-WAC member. The game marked the second time the Cougars had gone to double overtime that season. Earlier in the season, BYU lost a heartbreaker to Texas 76-73.

**BYU 68, San Francisco 61
December 22, 1953**

Stan Watts continued to bring glory to the BYU basketball program in 1953, by bringing prominent basketball programs to play in Provo. At the beginning of the first full season in the Smith Fieldhouse, the highly touted San Francisco program came to face the Cougars in Provo. The game would make memories for any fans present, as two San Francisco players, Bill Russell and K.C. Jones, went on to be stars in the NBA. San Francisco was the first of the big basketball schools to make the trip to

Provo, with Michigan and UCLA playing the Cougars in the Smith Fieldhouse in the season to follow.

**BYU 97, NYU 84
March 19, 1966**

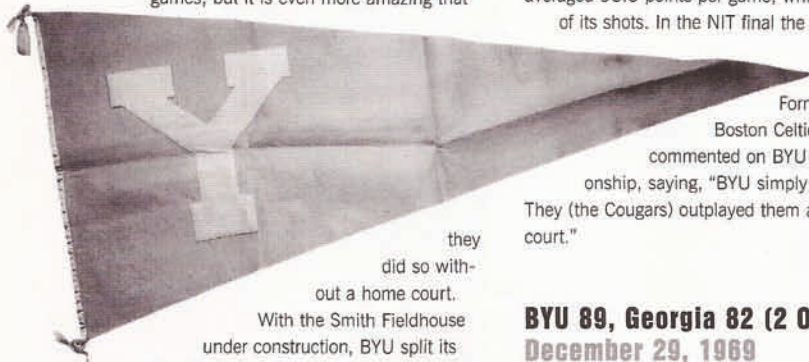
For the second year in a row, the Cougars finished as a 20-game winner with their final game against NYU in the championship game of the National Invitational Tournament. Playing in a packed Madison Square Garden, the No. 1-ranked Cougars outplayed NYU,

**BYU 78, Kansas State 72
December 3, 1971.**

There is a first for everything and the Cougars found a lot of firsts in this, the first game in the Marriott Activities Center. The arena itself was the first of its kind, the largest arena on any campus in the country. With the new arena, Stan Watts and his Cougars hosted the first major basketball tournament for BYU in the first BYU Classic. Nearly every statistic became a record for the Marriott Center that night, but not a single one of them stands today. BYU forward Kresimir Cosic was the highlight reel, scoring 30 points and pulling down 18 rebounds. Cosic's accuracy was impressive, hitting 8-of-11 from the field and 14-of-16 from the free throw line.

**BYU 108, LaSalle 106 (3 OT)
December 15, 1979**

With nine lead changes in a close game, BYU and LaSalle kept fans in the seats awaiting the outcome of a nail-biter. LaSalle's Michael Brooks set Marriott Center records, which still stand today, scoring 51 points and shooting 24-of-36 from the field. Despite Brooks' efforts, the third time truly was a charm for the Cougars. Tied at 98-98 after the end of the second overtime, things looked bleak for the Cougars with Danny Ainge out of the game with fouls. But in the third overtime the career of true freshman Steve Trumbo was born. At 6-7 and 230 pounds, the 18-year-old from Santa Clara, Calif., met the challenge. Trumbo tipped-in a bucket to give BYU a quick lead followed by a Devin Durrant lay-up as the Cougars went up by four. Trumbo went on to score four more points for the Cougars, finishing with six of the 10 points in the final overtime. While the Cougars didn't have a player that scored big like Brooks, BYU won with a team effort as six Cougars finished in double figures.




they did so without a home court.

With the Smith Fieldhouse under construction, BYU split its "home games" in Springville High's gymnasium and at the University of Utah. Head coach

Stan Watts guided the Cougars to the national title in only his second year at the helm. Watts had the help of Mel Hutchins, who became the first Cougar to be named a first team All-American and went on to win Rookie of the Year in the NBA in 1952-53 season.

1966 NIT CHAMPIONS





In 1981, after cruising past Princeton and 10th-ranked UCLA in the NCAA Tournament, Danny Ainge's last second heroics against Notre Dame lifted BYU into the "Elite Eight." With eight seconds left in the game and the Irish up by one point, Ainge took the ball and deftly dribbled the length of the court and softly laid the ball over the outstretched fingertips of Notre Dame center Orlando Woolridge. Before the stunned Irish players could inbound the ball, time had expired. Ainge's skillful drive was recently featured by ESPN and Sports Illustrated as one of the plays of the decade. (photos by Doug Martin)

BYU 95, Utah 76
March 7, 1981

After spotting Utah 10 points to start the game and trailing throughout the first half, BYU turned up the defensive pressure in the second half and spoiled the Utes hopes of claiming an outright conference title with a 95-76 victory in Provo. The Cougars held the Utes to just 29 percent shooting from the field in the second half to win and solidify their place in the NCAA tournament. Danny Ainge led the Cougars in the last home game of his BYU career, scoring 35 points on 14-25 shooting from the field and 7-7 from the free throw line. Utah All-American Danny Vranes was held to only 12 points (4-12 from the field, 4-5 on the line) and was 3-9 in the second half. The win avenged an earlier 56-60 loss to the Utes on their home court at the Special Events Center. Fred Roberts gave the Cougars the lead for good with a jumper from the free throw line at the 14:45 mark in the second half, giving BYU a 55-53 lead. The Cougars outscored the Runnin' Utes 40-23 from that point on, moving Utah into a tie with Wyoming for the WAC championship. BYU had the house packed for the game, setting a Marriott Center attendance record with 23,106.

BYU 51, Notre Dame 50
NCAA East Regional Semifinal
March 19, 1981

With eight seconds left and down by one to Notre Dame, BYU faced elimination in the NCAA East Regional Semifinal. But Danny Ainge refused to allow his senior season end without a fight. Ainge drove the length of the court, dribbling between defenders, and lofted a layup over the outstretched arms of Notre Dame center Orlando Woolridge with only two seconds remaining. His shot gave the Cougars a dramatic one-point victory. Ainge finished the game with only 12 points in the low-scoring affair, but none bigger than the final two. Down by as many as 14 points in the second half, the Cougars


led only twice during the game. The win moved the Cougars on to the Elite Eight, where BYU lost to Ralph Sampson and Virginia 74-60. BYU finished the season ranked No. 16 in the country and Ainge garnered Eastman and Wooden Award honors.

BYU 80, Notre Dame 76 (OT)
January 13, 1986

National powerhouse Notre Dame and coach Digger Phelps came to Provo and faced a stiff challenge from Jeff Chatman and the BYU Cougars. Chatman nailed a jumper with 1:20 left in regulation to give the Cougars a 63-61 lead. But Notre Dame's Tim Kempton scored with 33 seconds left to tie the score again. Alan Pollard had a chance to win the game, but missed the front end of a 1-and-1 free throw. In overtime, Tom Gneiting scored seven points, including an old-fashion three-point play, to give BYU a 73-69 advantage with 1:33 left. BYU played outstanding defense and made its free throws down the stretch to pull out the 80-76 victory. Notre Dame's All-American guard David Rivers led all scores with 28 points, but it wasn't enough to stop the Cougars who had four players in double-figure scoring. Chatman led BYU with 21 points on 7-of-10 shooting. Gneiting had 14 rebounds to go with his 18 points, while Dixie College transfer Averian Parrish chipped in 12 points and four rebounds. Bob Capener, playing all 45 minutes, had 14 points.

BYU 93, Pitt 73
December 23, 1986

On a year where BYU would find themselves ranked as high as No. 2 in the country, this blowout win vaulted the Cougars into the national spotlight. Pittsburgh was ranked in the top 20 and had one of the nation's top players in 6-10 All-American Charles Smith. It was another Smith, BYU's Michael Smith, who stole the show. Scoring 17 points in the first half and finishing the game with 34 points and 13 rebounds. BYU head coach Ladele Anderson said, "In all my years of coaching - college and professional - I've never been associated with a team that had that kind of first half of play. It was the best half for a team I've coached. BYU held Pitt to 20 percent shooting and caused 22 turnovers. Jeff Chatman had 12 points and Bobby Capener had 18 points on 4-of-7 three-point shooting.



MICHAEL SMITH,
BYU VS. PITT

BYU 121, Utah State 112 (OT)
December 19, 1987

BYU almost gave the Utah State Aggies an early Christmas present by blowing an 18-point second half lead, but pulled off the dramatic win in overtime. BYU found itself ahead 61-45 at the half of the high-scoring contest, but couldn't put Utah State away. The Aggies climbed all the way back and might have won the game were it not for poor free throw shooting. Second-team All-American Michael Smith led the Cougars with 39 points and Jeff Chatman chipped in 29. Smith sent the game to overtime by knocking down two free throws with only seven seconds left in the game. Poor free throw shooting doomed the Aggies in overtime, when Utah State managed to hit only 5-13 from the charity stripe. BYU head coach Ladell Andersen praised both teams after the game. "I'm proud of both ball clubs," he said. "It is a game neither club should have lost. It is nice to get a win out of this."

BYU 73, UTEP 71
March 14, 1992

BYU upset UTEP 73-71 in the WAC championship game with a 54-foot prayer by Kevin Nixon as time expired in Fort Collins, Colo. The win advanced BYU to the NCAA Tournament with an automatic bid, where they were defeated by Shaquille O'Neal's LSU Tigers. The Cougars were down by 11 at the half, but fought hard in the second half to rally from as many as 14 points. Jared Miller and Gary Trost led the way for the

Cougars scoring 17 points a piece. Mark Helsop scored 12 for the Cougars. Nixon, a starter, played only 11 minutes in the game due to sluggishness, but came in for the final 2.4 seconds for the final play with a hope to get a good look at the basket. The play was designed to draw a foul on a screen, but no call was made on the collision between the BYU and UTEP players. BYU had no choice but to throw the ball in to Nixon. "It felt good when it left my hands," said Nixon. "I thought it had a chance." The shot was replayed over and over again in the months to come on highlight tapes nationally. ESPN nominated the play to receive an ESPY award for college basketball's Play of the Year. Most BYU fans will remember the shot as one of the greatest in BYU history next to Danny Ainge's miracle drive against Notre Dame in the 1981 NCAA Tournament to send them to the Elite Eight.

BYU 73, Memphis 67 (OT)
December 22, 1992

After defeating Oklahoma 76-75 in the first round of the Maui Invitational, the Cougars took on Penny Hardaway and the Memphis Tigers. Hardaway would score 37 points, but it wasn't enough to stop four Cougars in double figures as BYU pulled out an exciting overtime victory. BYU led 33-28 at the half before Hardaway turned it on helping the Tigers shoot 60 percent in the second half. Kevin Nixon, who scored 14 points on the night, hit a three pointer to tie the game at 63-63 with 1:09 to play. Both Hardaway and BYU's Nick Sanderson had tries to win the game before overtime. In OT Memphis went up 67-63 with 2:57 left to play. Sanderson cut the

lead to 67-66 with a huge three-pointer. After a Hardaway turnover, Nixon nailed another three-pointer with 56 seconds left to go ahead 69-67. Sanderson made a quick steal with 25 seconds to play and took it the length of the court for an easy layin. After a failed Memphis three-point attempt, Russell Larson ended the game with a big dunk to finish off the Tigers 73-67. BYU went on the finals of the Maui Invitational losing to Duke 89-66. Sanderson had 15 points and four three-pointers, Larson had 11 points and 8 rebounds and Gary Trost led the Cougars with 16 points and 8 rebounds. BYU outrebounded Memphis 42-30.

BYU 80, Louisville 62
November 25, 1994

BYU advanced to the finals of the Great Alaskan Shootout after holding Louisville to 24 points in the second half and defeating Denny Crum's Cardinals 75-60. After trailing Louisville 36-32 at halftime, BYU cranked up the defense and jumped to an early second-half 42-39 lead. Behind the clutch shooting of Robbie Reid and Russell Larson, who scored 17 and 14, respectively, the Cougars pulled off the come-from-behind victory. The Cougars owned the glass with 47 rebounds to Louisville's 33, and held the Cardinals to 25 percent shooting in the second half. Randy Reid scored 11 points and sophomore Ken Roberts had 10 points and eight rebounds. First Team All-WAC forward Larson had a game-high 10 rebounds.



JEFF CHATMAN,
 BYU VS. NOTRE DAME



KEVIN NIXON,
 BYU VS. UTEP



RUSSELL LARSON,
 BYU VS. LOUISVILLE

BYU 83, No. 16 New Mexico 62
February 26, 1998

BYU upset No. 16 New Mexico at Pit 83-62 putting a halt to the nation's second longest home winning streak, ending the streak at 41 games with a 21-point blow out. The Pit is well-known throughout the country as one of the most intimidating places to play. The win put hope into Steve Cleveland's first year as a coach to hopefully play in the WAC Tournament. BYU was only 2-10 in the WAC going into the game while the Lobos were 11-1 in conference play. Nobody was expecting a team that had only won one game the season before to beat the mighty Lobos, especially in the Pit. The Cougars came out confident in the first half making 68 percent from the field and 7-10 from three-point land, to give them a 46-28 lead going into the half. Senior Justin Weidauer played the best game of his career, going 9-10 from the field and 4-5 from three point range, to finish with 22 points. Freshman Mekeli Wesley shot 7-13 from the field to finish with 19 points. Junior Danny Bower shot 5-10 from beyond the arc to finish with 17 points.

BYU 76, UTEP 75 (3-OT)
February 28, 1998

After upsetting New Mexico in "The Pit," BYU kept up its late season heroics with a road victory over UTEP in triple overtime. BYU clinched a spot in the postseason Western Athletic Conference Tournament by defeating UTEP 76-75. With eight seconds left in triple overtime, Lance Archibald hit a three to tie the game at 75-75. Then with no time left on the clock, freshman Mekeli Wesley hit a free throw to give the Cougars the one-point victory. BYU trailed UTEP by 10 points at the half, but came back behind the strong play of Wesley. Wesley scored 31 points in the triple overtime victory. In the game, Wesley broke a BYU record by hitting 16-of-18 free throw attempts, including the tiebreaker at the end of the game. Wesley's performance helped earn him a spot on the WAC All-Mountain Division Newcomer Team that year. Senior Justin Weidauer chipped in 14 points to help out the Cougars.

Arizona 78, BYU 74
Nov. 28, 1998

The Arizona Wildcats came into Provo undefeated and ranked No. 11 in the nation but nearly lost to the Cougars, coming out with a narrow 78-74 overtime victory. Freshman Mark Bigelow helped keep BYU close with a BYU record nine steals to lead the Cougars, who had 15 steals on the night. Bigelow also paced the Cougar offense, scoring 24 points on 6-16 shooting from the field and 11-11 from the line. With 3:36 left to go in regulation, A.J. Bramlett scored for Arizona to give the Wildcats a 64-55 lead, their biggest of the game. But the Cougars were in no mood to give the game away and ran off 12 consecutive points to take a 67-64 lead with 1:23 left in the game. A three-point field goal by Jason Terry knotted the game at 67 and that is how regulation would end. BYU kept the game close in overtime but a late push from Arizona allowed the Wildcats to steal the victory from the Cougar claws. The low-light of the game came in the second half when Arizona for-



ward Eugene Edgeron delivered a vicious elbow to the face of BYU center Bret Jepsen, who was forced to leave the game with a concussion.

BYU 60, Hawaii 59
Jan. 16, 1999

A three-point bucket by Mekeli Wesley with just three seconds left gave the Cougars back-to-back road wins and a 60-59 over Hawaii. Wesley's shot capped off a 19-3 BYU run to finish the game and gave BYU its first lead since the 9:21 mark of the first half. Wesley was the second leading scorer on the night with 18, behind teammate Silester Rivers, who finished with 20 points and nine rebounds. The win moved the Cougars to 7-8 on the season and 2-1 in WAC play. BYU fell behind on just 7-of-23 shooting (2-10 three-point) in the first half but rebounded to go 11-23 from the field (3-6 three-point) in the second for the victory. The Cougar defense also turned up the heat on Hawaii, holding the Warrior offense to just 37.5 percent shooting in the second half.


BYU 90, TCU 74
March 2, 1999

In BYU's final year in the Western Athletic Conference, the Cougars pulled off an impressive upset against Texas Christian University, winning 90-74 in the first round of the conference tournament. Early in the game, the Cougars went on a 16-1 run to take a 16-5 lead. BYU sophomore Nathan Cooper scored eight points in the early run and went on to lead BYU with a career-high 24 points. TCU's Lee Nailon led all scorers with 33

points on the night, but Cooper had a strong supporting cast in WAC Freshman of the Year Mark Bigelow (20 points), sophomore Michael Vranes (19 points), and sophomore Mekeli Wesley (17 points). While the Cougars were bolstered by a team-record 13 three pointers on the night, TCU pulled close to BYU at 62-57 midway through the second half. With the help of three successive technical fouls against the Horned Frogs, the Cougars pulled ahead by 12 on a 12-5 run and never looked back.

BYU 77, UNLV 75
January 10, 2000

The Cougars upset MWC favorite UNLV with a 77-75 win at the Thomas and Mack Center in Las Vegas to open league play. BYU's Terrell Lyday showed his stardom leading the Cougars with 30 points. Lyday hit 10-for-17 from the field, including 5-for-10 on three-point shots. Lyday also led BYU in rebounds, pulling down 11 in his double-double effort. With 10 rebounds on the defensive glass, and six steals, Lyday proved to be a winning force on both ends of the floor. As a team, the Cougars shot 48 percent to UNLV's 39 percent and hit 10-of-19 three pointers. Despite UNLV's comeback to take the lead late in the game, and more than 12,500 fans cheering the Rebels on, BYU kept its composure. The Cougars got a boost from good free throw shooting and a Todd Christensen three-pointer with three minutes left in the game.



BYU 58, Utah 54
March 10, 2000

Perhaps a benchmark for head coach Steve Cleveland and BYU basketball fans at large, the Cougars revitalized the BYU/Utah rivalry, winning 58-54 at the Mountain West Conference Tournament in Las Vegas. "That wasn't for me," Cleveland said. "There's a lot of people in Provo, Utah, that have really struggled with not having it [the rivalry] be competitive. If anything this says this is going to be competitive." BYU ended a 12-game losing streak to the Utes, winning for the first time against Utah since 1995. The victory improved BYU's record to 20-9 (eventually 22-11), the first time the Cougs recorded a 20-win season since 1995. With 40 percent shooting on the night and 59 percent from the free throw line, it is no surprise it was the Cougars' defense that won the game. BYU held Utah to a dismal 30 percent from the floor. With BYU star Mekeli Wesley struggling and hampered with foul trouble, BYU sophomore Eric Nielsen kept the Cougars in the game. Averaging just 5.8 points and 3.8 rebounds per game going into the semifinal game, Nielsen shocked the Utes with a career-high 17 points and nine rebounds. Poor Cougar free throw shooting kept the game close but Utah wasn't able to capitalize. Down 57-54, Utah's Hano Mottola had a chance to tie the game with 14.6 seconds left, but his three-point attempt drew nothing but air. The Utes had one more chance to tie the game, but Phil Cullen sent an inbound pass sailing over the heads of his teammates and out of bounds on the opposite baseline. While the Cougars lost to UNLV in the MWC Championship game, BYU secured an NIT bid and advanced to the quarterfinals of the tournament.

BYU 69, Utah State 67
December 16, 2000

In demonstrating the Cougars' season dominance over Utah teams, BYU defeated Utah State 69-67 in the Marriott Center. The game featured the debut of University of Utah transfer Trent Whiting who had a game-high 22 points to lead his new team in scoring. "I guess if anybody questioned why I started (Whiting) tonight, you probably know now," said BYU coach Steve Cleveland. "He has been the best player in practice for



four months. He is a competitor and he adds a nice dimension to this ball club; something we haven't had." After a quick start and an early 12-point BYU lead, Utah State battled back to take a late first-half lead with 36 seconds left before halftime. Whiting proved his worth hitting an NBA-range three-pointer at the buzzer to give the team a 41-40 lead at the break. The Aggies came out strong in the second half, taking a 42-41 lead and maintaining the lead until late in the game. After BYU's Terrell Lyday hit a three-pointer to bring the Cougs within two, Whiting picked the pocket of USU's Bernard Rock and heading down the court to finish the fast break with a layup, tying the game 63-63. The two teams exchanged buckets, but it was BYU's Mekeli Wesley who made two free throws with eight seconds left to give the Cougars the two-point victory.

BYU 91, UNLV 63,
January 15, 2001


In a nationally televised game on ESPN, BYU came up big against the Rebels winning 91-63 in a late-night thriller. Playing in a Monday night 10 p.m. start, the Cougars were anything but sleepy as four starters scored in double figures. The 28-point margin of victory marked the biggest win over UNLV in BYU history and was sparked by a 26-point performance by Trent Whiting. The game was a measure of success for head coach Steve Cleveland, who inherited a 1-25 team just four years earlier. "It was the best basketball we've played here in four years against a quality team," said Cleveland. "We defended and executed well and I really like the flow in the last seven games. Our defense was the best since we've been here." BYU's defense held UNLV's leading scorer, Kaspars Kambala, to only two points, 16 points below his average. The offense for BYU was blistering, shooting 6-11 behind the three-point line, 56 percent from the field and 85 percent from the charity stripe. The game was never really close, as BYU started the game with a 10-0 run and carried a 19-point lead into the half.

BYU 69, Utah 61
January 29, 2001

BYU's Trent Whiting showed no mercy on his former team, scoring 21 points to lead all players and help the Cougars to a 69-61 win. BYU's defense put the Utah offense to sleep in the 10 p.m. Monday night game, holding the Utes to 39 percent from the floor. "The difference in the ball game was the second half," said BYU coach Steve Cleveland. "We played with much more aggression, especially at the defensive end." BYU's offense supported the defense as the team hit 10 three-pointers on 19 attempts. Whiting's scoring was efficient, hitting 5-for-9 from the field, including 3-for-5 behind the three-point line and a perfect 8-for-8 from the free-throw line. With the win, BYU reclaimed the series lead at 115-114.

BYU 77, Wyoming 66
March 9, 2001

In the semifinal game of the Mountain West Conference Tournament in Las Vegas, the Cougars downed a tenacious Wyoming team 77-66 in the Thomas and Mack Center. Advancing to the MWC championship game wasn't easy despite an early 20-10 lead for BYU. Both teams finished the regular season as conference co-champions along with Utah, and both teams played each other as champions, coming up with big plays from clutch players. While it was a total team effort, MWC Player of the Year Mekeli Wesley and All-MWC guard Terrell Lyday carried the Cougars on their backs, scoring all but four of BYU's 34 second-half points. "Terrell and Mekeli played huge for us tonight," BYU head coach Steve Cleveland



Mekeli Wesley helped spark the Cougars to victories over rival Utah in 2000 and 2001. He was the MWC MVP as a senior in 2001.

said. "We played a great game tonight and we don't win it unless we have the performances we got from those two guys." The senior duo combined for 55 points on Wesley's 23 points and Lyday's MWC tournament record 32 points. Wesley, amazingly, played the final 11 minutes of the game with four fouls, while teammates Eric Nielsen and Nate Knight left the game with five fouls apiece. The Cowboys tried to mount a comeback with Brett McFall's 5-for-9 shooting and 19 points, but BYU's defense held out until the end of the game.

BYU 69, New Mexico 65
March 10, 2001

After a late-night thriller against Wyoming and a win over Air Force the day before that, the Cougars faced a tough New Mexico team in the championship game of the Mountain West Conference Tournament. After BYU's Trent Whiting hit two free throws with 4.6 seconds left, the Cougars won the MWC Tournament Championship 69-65. Not only did the Cougars win the conference tournament, but they also secured a spot in the NCAA Tournament, BYU's first visit since 1995. League MVP Mekeli Wesley was the outstanding player of game as he hit 11-of-12 shots on his way to a 30-point night. "Mekeli is the best player in the league and he showed that today," said New Mexico forward Brian Smith, who was matched up against Wesley most of the night. Wesley was not without a supporting cast, as senior colleagues Terrell Lyday and Trent Whiting came up big. Whiting's 15 points came at crucial times, one of his three buckets from behind the arc fell at the end of the first half, while another helped the Cougars with two minutes left. Lyday's night was spotlighted with defense. Lyday held New Mexico's leading scorer, Marlon Parmer, to only 12 points and 0-for-4 from the field in the first half. Parmer had a chance to win the game for the Lobos late with a three-pointer, but Lyday's defense stopped Parmer from getting a good look and hitting the shot. "I told Terrell that he wasn't going to score 26 points tonight, but his main responsibility would be to defend," BYU coach Steve Cleveland said. "He made a huge defensive stop on Parmer's last shot."

BYU 81, Stanford 76
December 22, 2001

In perhaps the Cougars' biggest non-conference game of the Steve Cleveland era, BYU defeated No. 13 Stanford, 81-76, in a nationally televised game on ESPN at the Las Vegas Showdown. The win extended BYU's neutral court victory streak at the Thomas and Mack Center to six straight games. With BYU having lost four starters, including three All-MWC players, from its MWC title team the year before, the defending Pac-10 champion Cardinal with All-American Casey Jacobson was a heavy favorite. But senior forward Eric Nielsen delivered the best game of his career. Nielsen finished with 29 points, going 11-16 from the field, 2-2 from the three-point line, and 5-5 on free throws to shatter his previous career high of 19 points. Nielsen just outpaced Jacobson as the Stanford All-American finished with 28 points. With solid BYU defensive pressure, Jacobson went cold down the stretch and struggled from the free throw line.



BYU entered the game leading the nation in free throw percentage and used it to hold on as senior Matt Montague hit six free throws in the final minute. The Cougars shot a blistering 63.6 percent from behind the three-point line. BYU finished the game 7-11 from behind the arc, while Stanford finished the game 6-25. Trailing 63-61 with just under 10 minutes to play, BYU went on a decisive 13-2 run over the next eight minutes that proved too much for the Cardinal to overcome. BYU made free throws when it mattered most. It was BYU's first win over a ranked opponent since 1998 when the Cougars knocked off No. 15 New Mexico in The Pit during Cleveland's first season


BYU 63, Utah 61
February 23, 2002

With the attention of the world on Utah during the final days of the 2002 Winter Olympics, the BYU-Utah rivalry stole local headlines with an unforgettable 21-point BYU comeback win to protect the nation-leading home winning streak at 35 games. A victory looked very doubtful after BYU played its worst first half of the home-court victory streak, trailing 43-26 at the break. In the second half, two quick Utah buckets pushed the lead to 21 at 47-26, but the Marriott Center magic ignited as BYU went on an amazing 24-5 run. The momentum had completely changed as BYU was back in the game with 7:26 remaining and down by only two points, 52-50. Great defense led to the second-half offensive explosion. After giving up a season-worst 43 points in the first half, BYU held Utah to 29 percent shooting and outscored the Utes 37-18 in the second half. Seniors Matt Montague and Eric Nielsen led the second-half charge. With 1:18 remaining in the game, Montague hit a rare three-pointer to bring BYU within one, 61-60. On the next possession, Montague made a record-setting

assist to Nielsen for an eight-foot jumper that gave the Cougars their first lead of the game, 62-61, with 25 seconds left. That assist tied Montague with BYU legend Danny Ainge for the all-time career record for assists at 539. The Cougars sealed the win with two crucial rebounds, with 7-foot center Dan Howard getting fouled after a key board. Howard added a free throw and the Utes were left to walk off the court in disbelief while the BYU players and fans celebrated at mid-court. Despite being in foul trouble, junior forward Travis Hansen finished with a game-high 17 points and team-high seven rebounds for BYU. "I thought it was most appropriate that our two seniors hit the two big shots of the game," said coach Steve Cleveland. "This was a great college game."

BYU 64, Arizona State 60
December 4, 2002

After losing 11 straight true road games in 2001-02, BYU proved it would win on the road in 2002-03 by downing the Arizona State Sun Devils, 64-60, in its first road game of the season. The Cougars never trailed after taking a 20-18 lead with 10:36 to go in the first half on a Jared Jensen dunk made possible by a steal by reserve guard Ricky Bower. Jensen carried BYU in the first half scoring 10 of his 12 points to pace the Cougars as they built a 10-point halftime lead at 35-25. The game was tied at 20-20 when BYU went on a 14-2 run to help build its double-digit advantage at the break. BYU's largest advantage was 12 but ASU twice tied the game in the second half and had BYU's lead cut to one-point with just over two minutes to go. A Rafael Araujo free throw stretched BYU's advantage to three points with under a minute to play. BYU's Travis Hansen led all scorers with 23 points on 8-of-11 shooting and took the game over in the second half, hitting big buckets for BYU down the stretch. Araujo added nine points and 11 rebounds, along with three blocks and three assists. Four ASU players scored in double figures led by freshman star Ike Diogu with 15 points and eight rebounds. Tommy Smith chipped in 13 points. Jamal Hill scored 12 and Curtis Millage added 11. ASU fell to 4-2 with the loss.



Travis Hansen celebrates BYU's amazing 21-point second half comeback victory over the Utah to preserve the nation's longest home winning streak.

101 YEARS OF BYU BASKETBALL

BYU basketball has a winning tradition more than 100 years strong. In fact, 81 of the Cougars' 101 seasons on the hardwoods have been winning campaigns. The program rates well nationally, ranking 25th all-time in total wins and 40th all-time in winning percentage among all Division I schools.

The Cougars have achieved a 1450-931 (.609) record since their first season in 1903. On the way, BYU has won 26 conference titles and earned 29 postseason tournament invites, twice being crowned national champs with National Invitation Tournament titles in 1951 and 1966.

Over the years, times have changed the way the game looks and the way it is played but Cougars basketball has continued to be popular in Provo. The Cougars achieved the nation's No. 1 increase in average attendance in 2003 and ranked 17th nationally in average attendance. BYU has consistently ranked among the top schools in attendance over the past 30 years. During BYU's history, the scenery has changed from many gyms the Cougars have called home but for the most part one thing has been constant – winning games.

BYU has won one-fourth of all conference championships with titles being earned in four different leagues. The first seven came from the Rocky Mountain Conference and continued as BYU won five as a member of the Skyline Conference. During the Cougars' membership in the Western Athletic Conference, BYU teams won 12 conference championships. Tack on two Mountain West Conference titles in the league's first four seasons, including the 2003 title, and BYU has won 26 basketball championships in all.

The Cougars are no strangers to postseason play. BYU teams have been invited to the NCAA Tournament 20 times, including two of the last three seasons. The most memorable highlight came during the 1980-81 season when Danny Ainge's full-court jaunt and finger roll—as time expired—shocked heavily favored Notre Dame and stunned the nation. The win propelled the team to the "elite eight," which is the furthest any Cougar team has gone in that tournament.

The NIT has invited the Cougars to its postseason event nine times. Of those nine, BYU has reached the final four twice—earning a trip to New York—and both times Stan Watts' teams brought home the title. The 1951

champs won 28 games in one season, which still stands as a BYU record.

The highest ranking a Cougar team has received in the media polls was the 1987-88 team. At one point the team was 17-0 and reached as high No. 2 and No. 3 in the rankings. Had the victory streak not been snapped by UAB in Birmingham, the Cougars could have easily found themselves in the No. 1 spot as the top-rated Arizona Wildcats had lost and left the door open for the Cougars to be the only undefeated team in college basketball.


The Cougars have called several places "home" throughout the last century. Home games have been played in many locations, including an upstairs gym in Springville—where fans would stand in windowsills to see the game, the old BY Academy and the University of Utah's home court. Eventually, BYU found a home on campus when the George Albert Smith Fieldhouse was built in the 1951.

Many capacity crowds crammed inside the Fieldhouse to see Cougar basketball. With the winning tradition that was being established, the then 10,000-seat arena grew too small for the increasing interest. In 1971, the

Marriott Center was built, giving BYU one of the nicest facilities in the country. With 22,700 seats it became, and still is, one of the most intimidating arenas in college basketball.

Many long winning streaks have been accumulated in the Marriott Center, including the longest consecutive home victory streak in the nation over parts of the 2002 and 2003 seasons. Inside the Marriott Center, BYU teams have posted a 353-107 record. That's a winning percentage of .767.

Over the years, 21 different coaches have paced the BYU sideline and 18 of those did so with winning percentages. Taking the helm the year after a program-worst 1-25 season in 1996-97, current coach Steve Cleveland already has two conference titles and four postseason appearances in his six seasons. BYU basketball's winning tradition continues. Only time will tell, but every indication is the next 100 years will be as successful as the last.



1902-03

DATE	OPPONENT	SCORE	W/L
F 6	at LDSU	7-47	L
F 14	BY College	13-17	L
F 21	Weber Academy	30-18	W
F 27	at Weber Academy	17-16	W
F 28	at BY College	20-17	W
M 7	LDSU	13-23	L
M 21	at LDSU	13-30	L
M 28	Univ. of Colorado	23-15	W
A 2	Univ. of Colorado	10-16	L

Coach: W.A. Colton
Record: 4-5

1903-04

DATE	OPPONENT	SCORE	W/L
J 9	Salt Lake H.S.	38-8	W
J 16	LDSU	17-22	L
J 22	at Weber Academy	43-13	W
J 23	at BY College	18-9	W
F 6	BY College	17-18	L
F 19	at LDSU	20-27	L

Record: 3-3

1904-05

DATE	OPPONENT	SCORE	W/L
J 21	at A.F. Apollos	NS	L
J 28	LDSU	51-7	W
F 3	at State Deaf School	64-6	W
F 4	at BY College	22-14	W
F 10	A.F. Apollos	NS	W
F 11	BY College	19-12	W
F 18	Weber Academy	30-10	W
F 24	at LDSU	NS	W
F 25	at Weber Academy	14-16	L
M 4	State Deaf School	NS	W
M 4	at A.F. Apollos	10-7	W
M 25	Wheaton Col. (Ill.)	27-35	L

Record: 9-3

1905-06

DATE	OPPONENT	SCORE	W/L
J 13	LDSU	25-12	W
J 19	Weber Academy	NS	W
J 27	State Deaf School	62-4	W
F 9	at Weber Academy	15-11	W
F 10	at State Deaf School	NS	W
F 13	Chicago YMCA	14-22	L
F 16	at LDSU	19-17	W
F 23	at Utah State	21-14	W
F 24	at BY College	20-18	W
M 2	Minn. Red Wings	20-18	W
M 3	Utah State	19-11	W
M 17	BY College	20-19	W

Coach: C.T. Teetzel
Record: 11-1

1906-07

DATE	OPPONENT	SCORE	W/L
J 19	Weber Academy	72-9	W
J 26	BY College (OT)	26-24	W
F 1	at LDSU	32-29	W
F 7	Chicago Crescents	21-24	L
F 16	Utah State	44-11	W
F 23	Weber Academy	2-0	W
M 1	at Utah State	23-12	W
M 2	at BY College	16-19	L
M 8	LDSU	30-19	W
M 16	v. BY College (OT)	24-27	L

! - forfeit
Coach: C.T. Teetzel
Record: 7-3

1907-08

DATE	OPPONENT	SCORE	W/L
17	at BY College	14-16	L
J 18	at Utah State	29-16	W

J 25	LDSU (OT)	20-19	W
F 1	Utah State	43-19	W
F 15	LDSU	26-25	W
F 22	BY College	22-27	L

Coach: C.T. Teetzel
Record: 4-2

1908-09

DATE	OPPONENT	SCORE	W/L
D 12	YMCA	23-29	L
J 9	at YMCA	17-31	L
J 16	at LDSU	16-30	L
J 23	Utah	32-9	W
J 30	BY College	35-21	W
F 6	Utah State	37-11	W
F 20	LDSU	28-33	L
F 22	Oregon	26-24	W
F 26	at Utah State	37-13	W
F 27	at BY College	34-27	W
M 5	at Utah	40-27	W

Coach: Fred Bennion
Record: 7-4

1909-10

DATE	OPPONENT	SCORE	W/L
J 8	YMCA	28-26	W
J 14	at BY College	33-13	W
J 15	at Utah State	40-20	W
J 22	BY College	42-14	W
F 2	at Utah	31-27	W
F 11	Utah	31-17	W
F 12	at LDSU	29-21	W
F 18	Utah State	47-31	W
F 22	YMCA	21-26	L
F 25	LDSU	47-12	W
F 26	at YMCA	13-23	L

Coach: Fred Bennion
Record: 9-2

1910-11

DATE	OPPONENT	SCORE	W/L
J 7	at Snow Academy	45-25	W
J 14	Alumni	32-22	W
J 21	YMCA	41-17	W
J 28	Utah	47-27	W
F 4	at Utah State	29-19	W
F 18	Utah State	37-21	W
F 25	at Utah	33-26	W
F 27*	Hamilton, Wisc.	27-26	W

* - Game in dispute
Coach: Henry Rose
Record: 8-0

1911-12

DATE	OPPONENT	SCORE	W/L
J 13	Alumni	40-19	W
J 20	BY College	48-20	W



FRED BENNION
Years: 1908-10
Record: 16-6 (.727)

J 27	LDSU	51-12	W
F 3	Utah State	36-17	W
F 9	at Utah State	37-16	W
F 17	at Utah	36-25	W
M 2	Utah	32-25	W

Coach: E.L. Roberts
Record: 7-0

1912-13

DATE	OPPONENT	SCORE	W/L
D 14	Weber Academy	48-34	W
J 11	Alumni	61-26	W
J 18	LDSU	34-20	W
J 25	Burlington (S.L.)	49-17	W
F 1	BY College	40-29	W
F 8	Utah	31-49	L
F 14	at BY College	28-26	W
F 15	at Utah State	33-23	W
F 22	at Utah (OT)	25-28	L
M 1	Utah State	20-29	L

Coach: E.L. Roberts
Record: 7-3

1913-14

DATE	OPPONENT	SCORE	W/L
J 10	S.L. Hardware	53-18	W
J 17	Deseret Business	44-13	W
J 31	BY College	43-23	W
F 5	Montana State	67-14	W
F 14	at Utah	23-36	L
F 21	Utah State	41-21	W
F 28	Utah	32-24	W
M 6	at Utah State	28-19	W
M 7	at BY College	22-15	W
M 9	at Oneida Academy	25-26	L

Coach: E.L. Roberts
Record: 8-2

1914-15

DATE	OPPONENT	SCORE	W/L
J 15	at Apollos	23-27	L
J 16	Apollos	35-25	W
J 30	BY College	37-32	W
F 13	Utah State	29-21	W
F 20	Utah	29-28	W
F 26	at Utah State	31-23	W
F 27	at BY College	24-18	W
M 12	at Utah	20-38	L

Coach: E.L. Roberts
Record: 6-2

1915-16

DATE	OPPONENT	SCORE	W/L
J 15	Springville H.S.	44-17	W
F 4	at Utah	26-41	L
F 12	Utah State	42-17	W
F 19	Iola (KS) YMCA	70-25	W
F 26	at Utah State	23-37	L
M 4	Utah	30-38	L

Coach: E.L. Roberts
Record: 3-3

1916-17

DATE	OPPONENT	SCORE	W/L
D 13	at Springville H.S.	19-20	L
J 6	BY H.S.	50-20	W
J 13	West H.S.	42-24	W
J 20	Springville H.S.	61-24	W
J 27	LDSU	38-19	W
J 29	Chicago Cres.	51-9	W
F 3	at BY College	84-37	W
F 10	Utah	38-32	W
F 17	Utah State	43-22	W
F 23	at Utah	54-33	W
M 3	Alumni	50-19	W
M 8	at Utah State	34-27	W
M 14	#Brown-King (SL)	52-21	W
M 15	#NW Normal (OK)	35-24	W



E.L. ROBERTS
Years: 1911-20, 25-27
Record: 74-39 (.655)

M 16	#Seward Park Bro.	27-16	W
M 17	#Illinois AC	14-27	L

#AAU Tourney (Chicago)
Coach: E.L. Roberts
Record: 14-2

1917-18

DATE	OPPONENT	SCORE	W/L
N 29	at Lehi H.S.	30-34	L
J 12	BY H.S.	40-28	W
J 19	Lehi H.S.	67-30	W
J 25	BY College (OT)	32-36	L
F 1	Hinckley Acad.	58-28	W
F 9	Utah	21-27	L
F 11	at Amer. Fork H.S.	48-35	W
F 23	at Utah	38-28	W

Coach: E.L. Roberts
Record: 5-3

1918-19

DATE	OPPONENT	SCORE	W/L
	Pl. Grove H.S.	58-19	W
	Lehi H.S.	72-14	W
	Springville H.S.	46-19	W
F 6	at Sp. Fork H.S.	87-18	W
F 7	at Utah	22-50	L
F 15	BY College	50-24	W
M 1	Utah State	23-26	L
M 8	Utah	21-31	L

Coach: E.L. Roberts
Record: 5-3

1919-20

DATE	OPPONENT	SCORE	W/L
J 9	at Springville H.S.	34-19	W
J 10	BY H.S.	49-32	W
J 21	at A.F. Legion	56-34	W
J 24	Lehi Legion	47-20	W
J 31	at Utah State	27-55	L
M 4	at Utah	30-41	L

Coach: E.L. Roberts
Record: 4-2

1920-21

N/A	OPPONENT	SCORE	W/L
A	Lehi Legion	16-39	L
H	Utah AA	33-29	W
H	BY H.S.	56-23	W
H	Alumni	29-25	W
H	P.G. High	43-14	W
H	Alumni	29-25	W
H	Provo Legion	36-30	W
H	Utah	22-16	W
A	Utah State	43-45	W
H	Provo Legion	31-25	W
H	Utah State	30-28	W
A	Utah	16-29	L

<ALL-TIME SEASON RESULTS>

Coach: Alvin Twitchell
Record: 10-2

1921-22

H/A	OPPONENT	SCORE	W/L
H	Provo Legion	24-36	L
H	Provo Legion	35-24	W
H	WAA	28-31	L
H	Lahi H.S.	47-23	W
H	BYU Frosh	32-22	W
A	Lahi H.S.	26-23	W
A	A.F. Legion	44-24	W
H	A. F. Legion	36-10	W
H	Utah State	39-22	W
A	Utah State	34-36	L
H	Utah	32-27	W
A	Utah	29-16	W

Coach: Alvin Twitchell
Record: 9-3



ALVIN TWITCHELL

Years: 1920-25 (5)
Record: 50-20 (.714)

1922-23

DATE	OPPONENT	SCORE	W/L
J 4	at Carbon Co. H.S.	51-25	W
J 13	BY H.S.	24-17	W
J 20	West H.S.	44-20	W
J 24	Provo H.S.	30-20	W
J 26	Utah	36-29	W
J 27	Utah	25-19	W
F 2	at Utah State	19-55	L
F 3	at Utah State	30-36	L
F 16	at Utah	33-35	L
F 17	at Utah	18-24	L
F 23	Utah State	22-23	L
F 24	Utah State	37-26	W

Coach: Alvin Twitchell
Record: 7-5

1923-24

DATE	OPPONENT	SCORE	W/L
	at Nephi H.S.	NS	W
	Wasatch H.S.	38-21	W
J 10	Colorado Col.	36-39	L
J 11	Colorado Col. (OT)	40-38	W
J 12	Colorado Col.	32-25	W
J 12	LDSU	34-38	L
J 18	Idaho AC	35-18	W
J 19	Nephi H.S.	39-25	W
J 25	at Utah	38-21	W
J 26	at Utah	36-26	W
J 29	Colorado Tch. Col.	27-33	L
J 30	Colorado Tch. Col.	34-31	W
F 8	Utah State	36-43	L
F 9	Utah State	38-21	W
F 15	Utah	37-22	W
F 16	Utah	34-32	W

F 22	at Utah State	30-27	W
F 23	at Utah State	32-25	W

Coach: Alvin Twitchell
Record: 14-4

1924-25

DATE	OPPONENT	SCORE	W/L
J 9	Nephi H.S.	44-20	W
J 10	Provo H.S.	31-24	W
J 17	Apex	34-22	W
J 23	at Utah State	29-26	W
J 24	at Utah State	22-42	L
F 6	Utah	33-35	L
F 7	Utah	42-25	W
F 13	Utah State	48-36	W
F 14	Utah State	24-23	W
F 20	Western State	54-18	W
F 21	Western State	55-27	W
F 27	at Utah	24-36	L
F 28	at Utah	41-36	W
M 19	at Colorado Col.	32-41	L
M 20	at Colorado Col.	34-42	L
M 21	at Colorado Col.	25-39	L

Coach: Alvin Twitchell
Record: 10-6

1925-26

DATE	OPPONENT	SCORE	W/L
J 6	SE College (OK)	40-21	W
J 14	Apex	33-31	W
J 22	at Utah	22-21	W
J 23	at Utah	35-31	W
J 29	Utah State	31-49	L
J 30	Utah State	36-32	W
F 5	at Montana State	18-41	L
F 6	at Montana State	31-36	L
F 12	Utah	34-39	L
F 13	Utah	37-24	W
F 19	at Western State	53-22	W
F 20	at Western State	38-30	W
F 26	Utah State	52-43	W
F 27	Utah State	34-36	L
M 3	Montana State	52-33	W
M 4	Montana State	36-20	W

Coach: E.L. Roberts
Record: 11-5

1926-27

DATE	OPPONENT	SCORE	W/L
D 18	Dixie College	40-25	W
D 29	at Hinckley Academy	15-35	L
J 7	BY H.S.	22-24	L
J 8	BY H.S.	44-22	W
J 14	Arthur Academy	40-42	L
J 15	Alumni	47-33	W
J 21	at Utah State	47-50	L
J 22	at Utah State	34-62	L
J 28	Utah	39-42	L
J 29	Utah	35-37	L
F 4	at Montana State	37-64	L
F 5	at Montana State	33-49	L
F 12	Apex	50-22	W
F 18	Montana State	20-43	L
F 19	Montana State	38-53	L
F 25	at Utah	31-34	L
F 26	at Utah (OT)	40-34	W
M 4	Utah State	38-44	L
M 5	Utah State	35-42	L

Coach: E.L. Roberts
Record: 5-14

1927-28

DATE	OPPONENT	SCORE	W/L
D 10	Arthur Academy	41-39	W
D 17	Oregon State	22-37	L
D 22	Ricks College	53-31	W
D 28	at Milford Academy	42-41	W
D 29	at Branch Academy	59-22	W

D 30	at Dixie College	30-24	W
D 31	at Dixie College	32-25	W
J 7	Branch AC	53-27	W
J 13	Milford AC	45-39	W
J 14	Milford Academy	45-34	W
J 14	Alumni	47-33	W
J 20	Montana State	41-43	L
J 21	Montana State	37-43	L
J 27	at Utah	37-30	W
J 28	at Utah	35-31	W
F 10	Utah State	49-34	W
F 11	Utah State	31-39	L
F 17	Utah	25-31	L
F 18	Utah	26-31	L
F	at Utah State	41-52	L
F	at Utah State	42-48	L
M	at Montana State	44-69	L
M	at Montana State	41-57	L

Coach: G. Ott Romney
Record: 13-10

1928-29

DATE	OPPONENT	SCORE	W/L
D 8	Alumni	36-48	L
D 8	Vico Oil	38-37	W
D 14	Dixie College	34-24	W
D 14	Snow College	41-26	W
D 17	Colorado St. Col.	47-39	W
D 18	at Arthur Academy	42-60	L
D 26	v. North Dakota	50-53	L
D 28	North Dakota	42-26	W
D 29	North Dakota	31-30	W
J 2	at Los Angeles Academy	32-23	W
J 3	at Alhambra Academy	33-26	W
J 4	at Hollywood Academy	49-44	W
J 5	at Pacific Coast Academy	41-28	W
J 7	at Las Vegas Academy	42-26	W
J 9	Phillips	40-30	W
J 10	Phillips	38-51	L
J 18	Utah	41-38	W
J 19	Utah	49-45	W
J 23	at Montana Normal	77-25	W
J 24	at Montana Mines	29-25	W
J 25	at Montana State	36-72	L
J 26	at Montana State	37-67	L



G. OTT ROMNEY

Years: 1927-35 (9)
Record: 152-81 (.652)

F 1	at Utah State	53-45	W
F 2	at Utah State	46-34	W
F 8	at Utah	41-56	L
F 9	at Utah	53-37	W
F 18	Montana State	42-70	L
F 19	Montana State	57-66	L
M 1	Utah State	49-45	W
M 2	Utah State	50-52	L

Coach: G. Ott Romney
Record: 20-10

1929-30

DATE	OPPONENT	SCORE	W/L
D 4	38th Infantry	55-26	W
D 4	College All-Stars	63-44	W
D 11	Alumni	63-45	W
D 16	Wyoming	47-25	W
D 18	Wyoming	51-38	W
D 21	at UCLA	47-40	W
D 23	at UCLA	43-47	L
D 26	at Los Angeles	45-39	W
D 27	at Pacific Coast Acad.	34-33	W
D 28	at Hollywood Academy	79-50	W
D 30	at Occidental	47-43	W
J 2	at San Bernardino JC	49-23	W
J 3	at Dixie College	36-32	W
J 4	at Snow College	41-28	W
J 10	Nevada-Reno	44-26	W
J 11	Nevada-Reno	46-35	W
J 17	Utah State	37-39	L
J 18	Utah State	53-37	W
J 24	Montana State	43-69	L
J 25	Montana State	45-42	W
J 31	at Utah	49-53	L
F 1	at Utah	30-38	L
F 7	at Montana State	47-41	W
F 8	at Montana State	39-70	L
F 10	at Idaho State	51-33	W
F 14	at Utah State	49-36	W
F 15	at Utah State	41-55	L
F 21	Montana Miners	56-37	W
F 28	Utah	56-31	W
M 1	Utah	59-42	W

Coach: G. Ott Romney
Record: 23-7

1930-31

DATE	OPPONENT	SCORE	W/L
N 29	Alumni	57-49	W
D 5	Deseret News Academy	63-30	W
D 6	Alumni	80-68	W
D 11	at Rock Springs Academy	47-50	L
D 12	at Wyoming	36-37	L
D 13	at Wyoming	46-42	W
D 15	at Colo. St. College	42-29	W
D 17	at Henry's(Wichita)	29-61	L
D 19	at Butler	34-45	L
D 20	at Ill. Wesleyan	34-33	W
D 22	at Marquette	31-35	L
D 26	at John Carroll	58-27	W
D 27	at Western Reserve	42-27	W
D 29	at Michigan State	28-29	L
D 30	at Chicago	38-35	W
D 31	at St. Louis	37-32	W
J 1	at Wittenberg	36-43	L
J 3	at Cincinnati	41-27	W
J 5	Nebraska	55-44	W
J 8	Henry's (Wichita)	45-52	L
J 12	Montana State	63-52	W
J 13	Montana State (OT)	54-50	W
J 23	Utah (OT)	51-52	L
J 24	Utah	43-45	L
J 30	at Utah State	59-61	L
J 31	at Utah State	45-39	W
F 6	at Montana State	27-42	L
F 7	at Montana State	53-41	W
F 9	at Idaho State	76-34	W
F 20	Utah State	61-51	W
F 21	Utah State	53-40	W
F 27	at Utah	39-49	L
F 28	at Utah	57-49	W

Coach: G. Ott Romney
Record: 20-13

1931-32

DATE	OPPONENT	SCORE	W/L
N 26	Utah St. Alumni	62-51	W
N 27	Utah Alumni	55-33	W
N 28	Alumni	58-36	W

D 4	Gila College	50-23	W
D 5	Gila College	52-28	W
D 11	at Wisconsin	16-32	L
D 12	at Loyola (Ill.)	30-35	L
D 14	at Marquette	39-32	W
D 15	at Iowa State	28-47	L
D 17	at Nebraska	31-27	W
D 19	at Creighton	36-41	L
D 21	at Wyoming	47-57	L
D 22	at Wyoming	31-61	L
D 28	Olson's Swedes	35-25	W
J 7	Henry's (Wichita)	43-30	W
J 8	Henry's (Wichita)	39-22	W
J 15	Utah	44-36	W
J 16	Utah	39-40	L
J 22	Utah State (OT)	45-47	L
J 23	Utah State	40-37	W
J 29	at Montana State	36-23	W
J 30	at Montana State	37-22	W
F 5	at Utah	32-35	L
F 6	at Utah	43-34	W
F 15	Montana State	48-26	W
F 16	Montana State	42-43	L
F 26	at Utah State	39-32	W
F 27	at Utah State	63-50	W
M 1	vs. Utah	35-32	W
M 3	at Wyoming	33-37	L
M 4	at Wyoming	28-29	L
M 5	at Wyoming	38-22	W

Coach: G. Ott Romney
Record: 20-12

1932-33

DATE	OPPONENT	SCORE	W/L
D 8	Alumni	47-26	W
D 8	Alumni	43-35	W
D 16	at Western State	58-20	W
D 17	at Western State	49-41	W
D 19	at Colo. St. College	38-33	W
D 20	at Colo. St. College	46-36	W
D 21	at Den. Piggly Wiggly	20-41	L
D 22	at Colorado College	43-30	W
D 23	at Colorado College	55-34	W
J 5	Henry's (Wichita)	30-47	L
J 6	Olson's Swedes	31-32	L
J 13	Utah	40-27	W
J 14	Utah	33-34	L
J 20	at Montana State	53-38	W
J 21	at Montana State	33-26	W
J 27	at Utah State	33-40	L
J 28	at Utah State	59-44	W
F 6	Montana State	42-29	W
F 7	Montana State	53-27	W
F 17	at Utah	43-42	W
F 18	at Utah	36-50	L
F 24	Utah State	37-30	W
F 25	Utah State	48-36	W
M 4	vs. Utah	43-26	W
M 9	Wyoming	25-35	L
M 10	Wyoming	37-33	W
M 11	Wyoming	41-39	W

Coach: G. Ott Romney
Record: 20-7

1933-34

DATE	OPPONENT	SCORE	W/L
D 6	Clark's Ins.	56-38	W
D 6	Alumni	56-51	W
D 11	Ogden Boosters	30-31	L
D 13	Denver Academy	47-50	L
D 18	Colorado College	43-27	W
D 19	Granite Mart	56-35	W
D 21	vs. Ogden Boosters	26-36	L
D 22	vs. S. California	33-36	L
D 26	at Den. Piggly Wiggly	25-49	L
D 27	at Denver	43-38	W
D 28	at Denver AC	36-35	W
D 29	at Colorado Col.	31-38	L

D 30	at Western State	51-42	W
J 1	at Western State	54-32	W
J 2	at Cook's Sp. Goods	59-26	W
J 12	Utah State	57-34	W
J 13	Utah State	42-35	W
J 19	Montana State	48-31	W
J 20	Montana State	52-37	W
J 26	at Utah	41-37	W
J 27	at Utah	30-43	L
F 9	Utah	45-31	W
F 10	Utah	40-28	W
F 16	at Utah State	48-37	W
F 17	at Utah State	35-43	L
F 23	at Montana State	44-30	W
F 24	at Montana State	23-32	L
M 8	at Wyoming	38-43	L
M 9	at Wyoming (OT)	44-47	L
M 10	at Wyoming	34-43	L

Coach: G. Ott Romney
Record: 18-12

1934-35

DATE	OPPONENT	SCORE	W/L
N 21	Alumni	68-51	W
N 21	Alumni	51-53	L
N 30	Gibbs Ins.	65-26	W
N 30	Alumni	34-40	L
D 5	Pinney Beverage	49-33	W
D 10	CYO	63-37	W
D 13	Denver AC	29-36	L
D 20	at Creighton	48-38	W
D 21	at Colo. St. Col.	56-22	W
D 22	at Denver AC	33-41	L
D 28	Colorado St. Col.	46-35	W
D 29	vs. Colo. St. Col.	66-49	W
J 4	Branch AC	68-35	W
J 4	Dixie College	56-31	W
J 5	Branch AC	51-38	W
J 5	Dixie College	70-34	W
J 11	Utah	54-25	W
J 12	Utah	56-53	W
J 18	Montana State	62-28	W
J 19	Montana State	55-32	W
J 25	at Utah State	39-38	W
J 26	at Utah State	27-41	L
F 8	Utah State (OT)	47-48	L
F 9	Utah State	40-39	W
F 15	at Utah	46-50	L
F 16	at Utah	43-52	L
F 22	at Montana State	41-53	L
F 23	at Montana State	46-56	L

Coach: G. Ott Romney
Record: 18-10

1935-36

DATE	OPPONENT	SCORE	W/L
D 7	Alumni	72-52	W
D 13	Taylor Bros.	75-45	W
D 16	at Denver	45-49	L
D 17	at Nebraska	34-53	L
D 18	at Hastings	54-30	W
D 19	at Creighton	43-36	W
D 20	at Colorado Col.	38-41	L
D 21	at Colorado Col.	61-45	W
D 24	at Drake	63-38	W
D 28	Nebraska	46-39	W
D 30	Fresno State	63-54	W
D 31	Fresno State	72-41	W
J 4	Pac. States Pipe	75-16	W
J 10	at Montana State	45-40	W
J 11	at Montana State	40-42	L
J 17	Utah	42-34	W
J 18	Utah	47-42	W
J 27	Montana State	63-31	W
J 28	Montana State	39-42	L
F 7	Utah State	35-36	L
F 8	Utah State	33-37	L
F 14	at Utah	35-36	L

F 15	at Utah	37-36	W
F 21	at Utah State	39-32	W
F 22	at Utah State	41-51	L

Coach: Edwin R. Kimball
Record: 16-9

1936-37

DATE	OPPONENT	SCORE	W/L
D 5	Alumni	40-29	W
D 5	Alumni	58-31	W
D 11	Idaho State	30-24	W
D 12	Idaho State	34-35	L
D 18	vs. Western State	43-42	W
D 19	vs. Western State	39-42	L
D 21	Western State	66-35	W
D 30	at Loyola (Cal.)	32-35	L
J 2	at La Verne	66-21	W
J 4	at Fresno State	38-30	W
J 5	at Fresno State	45-44	W
J 6	at UC-Davis	38-28	W
J 7	at UC-Davis	33-32	W
J 8	at Nevada	42-38	W
J 9	at Nevada	36-24	W
J 15	Utah State	31-40	L
J 16	Utah State	49-35	W
J 22	Montana State	38-32	W
J 23	Montana State	42-37	W
J 29	at Utah	30-45	L
J 30	at Utah	40-41	L
F 5	at Montana State	33-71	L
F 6	at Montana State	45-55	L
F 12	at Utah State	55-45	W
F 13	at Utah State	38-47	L
F 19	Utah	35-43	L
F 20	Utah	36-31	W

Coach: Fred "Buck" Dixon
Record: 17-10

1937-38

DATE	OPPONENT	SCORE	W/L
D 11	Alumni	68-78	L
D 17	at Idaho State	30-38	L
D 18	at Idaho State	32-40	L
D 20	Idaho	40-45	L
D 21	Idaho	47-40	W
D 22	Hastings	47-43	W
D 30	Nevada	49-45	W
J 7	Nevada	42-44	L
J 8	Alumni	59-57	W
J 14	at Denver	63-51	W
J 15	at Colorado	37-54	L
J 21	at Utah State	53-60	L
J 22	Utah	41-48	L
J 28	Colorado State	50-46	W
J 29	Colorado	49-55	L
F 11	at Wyoming	47-61	L
F 12	at Colorado State	39-45	L



FRED "BUCK" DIXON
Years: 1936-38 (2)
Record: 25-23 (.521)

F 19	Wyoming	38-49	L
F 25	Utah State	58-50	W
F 26	Denver	74-41	W
M 4	at Utah	43-54	L

Coach: Fred "Buck" Dixon
Record: 8-13

1938-39

DATE	OPPONENT	SCORE	W/L
D 10	Weber College	37-45	L
D 10	Alumni	43-42	W
D 13	Ecker Studio	55-47	W
D 19	at Montana	50-71	L
D 20	at Montana	54-47	W
D 21	at Montana State	50-46	W
D 22	at Montana State	38-43	L
D 23	at Idaho State	40-17	W
D 24	at Idaho State	34-25	W
D 27	Montana	50-46	W
D 28	vs. Montana	38-45	L
J 7	Utah State	46-54	L
J 13	at Colorado	33-44	L
J 14	at Wyoming	27-35	L
J 20	Utah	40-32	W
J 27	Montana State	69-35	W
F 7	Colorado	35-34	W
F 10	at Colorado State	43-44	L
F 11	at Denver	49-53	L
F 17	Denver	52-34	W
F 18	Wyoming	44-46	L
F 25	Colorado State	91-52	W
M 3	at Utah	47-52	L
M 4	at Utah State	38-53	L

Coach: Edwin R. Kimball
Record: 12-12

1939-40

DATE	OPPONENT	SCORE	W/L
D 9	Weber College	47-43	W
D 9	Alumni	52-54	L
D 15	Idaho State	42-48	L
D 16	Provo Lions	53-41	W
D 16	Idaho State	59-31	W
D 19	at Ricks College	77-49	W
D 20	vs. Oregon State	30-57	L
D 21	vs. Oregon State	47-42	W
D 29	Provo Lions	61-53	W
D 30	at Weber College	70-35	W
J 2	Clark's Ins.	66-53	W
J 5	at Montana State	47-33	W
J 6	at Montana State	58-35	W
J 13	Colorado	47-75	L
J 19	at Colorado State	32-40	L
J 20	at Denver	54-44	W
J 26	Denver	63-48	W
J 27	Wyoming	34-29	W
F 3	Colorado State	62-42	W



EDWIN R. KIMBALL
Years: 1935-36, 38-41 (6)
Record: 60-39 (.606)

<ALL-TIME SEASON RESULTS>

F 9	at Utah	39-45	L
F 10	at Utah State	35-55	L
F 17	Utah State	49-43	W
F 23	Utah	52-41	W
M 1	at Colorado	43-64	L
M 2	at Wyoming	50-45	W
Coach: Edwin R. Kimball			
Record: 17-8			

1940-41

DATE	OPPONENT	SCORE	W/L
D 7	Weber College	50-16	W
D 7	Alumni	70-40	W
D 13	at Idaho State	39-27	W
D 14	at Idaho State	56-29	W
D 18	at St. Barb. St. Col.	47-39	W
D 19	at San Diego St.	45-49	L
D 20	at San Diego St.	40-42	L
D 27	vs. Montana	47-41	W
D 28	vs. Montana	44-48	L
J 3	Montana State	67-45	W
J 4	Montana State	67-45	W
J 10	Utah State	66-34	W
J 17	at Wyoming	45-46	L
J 18	at Colorado	31-34	L
J 24	Wyoming	49-45	W
F 8	Utah	27-32	L
F 14	Colorado	45-50	L
F 15	at Colorado State	40-36	W
F 21	at Denver (OT)	34-32	W
F 22	Denver	52-37	W
M 1	Colorado State	60-33	W
M 7	at Utah	39-50	L
M 8	at Utah State	47-48	L
Coach: Edwin R. Kimball			
Record: 14-9			



FLOYD MILLETT
Years: 1941-49 (8)
Record: 105-77 (.577)

1941-42

The beginning of the Floyd Millett era as head coach. In 20 games the Cougars lost just three and posted a 17-3 record for the season. The team won 13 straight to open the season before stumbling to Wyoming. The other two losses both came at the hands of Colorado University.

DATE	OPPONENT	SCORE	W/L
D 6	Weber College	51-28	W
D 13	Idaho State	53-29	W
D 19	at Montana State	51-37	W
D 20	at Montana	46-34	W
D 22	at Montana State	64-48	W
D 23	at Idaho State	45-28	W
J 2	vs. Nevada	65-31	W
J 3	vs. Nevada	76-44	W
J 10	at Utah State	54-24	W

J 16	Wyoming	53-49	W
J 23	Denver	45-30	W
J 24	Colorado State	52-27	W
J 30	at Denver	46-34	W
J 31	at Wyoming	34-45	L
F 7	at Utah	50-42	W
F 14	Colorado	49-52	L
F 21	Utah State	57-52	W
F 27	at Colorado State	54-41	W
F 28	at Colorado	35-52	L
M 7	Utah	42-40	W
Coach: Floyd Millett			
Record: 17-3			

1942-43

Before losing its last three games BYU enjoyed a run of 12 wins in 13 games. This run helped earn the team a 15-7 record for the season. The Cougars beat Carbon College by 51 points for the high margin of the season.

DATE	OPPONENT	SCORE	W/L
N 28	Weber College	47-45	W
N 28	Alumni	52-35	W
D 9	at Canisius (OT)	50-49	W
D 12	at Long Island	40-43	L
D 15	at Temple	32-35	L
D 18	at Loyola (Ill.)	44-50	L
J 5	Carbon College	72-20	W
J 5	Snow College	78-38	W
J 12	Ecker Studio	39-30	W
J 15	at Utah State	38-43	L
J 16	at Utah State	58-41	W
J 22	at Snow College	74-43	W
J 29	Utah	41-30	W
J 30	Utah	41-29	W
F 5	at Weber College	53-51	W
F 12	at Utah	44-34	W
F 13	at Utah	47-45	W
F 19	Utah State	44-38	W
F 20	Utah State	63-59	W
F 25	at Wyoming	42-53	L
F 26	at Wyoming	43-47	L
F 27	at Wyoming	43-66	L

Coach: Floyd Millett
Record: 15-7

1943-44

BYU played just five games under Coach Millett and went 3-2. Wins came against Alumni, Canisius and Omaha.

DATE	OPPONENT	SCORE	W/L
D 4	Alumni	57-54	W
D 11	at Canisius	45-36	W
D 14	at Long Island	41-56	L
D 18	at Albright	49-53	L
D 22	at Omaha	45-40	W

Coach: Floyd Millett
Record: 3-2

1944-45

This was a season of streaks. The Cougars had two four-game winning streaks and suffered three three-game losing skids. BYU played well to close the season winning four of their last six.

DATE	OPPONENT	SCORE	W/L
N 30	Alumni	28-60	L
D 2	Montana State	51-31	W
D 8	Kearns Depot	39-41	L
D 9	Ecker Studio	48-56	L
D 15	at Idaho State	35-45	L
D 16	at Idaho State	45-33	W
D 20	vs. Ecker Studio	41-61	L
D 29	at Pepperdine	51-56	L
D 30	at Pratt Aircraft	43-44	L
J 2	at Walker Bomb.	48-45	W

J 3	at Walker Bomb.	59-47	W
J 5	at U.S. Naval Hosp.	44-34	W
J 12	at Kearns Depot	47-42	W
J 19	at Wyoming	41-51	L
J 20	at Colorado	36-55	L
J 26	Utah	46-51	L
F 3	Utah State	50-41	W
F 13	Colorado	60-58	W
F 17	at Denver	61-50	W
F 23	Denver	70-31	W
F 24	Wyoming	34-39	L
M 3	at Utah	52-56	L
M 7	at Utah State	64-37	W
Coach: Floyd Millett			
Record: 11-12			

1945-46

The Cougars could only manage to put together one significant winning streak of four games and played close to .500-ball the rest of the season.

DATE	OPPONENT	SCORE	W/L
D 1	Alumni	61-62	L
D 6	vs. Wyoming	49-58	L
D 7	vs. Montana State	55-40	W
D 8	vs. Wyoming	37-52	L
D 10	vs. Idaho State	58-47	W
D 11	at Idaho State	54-47	W
	Clearfield Navy	60-16	W
D 21	at Kearns Depot	42-54	L
D 27	at Manhattan	53-43	W
J 1	at Canisius	62-52	W
J 3	at Northwester	41-61	L
J 4	at Loyola (Ill.)	43-44	L
J 5	at Valparaiso	58-72	L
J 12	at Utah State	47-29	W
J 18	Wyoming	36-41	L
J 25	Denver	48-23	W
J 26	Colorado State	42-41	W
F 1	at Denver	37-36	W
F 2	at Wyoming	57-41	W
F 9	at Utah	28-46	L
F 16	Colorado	53-65	L
F 23	Utah State	64-48	W
M 2	at Colorado State	40-47	L
M 4	at Colorado	42-60	L
M 9	Utah	53-71	L

Coach: Floyd Millett
Record: 12-13

1946-47

BYU lost 13 of 17 games to finish the season after a decent 4-3 start. BYU went 1-3 against in-state rivals Utah and Utah State. The victory was against the Aggies.

DATE	OPPONENT	SCORE	W/L
N 30	Alumni	70-54	W
D 4	at Northern Ariz.	41-54	L
D 5	vs. Arizona State	55-58	L
D 6	vs. Arizona State	52-33	W
D 11	Washington State	49-50	L
D 12	Washington State	44-38	W
D 14	Idaho State	50-39	W
D 20	vs. San Francisco+	45-36	W
D 21	at Nevada-	32-50	L
J 1	at Long Island	59-62	L
J 4	at Temple	57-55	W
J 6	at Western Ken.	44-62	L
J 7	at Western Ken.	40-59	L
J 17	at Colorado	44-56	L
J 18	at Denver	51-64	L
J 24	Wyoming	44-51	L
J 31	Colorado State	69-47	W
F 8	Utah	54-62	L
F 14	at Colorado State	48-51	L

F 15	at Wyoming	47-70	L
F 21	Colorado	47-36	W
F 22	Utah State	62-40	W
F 28	Denver	56-59	L
M 4	at Utah State	49-52	L
M 8	at Utah	66-82	L
Coach: Floyd Millett			
Record: 9-16			
+ Reno Tournament			

1947-48

After a slow start, the team used a 9-1 stretch during the middle of the season to make its final record respectable. The largest margin of victory was 46 points against Ecuador. Joe Nelson was the leader in points scored with 368 (20.3 avg). He also held the best individual effort for the season with 37 points against Denver.

DATE	OPPONENT	SCORE	W/L
N 29	Alumni	65-54	W
	at Camp Monmouth	60-30	W
D 4	at CCNY (OT)	56-61	L
D 5	at Syracuse	52-74	L
D 6	at Niagara	54-53	W
D 8	at West Virginia	51-68	L
D 9	at Duquesne	39-51	L
D 15	Arizona State	46-45	W
D 16	Arizona State	48-45	W
D 26	vs. Arkansas+	65-58	W
D 27	vs. Syracuse+	45-53	L
D 30	vs. Idaho+	41-42	L
J 2	at Nevada	44-45	L
J 3	at Nevada	57-64	L
J 10	Ecuador	67-21	W
J 16	Denver	75-69	W
J 17	at Utah	65-63	W
J 23	at Denver	53-58	L
J 24	at Colorado State	64-51	W
J 26	at Wyoming	45-39	W
J 31	Utah State	66-47	W
F 7	Wyoming	57-42	W
F 16	Colorado State	79-48	W
F 21	Utah	55-51	W
F 28	at Utah State	65-68	L
M 8	vs. Delta St.(OT)#	66-61	W
M 10	vs. Indiana State#	68-82	L
Coach: Floyd Millett			
Record: 16-11			
+ Los Angeles Invitational Tournament			
# National Intercollegiate Tourn. (Kansas City)			

1948-49

Joe Nelson scored 15.5 points per game and led the Cougars to a 23-13 record. The team managed just an 11-9 conference record and finished in fourth place behind Wyoming, Utah and Denver. BYU went 1-1 in post-season play during the N.A.I.B. Tournament.

DATE	OPPONENT	SCORE	W/L
N 20	Alumni	64-49	W
N 26	at Idaho State	58-43	W
N 27	at Idaho State	52-46	W
D 4	at CCNY	57-70	L
D 6	at Muhlenberg	60-56	W
D 8	at Valparaiso	62-57	W
D 10	at La Salle	54-76	L
D 17	San Jose State	60-47	W
D 18	San Jose State	73-67	W
D 29	vs. Montana+	74-76	L
D 30	vs. Marshall+	64-83	L
J 3	vs. Nevada+	59-56	W
J 4	vs. Nevada+	61-57	W
J 10	Denver	48-50	L
J 14	at Wyoming	48-59	L
J 15	at Wyoming	38-58	L
J 17	at Denver	51-48	W

J 21	Utah State	60-51	W
J 22	Utah State	64-56	W
J 24	Wyoming	54-42	W
J 29	at Utah	56-55	W
J 31	Utah	65-45	W
F 4	at Colorado State	66-54	W
F 5	at Colorado State	54-62	L
F 7	at Denver	54-68	L
F 11	at Utah State	54-58	L
F 12	at Utah State	67-54	W
F 18	at Utah	49-58	L
F 19	Utah	52-54	L
F 21	Wyoming	50-48	W
F 25	Colorado State	79-49	W
F 26	Colorado State	72-52	W
M 7	vs. N.W. Okla. St.#	79-50	W
M 8	vs. N. W. La. St.	#57-59	L

Coach: Floyd Millet
 Record: 21-13
 + Los Angeles Invitational Tournament
 # NAIB Tournament (Kansas City)

1949-50

The Cougars won their first five games to begin the Stan Watts' era. When league play began BYU was the favorite to bring home the championship. The team posted a 14-6 record in the Skyline Conference, earning a first-place finish. At the NCAA Western Division Playoffs the Cougars ran into a tough Baylor team and lost by one point in the closing seconds. BYU beat UCLA in the second round and headed home bringing the season to a close. Overall the team accumulated a 21-11 record. High scorers on the team were Joe Nelson (14.5 ppg), Roland Minson (12.0 ppg) and Mel Hutchins (11.3 ppg).

DATE	OPPONENT	SCORE	W/L
D 2	at Idaho State	67-44	W
D 3	at Idaho State	83-56	W
D 8	at Regis	53-37	W
D 9	vs. Wyoming	57-54	W
D 10	at Denver	56-54	W
D 13	vs. Culver-Stockton	*69-57	W
D 15	at Pepperdine*	39-45	L
D 16	vs. Gonzaga*	41-46	L
D 29	at Beloit*	61-63	L
D 31	at Toledo*	51-66	L
	at Bowling Green	50-75	L
J 2	at Loyola (Ill.)	54-45	W
J 13	at Wyoming	39-46	L
J 14	at Wyoming	27-53	L
J 16	at Denver	63-45	W
J 20	Denver	55-39	W
J 21	Utah State	71-41	W
J 23	at Utah State	48-47	W
J 28	at Utah	71-51	W
J 30	Utah	61-51	W
F 3	Colorado State	46-42	W
F 4	Colorado State	58-45	W
F 10	at Denver	46-54	L
F 11	at Colorado State	30-40	L
F 13	at Colorado State	46-55	L
F 17	Utah	42-56	L
F 18	at Utah	56-46	W
F 24	at Utah State	60-46	W
F 25	Utah State	63-35	W
M 3	Wyoming	55-44	W
M 4	Wyoming	70-52	W
M 6	Denver	75-50	W
M 24	vs. Baylor#	55-56	L
M 25	vs. UCLA#	83-62	W

Coach: Stan Watts
 Record: 22-12
 * Los Angeles Invitational
 # NCAA (Kansas City)

1950-51

This was one of the most successful teams in BYU history. Winning the conference championship was not enough for this team. The Cougars were invited back to New York City to play in the National Invitation Tournament and brought the NIT Championship home to Provo. Coach Stan Watts, in just his second season at the helm, led his team to a 28-9 record and appeared in two postseason tournaments. The team traveled through South America playing basketball the summer before the season began. They participated in 12 games and won all 12. When it came time to return the Cougars had no place to play. The Smith Fieldhouse was under construction and home games were played on the University of Utah's floor. The team was known as the "Homeless Cats" during the season. The Cougars finished the year with an overall record (including the South America tour) of 40-9. The 50-51 NIT Championship team consisted of Rolan Minson, Russell Hillman, Leon Heaps, Mel Hutchins, Loren Dunn, Kent Durrant, Boyd Jarman, Jerry Romney, Dick Jones, Don Malmrose, Harold Christensen, Harold Montgomery, James Thorn, Wayne Cottle, Ralph Olson, Joe Richey and Bob Craig.

DATE	OPPONENT	SCORE	W/L
N 24	Regis	68-55	W
N 25	Regis	71-58	W
D 2	at Niagara	84-69	W
D 5	at CCONY	69-71	L
D 7	at E. Kentucky	63-58	W
D 9	at Marshall	70-57	W
D 19	Indiana State	75-72	W
D 20	Indiana State	79-58	W
D 27	vs. Utah*	49-58	L
D 29	vs. New Mexico	*64-56	W
D 30	vs. Colorado St.	*77-52	W
J 5	at Denver	53-47	W
J 6	at Denver	41-42	L
J 8	at Wyoming	61-57	W
J 12	at Utah State	72-59	W
J 13	at Utah State	68-72	L
J 19	Wyoming	64-58	W
J 20	Wyoming	65-38	W
J 25	Denver	91-58	W
J 27	Denver	60-44	W
F 2	Utah State	83-57	W
F 3	Utah State	51(59YMG)-42	W
F 8	Colorado State	70-42	W
F 9	Colorado State	65-40	W
F 16	at Utah	73-60	W
F 17	Utah	49-54	L
F 23	at Colorado State	50-45	W
F 24	at Colorado State	60-51	W
F 26	at Wyoming	49-50	L
M 2	at Utah	58-67	L
M 3	Utah	69-50	W
M 12	vs. St. Louis+	75-58	W
M 15	vs. Seton Hall+	69-59	W
M 17	vs. Dayton+	62-43	W
M 21	vs. San Jose St.#	68-61	W
M 23	vs. Kansas State#	54-64	L
M 24	vs. Washington#	67-80	L

Coach: Stan Watts
 Record: 28-9
 * Conference Tournament
 + NIT (New York)
 # NIT Champions
 # NCAA (Kansas City)

1951-52

With the help of two five-game winning streaks the Cougars compiled a record of 14-10 (9-5 league) and earned a tie for second place in the conference behind Wyoming. Utah State finished even with the Cougars at 9-5 in the Skyline standings.

Had the Cougars managed to beat the Aggies just once during the season they would have earned sole possession of second place. Joe Richey led BYU in scoring with his 14.6 points per game average. Guard Jerry Romney was second on the team with 10.6 points per game.

DATE	OPPONENT	SCORE	W/L
D 1	Arizona	68-62	W
D 3	at Hamline	62-72	L
D 6	at St. John's	52-66	L
D 8	at Niagara	53-48	W
D 10	at Syracuse	58-63	L
D 12	at Toledo	58-57	W
D 21	Santa Clara	64-59	W
D 22	Santa Clara	66-61	W
D 28	vs. Kentucky*	64-84	L
D 29	vs. Villanova*	58-72	L
J 11	Denver	55-51	W
J 12	Montana	80-56	W
J 19	Colorado State	68-47	W
J 24	at Denver	59-53	W
J 26	at New Mexico	72-49	W
F 1	at Utah State	40-57	L
F 2	Utah	48-51	L
F 8	at Montana	50-47	W
F 15	Utah State	69-67	W
F 16	Wyoming	43-48	L
F 23	New Mexico	90-61	W
F 29	at Colorado State	75-65	W
M 1	at Wyoming	49-55	L
M 8	at Utah	50-61	L

Coach: Stan Watts
 Record: 14-10
 * Sugar Bowl Tournament

1952-53

An 11-3 league record was not enough to win the Skyline Conference Championship but did place the Cougars in second behind Wyoming at season's end. Overall BYU accumulated 22 wins and just eight losses. Many games were played far away from home, as the Cougars were the most traveled team in the nation covering 18,000 miles. All-American Joe Richey led the team in scoring with 17.6 points per game.

DATE	OPPONENT	SCORE	W/L
N 28	at Idaho State	69-44	W
N 29	at Idaho State	65-47	W
D 5	Cal State-LA	82-49	W
D 6	Cal State-LA	56-37	W
D 12	San Francisco	53-52	W
D 16	Washington State	64-44	W
D 19	at Oregon State	69-66	W
D 20	at Oregon State	65-67	L
D 22	St. Louis	86-69	W
D 27	at E. Kentucky	67-69	L
D 29	vs. Duke*	69-68	W
D 30	vs. Wake Forest*	84-58	W
D 31	at N.C. State*	59-75	L
J 3	at Utah State	72-66	W
J 8	at Denver	55-54	W
J 10	at New Mexico	73-57	W
J 16	at Montana	51-56	L
J 23	Wyoming	71-42	W
J 24	Colorado State	75-47	W
J 30	Montana	91-56	W
J 31	Utah State	77-60	W
F 7	at St. Mary's (Cal)	78-50	W
F 8	at Santa Clara	64-72	L
F 14	Utah	62-50	W
F 21	at Utah	73-50	W
F 27	at Wyoming	59-63	L
F 28	at Colorado State	57-63	L
M 5	Denver	69-40	W
M 6	New Mexico	61-43	W
M 9	vs. Niagara+	76-82	L

Coach: Stan Watts
 Record: 22-8
 * Dixie Classic
 + NIT (New York)

1953-54

BYU was the most traveled team in the country for the second year in a row. The team covered 18,000 miles during the season—more than any other team in the nation. The miles didn't affect the play of the Cougars to start the season as they rattled off eight consecutive wins to open the year. The travel took its toll later and a sub-par 10-11 stretch to end the 53-54 campaign produced an 18-11 overall record. The Cougars played well in league play going 9-5 and finishing in third place. BYU's effort did not go unnoticed and a trip to the National Invitation Tournament was extended. The trip to New York was too much and the Cougars fell in the first game to St. Francis 81-68. Dean Larsen led BYU in scoring averaging 15.2 points per game.

DATE	OPPONENT	SCORE	W/L
D 4	Idaho State	70-59	W
D 5	Idaho State	63-50	W
D 11	TCU	59-48	W
D 12	TCU	71-61	W
D 18	Murray State	77-65	W
D 19	Murray State	89-66	W
D 22	San Francisco	68-61	W
D 26	at Manhattan*	75-58	W
D 28	vs. Duquesne*	47-69	L
D 30	vs. La Salle*	62-74	L
J 2	at Bradley	50-77	L
J 5	at St. Louis	74-86	L
J 8	Denver	81-58	W
J 9	New Mexico	76-63	W
J 14	at Utah State	68-73	L
J 16	at Montana	71-62	W
J 22	Montana	62-54	W
J 23	Utah State	75-63	W
J 29	at Washington	89-79	W
J 30	at Washington	51-55	L
F 12	at Wyoming	47-63	L
F 13	at Colorado State	76-77	L
F 19	at Utah	85-76	W
F 20	Utah	64-70	L
F 26	Wyoming	51-42	W
F 27	Colorado State	69-71	L
M 4	at New Mexico	84-79	W
M 6	at Denver	69-57	W
M 8	vs. St. Francis PA	+68-81	L

Coach: Stan Watts
 Record: 18-11
 * Holiday Festival
 + NIT (New York)

1954-55

A 10-4 league record placed the Cougars in second behind Utah in the final Skyline Conference standings. Losing seven of its first 10 games the team found itself in a hole early and fought back to win six of its last eight to earn a 13-13 overall record. "Bones" Pedersen turned in a double-double effort on the season scoring 16.1 points and pulling down 11.3 rebounds per game. Terry Tebbis and John Benson followed Pedersen in scoring with 14.6 and 10.2 points per game respectively. The Cougars have yet to finish below third place in the Skyline Conference.

DATE	OPPONENT	SCORE	W/L
D 4	at Colorado	66-88	L
D 6	at Colorado	46-65	L
D 10	Washington	44-64	L
D 11	Washington (OT)	69-64	W
D 17	Baylor	78-66	W
D 18	Baylor	66-67	L

<ALL-TIME SEASON RESULTS>

D 22	Michigan	70-60	W
D 30	at W. Kentucky	78-89	L
J 1	at Murray St.(OT)	85-86	L
J 4	at Manhattan	75-78	L
J 6	at New Mexico	92-62	W
J 8	at Denver	90-68	W
J 14	Montana	92-68	W
J 15	Utah State	58-62	L
J 21	at Colorado State	74-68	W
J 22	at Wyoming	60-68	L
J 28	at Oregon	71-82	L
J 29	at Oregon	76-81	L
F 11	Utah (OT)	76-74	W
F 12	at Utah	71-78	L
F 17	at Utah State	71-76	L
F 19	at Montana	63-62	W
F 25	Colorado State	94-65	W
F 26	Wyoming	75-62	W
M 4	Denver	78-62	W
M 5	New Mexico	74-48	W

Coach: Stan Watts
Record: 13-13

1955-56

Two back-to-back wins over UCLA got the season off on the right foot as the Cougars won 11 of their first fourteen games. The team went just 7-5 over the remainder of the schedule and finished at 18-8 (10-4 conference). The season's performance earned BYU second place in the Skyline standings behind the University of Utah. Add to the list of accomplishments the team's 2-0 record at the Motor City Tournament in Detroit, Michigan. Guard Terry Tebbs was top scorer for the season averaging 19.5 points per game. Center Herschel "Bones" Pedersen added 14.5 points and grabbed 12 rebounds per game. The Cougars out-rebounded their opponents by 177 boards and out-scored foes by over 10 points per game.

DATE	OPPONENT	SCORE	W/L
D 2	UCLA	75-58	W
D 3	UCLA	67-65	W
D 9	Oregon	72-61	W
D 10	Oregon	83-52	W
D 16	Colorado	70-53	W
D 17	Colorado	84-53	W
D 21	at N. Carolina St.	81-95	L
D 22	at Wake Forest	80-86	L
D 27	vs. Toledo*	89-70	W
D 28	at Detroit*	99-77	W
D 30	at Michigan	79-80	L
J 6	at Montana	73-64	W
J 13	Colorado State	61-49	W

J 14	Wyoming	74-48	W
J 21	Oklahoma City	60-62	L
J 28	at Utah State	56-63	L
F 3	New Mexico	87-53	W
F 4	Denver	81-65	W
F 9	Utah State	92-62	W
F 11	at Utah	63-82	L
F 17	at Colorado State	59-70	L
F 18	at Wyoming	78-67	W
F 24	Utah	77-82	L
F 25	Montana	95-73	W
M 1	at New Mexico	75-69	W
M 3	at Denver	96-86	W

Coach: Stan Watts
Record: 18-8
* Motor City Tourney

1956-57

The Cougars lost four of five to begin the season, but a one-point victory over UCLA sparked the team to a great finish. BYU won 15 of its next 17 games and turned in a 19-9 record for the year. An 11-3 league record landed the Cougars in first place in the Skyline Conference and sent them to NCAA postseason play. A first-round loss to California in the western regional was avenged by a 65-54 win over Idaho State. Seniors Tom Steinke and John Benson led the team in scoring. Steinke averaged 19.7 points per game and Benson scored 18.4 points and 11.3 rebounds per game.

DATE	OPPONENT	SCORE	W/L
N 20	Oregon State	55-62	L
D 1	Washington	70-66	W
D 6	at Iowa State	48-57	L
D 8	at Michigan State	61-79	L
D 14	at UCLA	69-74	L
D 15	at UCLA	59-58	W
D 21	Bowling Green	73-56	W
D 22	Bowling Green	78-69	W
D 26	at St. John's*	89-75	W
D 28	vs. Notre Dame*	66-91	L
D 29	vs. Ohio State	84-78	W
J 4	Montana	85-68	W
J 11	at Colorado State	66-61	W
J 12	at Wyoming	82-71	W
J 18	at Utah State	75-76	L
J 25	Utah State	93-76	W
J 26	St. Mary's (CA)	69-65	W
F 2	at Denver	74-65	W
F 4	at New Mexico	73-60	W
F 10	Utah	81-77	W
F 15	Colorado State	81-66	W

F 16	Wyoming	69-47	W
F 21	at Utah	66-88	L
F 23	at Montana	63-71	L
M 1	New Mexico	67-41	W
M 2	Denver	65-51	W
M 15	vs. California#	59-86	L
M 16	vs. Idaho State#	65-54	W

Coach: Stan Watts
Record: 19-9
* Holiday Festival Tour.
NCAA (Corvallis)

1957-58

The team finished 9-5 in league play and earned second place in the Skyline Conference. The University of Wyoming was the top team in the league going 10-4 against conference opponents, but finished the season with a below .500 record overall at 13-14. BYU tied with Utah and Colorado State for second place. Forward John Nichol was the only player to average double figures in scoring at 17.8 points per game. He pulled down 11.8 rebounds per game, which also led the team.

DATE	OPPONENT	SCORE	W/L
D 6	at Washington	45-43	W
D 7	at Washington	52-63	L
D 12	Iowa State	45-54	L
D 14	Portland	63-54	W
D 21	Oregon	55-63	L
D 23	Oregon	76-79	L
D 28	at Tennessee	68-83	L
	at Alabama	74-77	L
J 2	at Vanderbilt	56-89	L
J 3	at Loyola (L.A.)	90-84	W
J 10	Montana	69-71	L
J 11	at Montana State	64-80	L
J 17	Colorado State	90-80	W
J 18	Wyoming	62-50	W
J 24	at Utah	81-67	W
J 31	at Utah State	67-55	W
F 1	Montana State	67-53	W
F 7	New Mexico	66-53	W
F 8	Denver	72-60	W
F 15	Utah State	69-66	W
F 21	at Wyoming	46-74	L
F 22	at Colorado State	49-74	L
F 27	Utah	56-74	L
M 1	Montana	81-73	W
M 6	at Denver	57-65	L
M 8	at New Mexico	77-54	W

Coach: Stan Watts
Record: 12-14

1958-59

A 6-2 start to the season looked promising, but a three-game losing skid gave the Cougars a 6-5 record through the first 11 games. The team fought back and finished with a 15-11 record for the season. BYU ended the season in fourth place in the Skyline Conference behind Utah, Utah state and Denver. The Cougars had five players that averaged double figures in scoring, led by top scorer Bob Skousen with 17.7 points per game.

DATE	OPPONENT	SCORE	W/L
D 3	at Portland	77-72	W
D 5	at Oregon (OT)	75-79	L
D 6	at Oregon	67-71	L
D 12	Washington State	72-59	W
D 15	Kansas State	77-68	W
D 19	Santa Clara	80-59	W
D 20	Santa Clara	75-65	W
D 22	St. Mary's (Cal.)	72-67	W
D 27	vs. Dartmouth*	75-88	L
D 29	vs. Seton Hall* (OT)	80-82	L
J 1	at Ohio State	81-100	L
J 3	at Dayton	70-62	W

J 10	Montana	82-59	W
J 16	at Colorado State	62-72	L
J 17	at Wyoming	73-71	W
J 23	Utah	56-70	L
J 30	Utah State	77-54	W
F 5	at New Mexico	85-77	W
F 7	at Denver	90-101	L
F 14	at Utah State	67-74	L
F 20	Wyoming	78-43	W
F 21	Colorado State	88-63	W
F 26	Utah (OT)	74-76	L
F 28	at Montana	68-93	L
M 6	Denver	72-67	W
M 7	New Mexico	92-62	W

Coach: Stan Watts
Record: 15-11
* Queen City Invitational

1959-60

The Cougars could not manage to put two consecutive wins together all season and finished the year 8-17 (5-9 conference). With losing streaks of five games and four games the team never got on track and found itself in fifth place in the conference at season's end. Dave Eastis set a school record with his 20.1 points per game average. His mark, along with 10.2 rebounds per game, led the team. He also set a single game scoring mark with 44 points against New Mexico on February 5, 1960.

DATE	OPPONENT	SCORE	W/L
D 4	Washington	54-52	W
D 5	Washington	52-60	L
D 11	at UCLA	42-62	L
D 12	at So. California	61-79	L
D 18	at Kansas State	55-86	L
D 19	at Kansas	64-96	L
D 21	Michigan State	79-75	W
D 22	Ohio State	79-91	L
D 28	at Miami (Fla.)	93-110	L
D 29	vs. Florida	74-65	W
J 2	at Loyola (La.) (OT)	76-84	L
J 9	at Montana	63-58	W
J 15	Colorado State	51-53	L
J 16	Wyoming	73-52	W
J 22	at Utah	69-76	L
J 29	at Utah State	53-84	L
F 5	New Mexico	95-67	W
F 6	Denver	66-86	L
F 13	Utah State	64-75	L
F 19	at Wyoming	75-70	W
F 20	at Colorado State	53-65	L
F 25	Utah	75-87	L
F 27	Montana	67-87	L
M 3	at Denver	68-88	L
M 5	at New Mexico	75-69	W

Coach: Stan Watts
Record: 8-17

1960-61

A 9-5 conference record (15-11 overall) earned BYU a third place finish in the league behind Utah and Colorado State. After going just 5-6 in its first 11 games the team put it together and went 10-5 to close out the season. The Cougars averaged 73.9 points per game and set a new school record with 112 points in the contest with Miami (Fla.). Gary Earnest led the team in scoring with 16.5 points per game. Center Dave Eastis was second with 14.9 points per game and Bruce Burton chipped in 10.9 per game.

DATE	OPPONENT	SCORE	W/L
D 2	at Washington	65-63	W
D 3	at Washington	54-74	L
D 9	Oklahoma	56-60	L
D 10	Miami (Fla.)	112-80	W
D 12	TCU	74-65	W



STAN WATTS

Years: 1949-72 (23)
Record: 372-254 (.594)

Watts coached the Cougars for 23 years before stepping down to take on the role of Athletic Chairman in 1972. His teams won two NIT titles ('51 and '66) and eight conference championships. His overall record was 372-254. Watts was the president of the National Association of Basketball Coaches (1969-70), and a member of the NCAA

rules committee. He coached football, baseball, track, and basketball while at BYU. Watts was inducted into the Basketball Hall of Fame in Springfield, Mass., on March 6, 1986, making him the first Cougar to receive the prestigious honor.

D 15	Memphis State	72-75	L
D 17	New Mexico State	65-69	L
D 20	Kansas	80-70	W
D 22	Kent State	66-51	W
D 27	at Louisville	67-95	L
D 29	vs. Citadel*	83-94	L
D 30	vs. Louisiana St.*	67-57	W
J 7	Montana	74-66	W
J 13	at Colorado State	49-73	L
J 14	at Wyoming	71-79	L
J 20	Utah	91-86	W
J 27	Utah State	75-57	W
F 2	at New Mexico	97-76	W
F 4	at Denver	89-60	W
F 13	at Utah State	73-94	L
F 17	Wyoming	89-80	W
F 18	Colorado State	58-65	L
F 23	at Utah	80-95	L
F 25	at Montana	72-64	W
M 3	Denver	74-67	W
M 4	New Mexico	70-65	W

Coach: Stan Watts
Record: 15-11
* Poinsettia Tournament

1961-62

The Cougars began the season with two impressive home wins against UCLA, 68-66 and 86-83. The team then lost three of its next four games on the road and never got going after that. BYU finished the season with a 10-16 record going 5-9 in conference play. High attendance marks were set in the fieldhouse against in-state rivals Utah State (10,656 fans) and Utah (10,434). The Cougars fell in both games and lost in Logan and Salt Lake City going 0-4 against Utah opponents. Big men Bob Skousen and Bruce Burton led the team in scoring with 15.9 and 14.0 respectively.

DATE	OPPONENT	SCORE	W/L
D 1	UCLA	68-66	W
D 2	UCLA	86-83	W
D 8	at Santa Clara	53-64	L
D 9	at Santa Clara	55-72	L
D 15	at Oklahoma State	44-61	L
D 16	at Oklahoma	81-74	W
D 18	Air Force	66-68	L
D 20	San Jose State*	54-60	W
D 22	Pacific	69-67	W
D 27	at New Mexico St.	64-70	L
D 29	at Arizona	58-60	L
D 30	at Arizona State	54-94	L
J 6	at Montana	63-59	W
J 12	Wyoming	73-63	W
J 13	Colorado State	69-75	L
J 23	at Utah	89-94	L
J 26	at Utah State	69-88	L
F 2	Denver	98-73	W
F 3	New Mexico	76-74	W
F 10	Utah State	70-80	L
F 15	at Colorado State	65-73	L
F 17	at Wyoming	71-87	L
F 22	Montana	80-66	W
F 24	Utah	101-106	L
M 1	at New Mexico	70-80	L
M 3	at Denver	88-91	L

Coach: Stan Watts
Record: 10-16
* SJSU forfeited game

1962-63

The best way to describe the 62-63 team is streaky. After winning its first game of the season 80-75 over Oregon, BYU went on a five game losing streak followed by four straight wins. The Cougars hit another five-game skid before winning six of the next seven contests. The last four games of the season handed the team three more losses

and a final record of 12-14. Senior Bruce Burton led the team in both scoring and rebounding. He scored 17.1 points and grabbed 10.4 rebounds per game. The team was out scored and out rebounded by its opponents. All five of BYU's top scorers graduated at the end of the season.

DATE	OPPONENT	SCORE	W/L
N 30	at Oregon	80-75	W
D 1	Oregon	62-80	L
D 7	Oklahoma City	71-79	L
D 8	Oklahoma City	61-70	L
D 14	Wichita State	61-67	L
D 15	Wichita State (OT)	89-91	L
D 21	Baylor	79-65	W
D 22	Baylor	75-57	W
D 26	at La Salle*	84-73	W
D 28	vs. Providence*	81-78	W
D 29	at St. Joseph's*	64-76	L
D 31	at Ohio State	91-97	L
J 2	at Memphis State	76-99	L
J 5	at Utah State	58-69	L
J 11	at Arizona State	84-89	L
J 12	at Arizona	80-75	W
J 19	Utah	71-53	W
J 26	Utah State	67-70	L
F 2	Montana	83-80	W
F 8	New Mexico	76-73	W
F 9	Wyoming	89-77	W
F 15	Arizona	77-72	W
F 16	Arizona State	87-104	L
F 23	at Utah	100-106	L
F 28	at Wyoming	80-76	W
M 2	at New Mexico	59-84	L

Coach: Stan Watts
Record: 12-14
* Quaker City Tournament

1963-64

This season was one of ups and downs for the Cougars. The team began the season in Los Angeles with two games against UCLA and USC. The first ended in a disaster with the Bruins winning by 42 points on their home floor. BYU turned things around the next game and beat the Trojans 74-67. The rest of the season followed the same trend. After losing three of its first four games the team then won four straight to run its record to 5-3. The Cougars then lost eight of their next 11 games before winning four of five to close the season and finish above .500. BYU finished with an overall record of 13-12 and earned third place in the conference going 5-5 in league play. Five players averaged double figures in scoring led by center John Fairchild with 20.3 points per game. Following Fairchild were Bob Quinney (13.6), Mike Gardner (12.4), Dick Nernelka (10.8) and Steve Kramer (10.2). The BYU freshman team went undefeated on the season winning all 14 of its games. They averaged 109 points per game as a team.

DATE	OPPONENT	SCORE	W/L
D 6	at UCLA	71-113	L
D 7	at So. California	74-67	W
D 12	Oklahoma State	64-71	L
D 14	Air Force	61-65	L
D 20	Rice	89-78	W
D 23	Michigan State	95-90	W
D 27	vs. Seattle*	77-74	W
D 28	vs. Oregon*	80-70	W
D 30	vs. Oregon State	58-68	L
J 2	at Montana	89-65	W
J 4	at Montana State	96-83	W
J 10	New Mexico	57-59	L
J 11	Wyoming	96-91	W
J 18	at Denver	65-71	L
J 25	at Utah State	90-105	L

J 31	Utah State	73-90	L
F 1	Denver	57-56	W
F 8	at Utah	89-91	L
F 14	at Arizona State	85-110	L
F 15	at Arizona	67-80	L
F 22	Utah	75-72	W
F 29	Arizona State	106-90	W
M 1	Arizona	84-71	W
M 5	at New Mexico	80-84	L
M 7	at Wyoming	96-90	W

Coach: Stan Watts
Record: 13-12
* Far West Classic

1964-65

BYU went 21-7 and was the undisputed WAC Champion, the first conference crown since 1957. At one point the Cougars had won 17 consecutive home games. The streak came to an end in the NCAA Regionals against UCLA in Provo. BYU had one of the most high-powered offenses in the country and finished second to Miami (Fla.) in scoring with an average of 94.3 points per game. Prior to the regional playoffs the Cougars had only lost to four teams—Wichita, DePaul, Arizona and New Mexico. Three of those teams reached post season play. Center John Fairchild was voted WAC Player of the Year. He led the team in scoring (21.5 ppg) and rebounding (12.4 rpg). Steve Kramer set a new school record with a .533 shooting percentage. Bob Quinney set a new free throw mark at 90%.

DATE	OPPONENT	SCORE	W/L
D 4	Oregon	99-70	W
D 5	Oregon	98-79	W
D 11	at Wichita State	76-93	L
D 12	at Wichita State	65-81	L
D 18	Santa Clara	102-82	W
D 19	Santa Clara	109-80	W
D 22	Ohio State	112-71	W
D 28	vs. Creighton*	109-74	W
D 29	vs. DePaul*	75-84	L
D 30	vs. Xavier*	115-103	W
J 6	Seattle	92-72	W
J 9	at Utah State	99-90	W
J 15	at Arizona	73-75	L
J 16	at Arizona State	111-102	W
J 23	Utah	98-67	W
J 29	at Air Force	110-77	W
J 30	at Denver	96-85	W
F 4	Mquette	91-64	W
F 6	Utah State	89-80	W
F 11	at Wyoming	96-94	W
F 13	at New Mexico	70-89	L
F 20	at Utah	108-99	W
F 26	Arizona	92-88	W
F 27	Arizona State	104-91	W
M 5	Wyoming	102-87	W
M 6	New Mexico	70-67	W
M 13	UCLA#	76-100	L
M 14	Oklahoma City#	102-112	L

Coach: Stan Watts
Record: 21-7
WAC Champion
* All College Tournament
NCAA (Provo)

1965-66

Three consecutive wins (vs. Temple, Army and NYU) in New York City at the National Invitation Tournament earned the Cougars and coach Stan Watts the NIT Championship. The title is the second in school history. BYU won 20 games (20-5) despite having just 22 games on the regular season schedule. A 6-5 conference record was good enough for second place in the WAC behind Utah. All-American Dick Nernelka set a new school

record with his 24.0 points per game average; his mark was tops on the squad. As a team, the Cougars out-scored (95.5-82.9 avg.), out-rebounded (53.8 to 49.3), and out-shot (50% to 40%) their opponents for the second year in a row. The average attendance was 10,157 fans per game.

DATE	OPPONENT	SCORE	W/L
D 3	Illinois	109-98	W
D 4	Houston	111-82	W
D 10	at Americas (exh.)	123-66	W
D 17	at Santa Clara	103-85	W
D 18	at Santa Clara	87-79	W
D 21	St. Joseph's	103-83	W
D 27	at La Salle	69-71	L
D 29	vs. St. Bonaventure	99-87	W
D 30	vs. Cornell	105-92	W
J 7	Arizona State	95-81	W
J 8	Arizona	87-74	W
J 13	at New Mexico	78-81	L
J 15	at Wyoming	101-107	L
J 22	Utah State	115-81	W
F 5	at Utah	94-93	W
F 11	at Utah State	96-88	W
F 12	Denver	102-76	W
F 18	at Arizona State	94-101	L
F 19	at Arizona	62-76	L
F 25	New Mexico	89-60	W
F 26	Wyoming	98-90	W
M 5	Utah	115-100	W
M 14	vs. Temple+	90-78	W
M 17	vs. Army+	66-60	W
M 19	vs. NYU+	97-84	W

Coach: Stan Watts
Record: 20-5
+ NIT (New York)
NIT Champions

1966-67

A pre-season poll of conference coaches did not show much respect for the 66-67 Cougar team. But the team earned a share of the conference championship. Eight of BYU's opponents qualified for post-season play in either the NCAA or NIT. Five seniors played their final season at BYU. All were a part of the 1966 NIT Championship team. Center Craig Raymond led the team in scoring and rebounding with 14.2 points and 7.6 rebounds per game.

DATE	OPPONENT	SCORE	W/L
D 2	New Mexico State	97-66	W
D 9	Denver	87-64	W
D 10	St. Mary's (Cal.)	108-57	W
D 16	at Seattle (OT)	83-85	L
D 17	at Oregon State	76-92	L
D 20	Loyola (Ill.)	113-98	W
D 26	vs. St. Joseph's*	61-67	L
D 27	vs. St. Bonaventure*	96-84	W
D 30	at St. John's*	73-76	L
J 2	at Mquette	70-81	L
J 6	Utah State	92-66	W
J 13	at Arizona	77-64	W
J 14	at Arizona St.(OT)	78-74	W
J 20	Wyoming	97-75	W
J 21	New Mexico	89-73	W
J 28	vs. UTEP	76-85	L
F 4	at Utah State	88-113	L
F 11	at Utah	64-62	W
F 17	Utah	61-60	W
F 23	at New Mexico	75-97	L
F 25	at Wyoming	56-67	L
M 3	Arizona State	110-93	W
M 4	Arizona	70-58	W
M 11	vs. Wyoming	63-70	L

Coach: Stan Watts
Record: 14-10
WAC Champion-1e
* Holiday Festival

<ALL-TIME SEASON RESULTS>

1967-68

The Cougars played 27 games before the 67-68 season even began. A tour of the Orient-Pacific gave the team foreign exposure and a chance to play a lot of basketball. Three weeks after returning home the team was back on the court preparing for the upcoming season. A tired Cougar team finished the year with a 13-12 record. BYU lost its last two games and slipped into a three-way tie for fourth place in the conference. The road was not kind as 10 of the 12 losses came away from home. The Cougars did run into some tough competition playing the likes of Houston (27-0), Oklahoma City (19-6) and New Mexico (23-3). Center Jim Eakins ended his senior season as the WAC's leading rebounder pulling down just over 12 per game. He also scored 14.8 points per game, which was second to Kari Liimo's 17.0 points per contest. The Cougars drew over 100,000 fans for the fifth consecutive season.

DATE	OPPONENT	SCORE	W/L
D 2	at Denver	88-78	W
D 4	Texas Tech	72-58	W
D 9	Texas	63-50	W
D 14	at Illinois	55-63	L
D 16	at Houston	69-102	L
D 22	Santa Clara	75-80	L
D 23	Santa Clara	91-46	W
D 28	vs. Xavier*	87-75	W
D 29	vs. Virginia Tech*	97-64	W
D 30	at Oklahoma City*	88-91	L
J 1	at St. Joseph's	74-88	L
J 6	Utah State	104-98	W
J 12	Arizona	72-62	W
J 13	Arizona State	94-78	W
J 18	at Wyoming	70-81	L
J 20	at New Mexico	69-84	L
J 26	vs. UTEP	81-59	W
J 27	at Loyola (Ill.)	65-67	L
F 1	at Utah State	118-103	W
F 10	at Utah	89-91	L
F 16	New Mexico	67-76	L
F 17	Wyoming	101-77	W
F 24	Utah	93-90	W
M 1	at Arizona State	97-99	L
M 2	at Arizona	85-96	L

Coach: Stan Watts
Record: 13-12
* All College Tournament

1968-69

A strong home record of 11-1 helped the Cougars earn a share of their third WAC Title in the league's seven-year existence. A poor road mark of 5-11 evened out the number of home wins and the team turned in a 16-12 resume for the 68-69 season. BYU earned the right to represent the WAC in the NCAA Far West Regionals by winning a playoff game against Wyoming 95-82. A first-round loss to New Mexico State (74-62) in Logan brought the season to a close. Six players averaged double figures in scoring, which provide a balanced attack. Doug Howard, Paul Ruffner and Kari Liimo each scored over 15 points per game. Guard Lynn Parsons added 11.4 per game, while Marty Lythgoe and Scott Warner each chipped in 10 per contest.

DATE	OPPONENT	SCORE	W/L
N 30	So. California	95-86	W
D 5	at New Mexico St.	65-83	L
D 7	Seattle	102-90	W
D 13	at San Francisco*	75-79	L
D 14	vs. Houston*	75-98	L
D 20	Oregon State	89-67	W
D 21	Denver	97-67	W
D 23	Syracuse	73-77	L

D 26	vs. California ^	82-74	W
D 28	vs. Oregon ^ (OT)	74-82	L
D 30	vs. Oregon State ^	69-64	W
J 3	at Stanford	95-89	W
J 4	at Stanford	78-94	L
J 11	at Utah State	84-91	L
J 16	Wyoming	89-78	W
J 18	New Mexico	75-65	W
J 23	at Arizona	70-76	L
J 25	at Arizona State	94-109	L
J 30	Utah State	113-82	W
F 1	St. Francis	98-85	W
F 8	Utah	73-67	W
F 13	Arizona St	102-89	W
F 15	Arizona	70-66	W
F 22	at Utah	85-98	L
F 27	at New Mexico (OT)	77-71	W
M 1	at Wyoming	69-79	L
M 5	vs. Wyoming	95-82	W
M 8	at New Mexico St.#	62-74	L

Coach: Stan Watts
Record: 16-12
* Cable Car Classic
^ Far West Classic
NCAA (Las Cruces)

1969-70

Social tension and demonstration resulted from the University of Wyoming's "Black 14" protest during the 1969 football season. Schools in the conference claimed that BYU and the church discriminated against blacks, and many teams refused to play the Cougars. The protest efforts continued during the basketball months, and BYU's team found themselves right in the middle of it. The worst incident came against Colorado State in Ft. Collins, Colorado. Angry students stormed the floor and threw objects at the court—including a flaming molotov cocktail. The bottle reached the floor but did not break. The cocktail was extinguished before it could do any damage. This activity followed the Cougars throughout the season but the team continued to play. With preoccupied minds the team managed to go just 8-18 and finished second to last in the conference with a WAC record of 4-10. Coach Stan Watts' teams were known in the past for being tough to beat at home—losing just five games in five seasons in Provo. This year's team went just 6-6 in the Smith Fieldhouse. Senior guard Doug Howard was the top scorer dipping in 18.2 points per game. Senior Paul Ruffner finished his last season by averaging a double-double for BYU with 17.7 points and 10 rebounds per game.

DATE	OPPONENT	SCORE	W/L
D 5	California	98-79	W
D 6	California	75-77	L
D 11	New Mexico St.(OT)	78-80	L
D 13	San Jose State	92-77	W
D 18	at Texas Tech	88-81	W
D 20	at Texas (2OT)	73-76	L
D 20	at Denver	55-73	L
D 27	vs. Cornell*	62-68	L
D 29	vs. Georgia* (2OT)	89-82	W
D 30	vs. Wake Forest*	93-108	L
J 3	at Utah	76-82	L
J 8	at Arizona	77-90	L
J 9	at Arizona State	88-98	L
J 15	at Utah State	94-97	L
J 24	Utah	81-91	L
J 29	New Mexico	77-90	L
J 31	UTEP	87-72	W
F 5	at Colorado State	71-94	L
F 7	at Wyoming	73-98	L
F 12	Arizona State	97-91	W
F 13	Arizona	93-78	W
F 19	Wyoming	71-73	L

F 21	Colorado State	96-84	W
F 26	at UTEP	70-81	L
F 28	at New Mexico	68-82	L
M 4	Utah State	73-86	L

Coach: Stan Watts
Record: 8-18
* Quaker City Tournament

1970-71

The Cougars compiled a 12-0 home record and went 10-4 in conference play to win the WAC Championship and qualify for NCAA postseason play. A first-round game against Utah State resulted in a victory but the luck stopped there. BYU ran into eventual NCAA champion UCLA and lost 91-73. A loss to Pacific by three in the next game ended the Cougars' run. The team went 18-11 overall. Many of those wins came without the direction of head coach Stan Watts who underwent surgery during the latter part of the season. Assistants Glenn Potter and Pete Witbeck led the team that won eight of its last 11 games. A big win for the Cougars came against nationally ranked Villanova, 102-93, in the Rainbow Classic in Honolulu. Sixth-man, 6-8 sophomore Jay Bunker, scored 27 points and grabbed 17 rebounds in the upset. Five players averaged double figures in scoring, led by Bernie Fryer (19.2). Steve Kelly (17.9), Kresimir Cosic (15.0), Jim Miller (11.9) and Phil Tollestrup (11.5) were the other four. BYU was 4-1 against in-state rivals.

DATE	OPPONENT	SCORE	W/L
D 4	Stanford	70-62	W
D 5	Stanford	85-64	W
D 7	New Mexico State	86-75	W
D 11	at So. California	65-101	L
D 12	at Oregon State	80-99	L
D 14	at Seattle	80-99	L
D 16	Denver	100-72	W
D 19	Utah State	111-83	W
D 22	at Santa Clara*	68-67	W
D 29	vs. Villanova*	102-93	W
D 30	at Hawaii*	90-94	L
J 8	at New Mexico	72-62	W
J 9	at UTEP	64-66	L
J 15	Colorado State	75-73	W
J 17	Wyoming	82-68	W
J 23	at Utah State	70-72	L
J 28	at Arizona State	86-87	L
J 30	at Arizona	76-81	L
F 6	Utah	103-89	W
F 11	UTEP	75-48	W
F 13	New Mexico	70-68	W
F 19	at Wyoming	72-78	L
F 20	at Colo. St. (2OT)	98-92	W
F 26	Arizona	95-83	W
F 27	Arizona State	83-74	W
M 6	at Utah	98-87	W
M 13	at Utah State	91-82	W
M 18	vs. UCLA#	73-91	L
M 20	vs. Pacific#	81-84	L

Coach: Stan Watts
Record: 18-11
WAC Champion
* Rainbow Classic
NCAA (Salt Lake City)

1971-72

The Stan Watts era came to a close and new coach Glenn Potter moved his team from the Smith Fieldhouse to the new Marriott Center and posted a 21-5 record and an impressive 12-2 in the WAC. The conference mark was the best by any team in the league's history. The Cougars spent most of the season climbing up the national rankings and found themselves ranked ninth at season's end. BYU shattered the old single-game

attendance record of 16,128 set by Illinois in 1971. The new record was set in the final game, which drew 22,985 fans; the season average was 21,818. The Cougars were led by 6-11 center Kresimir Cosic who was first on the team in scoring with 22.3 per game and rebounding 12.8 per game. Senior guard Bernie Fryer was the floor general and chipped in 18.2 points per game. Both were named to the All-WAC team. The Cougars' season ended when they were knocked out of the NCAA Tournament by Long Beach 95-90 in Pocatello.

DATE	OPPONENT	SCORE	W/L
D 3	Kansas State*	78-72	W
D 4	St. Joseph's*	73-72	W
D 9	New Mexico State	90-80	W
D 11	Creighton	96-68	W
D 15	at Oklahoma State	84-74	W
D 17	at Kansas ^	67-83	L
D 19	vs. Cincinnati ^	82-79	W
D 21	at Utah State	87-84	W
D 28	vs. Indiana+	50-61	L
D 29	vs. Rice+	96-73	W
J 7	Arizona State	111-102	W
J 8	Arizona	88-67	W
J 15	at Utah	67-61	W
J 22	Utah State	101-82	W
J 27	at Colorado State	75-68	W
J 29	at Wyoming	101-74	W
F 3	New Mexico	70-62	W
F 5	UTEP (2OT)	57-53	W
F 11	at Arizona	86-78	W
F 12	at Arizona State	95-99	L
F 19	Utah	79-66	W
F 25	Wyoming	70-56	W
F 26	Colorado State	105-85	W
M 3	at UTEP	69-73	L
M 4	at New Mexico	61-60	W
M 11	vs. L. Beach St.# (OT)	90-95	L

Coach: Stan Watts
Record: 21-5
WAC Champion
* BYU Basketball Classic
^ Jayhawk Classic
+ Old Dominion Classic
NCAA (Pocatello)

1972-73

The Cougars enjoyed win streaks of six games and nine games during the season on their way to posting a 19-7 overall record and 9-5 in the WAC. BYU tied for second place in the conference and was left out of postseason play. The NCAA committee ruled that had BYU won the conference championship it would still not be invited to the "big dance" citing eligibility issues with All-American Kresimir Cosic. The WAC cleared his eligibility, but NCAA officials did not oblige. Cosic led the team in scoring with a 20.2 average and was named to the All-WAC team. It marked the fourth time in the 11-year history of the WAC that a player was named to the team as a sophomore, junior and senior. The Cougars' balanced attack was key as all five starters averaged in double figures (Cosic 20.2, Doug Richards 15.9, Belmont Anderson 13.0, Moni Sarkalahti 11.7 and Brian Ambrozich 10.7).

DATE	OPPONENT	SCORE	W/L
D 1	Santa Clara	84-73	W
D 2	Santa Clara	64-66	L
D 7	vs. Michigan	83-77	W
D 9	Wisconsin-Mil.	101-83	W
D 13	Oklahoma State	96-69	W
D 16	Utah State	88-80	W
D 22	Cal-State Ful.	89-68	W
D 28	vs. Texas A & M*	83-81	W
D 29	vs. Florida State*	80-77	W

D 30	vs. Long Beach St.*	89-101	L
J 5	Colorado St. (OT)	86-93	L
J 6	Wyoming	62-58	W
J 11	at New Mexico	62-69	L
J 12	at UTEP	56-55	W
J 20	at Utah State	79-69	W
J 17	Niagara	93-83	W
J 25	Arizona	93-79	W
J 27	Arizona State	81-67	W
F 3	Utah	89-73	W
F 9	at Wyoming	67-54	W
F 10	at Colorado State	78-74	W
F 15	UTEP	48-43	W
F 17	New Mexico	66-76	L
F 23	at Arizona State	90-86	W
F 24	at Arizona	94-100	L
M 3	at Utah	71-86	L

Coach: Glenn Potter
Record: 19-7
* All College Tournament

1973-74

Senior guard Doug Richards provided most of the season's entertainment on last-second buzzer-beaters to open and close the season. The first was a 77-76 home-win against Weber State in the opener. The other heroic effort came against Colorado State in a 70-69 win in the season finale. Richards averaged 20.3 points per game and Belmont Anderson added 14.4 per game. The Cougars finished the season sixth in the WAC with a conference record of 6-8 and 11-15 overall. The schedule was not favorable as the Cougars found themselves away from home often to begin the season. One stretch put the team on the road in 12 of 13 games and handed the squad eight losses in 13 contests. BYU enjoyed the highest conference attendance drawing an average of 16,251 fans per game.

DATE	OPPONENT	SCORE	W/L
N 30	Weber State	77-76	W
D 1	Idaho State	83-82	W
D 7	at New Mexico St.	72-78	L
D 8	at New Mexico St.	74-93	L
D 13	at Denver	97-87	W
D 15	at Kansas State	85-95	L
D 17	at Creighton @ Omaha	86-99	L
D 22	Utah State	86-87	L
D 26	vs. Indiana*	52-96	L
D 28	vs. Army*	81-72	W
D 29	vs. West Virginia*	85-83	W
J 4	at UTEP	62-58	W
J 5	at New Mexico	75-84	L
J 12	at Utah	86-104	L
J 19	at Utah State	86-93	L
J 25	Arizona State	89-71	W
J 26	Arizona	91-93	L

J 31	at Colorado State	52-69	L
F 2	at Wyoming (OT)	78-75	W
F 7	New Mexico	77-96	L
F 9	UTEP	56-54	W
F 16	Utah	74-89	L
F 21	at Arizona	90-118	L
F 23	at Arizona State	77-100	L
F 28	Wyoming	74-62	W
M 2	Colorado State	70-69	W

Coach: Glenn Potter
Record: 11-15
* Far West Classic

1974-75

The Cougars' young team and lack of experience was evident. With only two seniors on the squad—Grig Clawson and Greg Snow—the young players were called on often. Forward Brian Frishman, who was suspended the last three games of the season, led all scorers with 15.4 points per game. Sophomore Jay Cheesman added 14.6 per game and Mark Handy led the team in rebounds with 9.1 per game; his high came against Wyoming when he grabbed 23 boards in a three-point victory. Highlights for the Cougars came in a 65-54 upset of nationally ranked UTEP, and a 96-78 win over New Mexico snapping a long win-streak for the Lobos. Head coach Glenn Potter resigned at the end of the season after turning in a record of 12-14 overall and 5-9 in the conference. UCLA assistant coach Frank Arnold was hired as Potter's replacement.

DATE	OPPONENT	SCORE	W/L
N 29	Texas	80-72	W
D 6	at Weber State	63-76	L
D 7	Wichita State	69-80	L
D 13	at San Francisco	84-103	L
D 14	at Seattle	85-72	W
D 20	Rhode Island	82-49	W
D 21	Denver	90-89	W
D 28	Utah State	79-83	L
D 30	Bradley	100-87	W
D 31	Davidson	90-76	W
J 4	NE Louisiana	100-81	W
J 10	Arizona State	80-110	L
J 11	Arizona	66-83	L
J 18	at Utah	73-91	L
J 24	at UTEP	60-86	L
J 25	at New Mexico	96-78	W
F 1	at Utah State	84-92	L
F 7	Colorado State	88-75	W
F 8	Wyoming	75-73	W
F 14	at Arizona	81-97	L
F 15	at Arizona State	79-99	L
F 22	Utah	73-79	L
F 28	New Mexico (OT)	72-77	L
M 1	UTEP	65-54	W

M 7	at Wyoming	67-64	W
M 8	at Colorado State	81-92	L

Coach: Glenn Potter
Record: 12-14

1975-76

First-year coach Frank Arnold matched the output of his predecessor with an identical overall record of last season 12-14 (10-4 WAC, 5th place). Four of the Cougars' losses were by a combined margin of five points. Well-played games against WAC Champion Arizona were a bright-spot for the Cougars. A one-point-loss to the Wildcats in Tucson was avenged by a five-point-victory in Provo. An injury-plagued season hampered BYU as three key players missed action at some point—Terry Gugat, Veryl Law and Mark Handy. Gugat eventually left the team. Jay Cheesman was solid in the middle all season leading the team in scoring (17.6 ppg) and rebounding (8.9 rpg). Transfer Verne Thompson was also a key contributor; he added 14.5 points per game and 7.0 rebounds per game.

DATE	OPPONENT	SCORE	W/L
D 4	at Pacific	66-71	L
D 6	at Pacific	89-62	W
D 12	Long Beach State*	84-76	W
D 13	St. John's*	65-78	L
D 17	at Utah State	76-87	L
D 19	Nevada-Reno	85-76	W
D 20	Weber State	89-80	W
D 22	at New Mexico St.	79-90	L
D 29	vs. Texas ^	91-86	W
D 30	at Old Dominion ^	80-77	W
J 2	at Niagara	60-75	L
J 10	Utah State	73-75	L
J 16	at Arizona	78-79	L
J 17	at Arizona State	68-83	L
J 24	Utah	74-76	L
J 30	New Mexico	81-67	W
J 31	UTEP	56-57	L
F 6	at Wyoming	94-80	W
F 7	at Colorado State	84-93	L
F 13	Arizona State	93-89	W
F 14	Arizona (OT)	79-74	W
F 21	at Utah	84-83	W
F 26	at UTEP	50-51	L
F 28	at New Mexico	74-79	L
M 5	Colorado State	81-85	L
M 6	Wyoming	82-60	W

Coach: Frank Arnold
Record: 12-14
* Cougar Classic
^ Old Dominion Classic

1976-77

The Cougars began the season with an impressive 18-point win over Idaho State and then won the Cougar Classic with two starters sidelined by injuries. On the season BYU finished 12-15 and 4-10 (7th place) in the conference. The team included two sets of brothers—Vance and Veryl Law and Jay and Larry Cheesman. Vance Law played out the season and then decided to concentrate on his baseball career. He was the MVP of the Cougar Classic and averaged nine points per game. Jay Cheesman led the team in scoring with an average of 15.9 points per game. He was the top-scorer in ten games including his best game against New Mexico where he had 34 points and nine rebounds. One league highlight included a 33-point win over Wyoming. Cheesman had a double-double in the game with 25 points and 10 rebounds. Forward Verne Thompson averaged 15.2 points per game and Mark Hardy chipped in 11.5 a game.

DATE	OPPONENT	SCORE	W/L
N 26	Idaho State	102-84	W

N 27	at Weber State	75-96	L
D 1	Boise State	76-75	W
D 4	at Utah State	93-95	L
D 10	Seattle*	91-65	W
D 11	Niagara*	65-52	W
D 18	at Davidson	89-61	W
D 20	at North Carolina	93-113	L
D 22	at Wichita State	63-69	L
D 27	vs. St. Joseph's ^	68-56	W
D 29	at Oklahoma City ^	68-78	L
D 30	vs. California ^	75-70	W
J 8	Utah State	85-77	W
J 14	Colorado State	41-49	L
J 15	Wyoming	97-64	W
J 20	at Arizona St.(OT)	84-86	L
J 22	at Arizona	85-113	L
J 27	UTEP	54-62	L
J 29	New Mexico	65-73	L
F 5	at Utah	61-81	L
F 10	at Wyoming	82-72	W
F 12	at Colorado State	67-78	L
F 17	Arizona	62-64	L
F 19	Arizona State	65-84	L
F 25	at New Mexico	88-80	W
F 26	at UTEP	65-63	W
M 5	Utah	54-67	L

Coach: Frank Arnold
Record: 12-15
* Cougar Classic
^ All College Tournament

1977-78

A young team and many injuries resulted in a 12-18 record, but a fourth-place conference finish was a pleasant surprise after being picked seventh. BYU played more games (30) than any other Cougar team in 25 years. Eight of the season's opponents advanced to postseason play (UCLA, Cal-Fullerton, Utah State, North Carolina, Rhode Island, Weber State, New Mexico and Utah). The Cougars lost five games by two points or less, which provided many exciting finishes. BYU had an increase in attendance at the Marriott Center drawing 17,171 fans per game. Freshman Danny Ainge led the team in scoring with 21.1 points per game. Not since the days of Kresimir Cosic had a BYU player had a higher average. Ainge became the highest scorer in a single season with 632 points.

DATE	OPPONENT	SCORE	W/L
N 26	at UCLA	73-75	L
N 28	Long Beach State	100-91	W
N 29	at Nevada-Reno	66-100	L
D 3	at Idaho State	87-94	L
D 9	Montana*	72-76	L
D 10	Cal-St. Fullerton*	75-80	L
D 14	McNeese State	78-68	W
D 16	at Illinois	74-81	L
D 17	at Bradley	86-79	W
D 21	at Utah State	89-91	L
D 23	at San Diego St.	88-104	L
D 28	vs. North Carolina ^	81-94	L
D 29	vs. Rhode Island ^	87-92	L
D 30	at Hawaii ^	88-78	W
J 3	Weber State	81-76	W
J 7	Utah State (2OT)	85-84	W
J 12	at Wyoming	82-89	L
J 14	at Colorado State	66-76	L
J 19	Arizona	87-86	W
J 21	Arizona State	96-89	W
J 26	at New Mexico	82-95	L
J 28	at UTEP (OT)	78-76	W
F 4	Utah	76-89	L
F 10	Colorado State	98-81	W
F 11	Wyoming	76-56	W
F 16	at Arizona State	75-76	L
F 18	at Arizona	90-104	L



GLENN POTTER

Years: 1972-75 (3)
Record: 42-36 (.538)

Potter was an assistant at BYU for two years before taking over the reigns of the team in 1972. His team was second in the WAC during his first season. Potter finished with a 42-36 record at BYU. He was an avid teacher of defensive fundamentals and team balance. Potter spent five seasons at Nebraska as an assistant before coming to BYU.

<ALL-TIME SEASON RESULTS>

F 23	UTEP	73-64	W
F 25	New Mexico	66-71	L
M 4	at Utah	74-81	L
Coach: Frank Arnold			
Record: 12-18			
* Cougar Classic			
^ Rainbow Classic			

1978-79

This season marked the first time in seven years that the Cougars won 20 games and also claimed the WAC championship. BYU's balanced attack, which enjoyed five players that averaged in double figures, posted a 20-8 record including a perfect 14-0 home stretch. Danny Ainge led the team in scoring with 18.4 points per game. With two seasons remaining Ainge has already scored 1,130 points, which puts him in the top ten in career scoring at BYU. On February 17 the Cougars beat the University of Utah by 26 points in front of 23,006 fans—a new Marriott Center attendance record. The total attendance during the Cougars' impressive 14 home wins was 277,920. This is the highest season mark since the facility opened in 1972. BYU advanced to the NCAA Tournament and was beaten 86-63 by the University of San Francisco in the first round.

DATE	OPPONENT	SCORE	W/L
N 24	Hawaii	93-69	W
N 25	Portland State	111-82	W
D 1	at Baylor	92-86	W
D 2	at Texas	57-96	L
D 6	Utah State	99-80	W
D 8	St. Joseph's*	90-71	W
D 9	Purdue*	76-64	W
D 14	at Rhode Island	76-85	L
D 16	at St. John's	83-90	L
D 21	Harvard	113-72	W
D 23	Oral Roberts	120-104	W
D 29	vs. Georgia Tech ^	81-83	L
D 30	vs. Houston ^	84-77	W
J 4	Denver	92-53	W
J 6	at Utah State	68-84	L
J 11	UTEP	80-56	W
J 13	New Mexico	100-83	W
J 20	at Utah	90-76	W
J 25	at Colorado State	98-83	W
J 27	at Wyoming (OT)	69-71	L
F 3	San Diego State	88-80	W
F 9	at New Mexico	65-66	L
F 10	at UTEP	77-68	W
F 17	Utah	76-50	W

F 22	Wyoming	78-73	W
F 24	Colorado State	66-61	W
M 2	at San Diego State	96-95	W
M 10	vs. San Francisco#	63-86	L
Coach: Frank Arnold			
Record: 20-8			
WAC Champion			
* Cougar Classic			
^ Pillsbury Holiday Classic			
# NCAA (Tucson)			

1979-80

With all five starters returning from last season and four of those averaging double figures in scoring it's easy to see why the 1979-80 team was so successful. Led by the steady performance of All-American Danny Ainge (19.1 ppg) and his supporting cast of Devin Durrant (13.3 ppg), Fred Roberts (13.1 ppg) and Alan Taylor (12.5 ppg) the Cougars went 24-5 and easily won the WAC championship with a conference record of 13-1. The only loss came against Wyoming in a three-point decision in Provo. Following the Wyoming loss BYU won its next 12 consecutive games, including a streak of winning all seven-conference road games. No WAC team had previously accomplished that feat. The Cougars' potent offense scored over 100 points eight times with a season high coming in a 123-91 win over San Diego State. Ainge led the team in scoring, assists and steals. He along with center Alan Taylor were named to the All-WAC first-team. Taylor set a Marriott Center record for rebounds when he pulled down 23 in the home finale. The Cougars earned an NCAA berth and a first-round date with Clemson, which they lost 71-66.

DATE	OPPONENT	SCORE	W/L
N 30	Illinois	76-86	L
D 1	Baylor	100-58	W
D 7	at Tulsa	73-71	W
D 8	at Oral Roberts	76-75	W
D 11	Cal-St. Fullerton	80-64	W
D 14	UC-Santa Barbara*	87-65	W
D 15	La Salle* (3OT)	108-106	W
D 18	at Long Beach St.	76-78	L
D 22	at Utah State	89-84	W
D 27	vs. Penn State ^	58-50	W
D 28	vs. Oregon State ^	71-86	L
D 29	vs. NC-Charlotte ^	104-91	W
J 3	at New Mexico	75-63	W
J 5	at UTEP	70-69	W
J 12	Utah	89-72	W

J 18	Wyoming	53-56	L
J 19	Colorado State	104-82	W
J 24	at San Diego St.	123-91	W
J 26	at Hawaii	34-33	W
J 31	UTEP	89-81	W
F 2	New Mexico	89-68	W
F 9	at Utah	83-82	W
F 12	Utah State	84-83	W
F 16	Alaska	93-59	W
F 21	at Colorado State	111-86	W
F 23	at Wyoming	39-30	W
F 28	Hawaii	107-82	W
M 1	San Diego State	114-81	W
M 8	vs. Clemson#	66-71	L
Coach: Frank Arnold			
Record: 24-5			
WAC Champion			
* Cougar Classic			
^ Far West Classic			
# NCAA (Ogden)			

1980-81

One of the most memorable seasons in BYU basketball history—highlighted by Danny Ainge's full-court drive and lay-up in the closing seconds to beat Notre Dame during an NCAA Tournament game. The win propelled the Cougars into the "elite eight" where Ralph Sampson and Virginia ended the Cougars' Cinderella run. Ainge was named All-American and was awarded the Eastman and Wooden awards as college basketball's outstanding player. He ranked ninth in the country in scoring, averaging 24.4 points per game. Forward Fred Roberts earned All-WAC honors for his steady play and 18.8 points per game, which was second on the team to Ainge. Steve Trumbo led the Cougars in rebounding, grabbing 10.7 per game. The team finished 25-7 overall, ranked 16th in the country, and among the nation's "elite eight." The Cougars were 12-3 in the WAC and in third place behind co-champions Utah and Wyoming.

DATE	OPPONENT	SCORE	W/L
N 28	at Washington	80-70	W
N 29	at Oregon State	68-75	L
D 6	at Utah State	82-79	W
D 12	North Texas*	108-92	W
D 13	St. Mary's*	95-76	W
D 16	Michigan State	82-50	W
D 19	vs. Illinois ^	80-75	W
D 20	at Tennessee ^	65-81	L
D 23	at Weber State	85-78	W
D 27	Utah State	104-89	W
J 2	at Air Force	77-65	W
J 3	at UNLV (2OT)	92-90	W
J 8	San Diego State	84-73	W
J 10	Hawaii	91-74	W
J 15	at New Mexico	92-87	W
J 17	at UTEP	62-64	L
J 23	Colorado State	66-46	W
J 24	Wyoming	84-70	W
J 31	at Utah	56-60	L
F 6	UNLV	86-77	W
F 7	Air Force	62-51	W
F 12	at Hawaii	77-72	W
F 14	at San Diego St.	72-73	L
F 19	UTEP	84-75	W
F 21	New Mexico	78-72	W
F 26	at Wyoming (2OT)	84-86	L
F 28	at Colorado State	80-69	W
M 7	Utah	95-76	W
M 12	vs. Princeton#	60-51	W
M 14	vs. UCLA#	78-55	W
M 19	vs. Notre Dame#	51-50	W
M 21	vs. Virginia#	60-74	L
Coach: Frank Arnold			
Record: 25-7			

* Cougar Classic
^ Volunteer Classic
NCAA (Providence/Atlanta)

1981-82

A solid frontcourt of Greg Kite, Fred Roberts and Steve Trumbo led the Cougars during a 17-14 season, earning an invitation to the NIT postseason. The Cougars began the season in two rematch games. The first came against Virginia who knocked BYU out of the elite-eight the previous year, and the second was against UCLA in Los Angeles. The Cougars fought back from a halftime deficit against Virginia but lost in the closing seconds 63-61. A 79-75 win over UCLA was the most significant accomplishment of the season. The upset was only the 14th loss ever suffered by the Bruins inside Pauley Pavilion in 256 games. The Cougars also became one of only a handful of teams to have beaten the Bruins in back-to-back seasons. Last year's 78-55 win over UCLA, in the NCAA Tournament, was the Bruins worst loss in 17 years. Trumbo and Roberts were unanimous selections to the first-team All-WAC squad. During the four seasons they played together at BYU the Cougars won more games (86 of 119) and had the best winning percentage (.723) of any other four-year span in the school's history.

DATE	OPPONENT	SCORE	W/L
N 21	vs. Virginia*	61-63	L
N 27	at UCLA	79-75	W
N 28	at Cal-St. Fullerton	81-66	W
D 4	Oregon State	44-56	L
D 5	UNLV	63-66	L
D 8	at Utah State	51-43	W
D 11	Idaho State ^	77-71	W
D 12	Western Carolina ^	86-63	W
	Weber State	63-55	W
D 18	at Princeton	39-38	W
D 22	Cal Poly-Pomona	89-65	W
D 26	Utah State	74-79	L
J 2	UTEP	67-60	W
J 4	New Mexico	76-58	W
J 7	at Colorado State	40-50	L
J 9	at Wyoming	42-61	L
J 15	Utah	74-51	W
J 21	Air Force	54-40	W
J 23	Wyoming	25-27	L
J 28	at San Diego St.	66-80	L
J 30	at Hawaii	60-62	L
F 6	Colorado State	60-54	W
F 12	at UNLV	50-52	L
F 13	at Air Force	49-41	W
F 19	at Utah	61-68	L
F 25	Hawaii	75-66	W
F 27	San Diego State	106-66	W
M 4	at UTEP	45-43	W
M 6	at New Mexico	65-67	L
M 10	Washington+	63-66	L
Coach: Frank Arnold			
Record: 17-13			
* Hall of Fame Classic			
^ Cougar Classic			
+ NIT (Provo)			

1982-83

A young lineup and a 0-5 start proved tough to overcome and the 82-83 Cougar team was left out of postseason play for the first time in five years. The Cougars managed to go 11-5 in the WAC and finished in a three-way tie for the conference championship. Other co-champions Utah and UTEP headed for post season tourneys but the Cougars were left off after a season finale win over Wyoming. The victory did give the Cougars an above .500 season finishing at 15-14. Seven of BYU's opponents were invited to the NCAA



FRANK ARNOLD

Years: 1975-83 (8)
Record: 137-94 (.593)

Arnold coached the Cougars for eight years earning a 137-94 record. His teams won three WAC championships and appeared in three NCAA tournaments and one NIT tournament. Arnold's 1980-81 team advanced to the elite eight at the NCAA Tournament before losing to Ralph Sampson and Virginia. Arnold

was selected Coach of the Year in the WAC in 1979 and 1980 by Basketball Weekly, and was also selected Coach of the Year by WAC coaches and athletic directors in 1980. Arnold was an assistant coach under John Wooden before coming to BYU.

Tournament-one of which was national power-house UCLA in the season opener. The game drew a crowd of 23,023. Devin Durrant received All-WAC honors and was named honorable mention All-America. BYU center Greg Kite finished his career at BYU and was drafted in the first round of the NBA draft by the Boston Celtics.

DATE	OPPONENT	SCORE	W/L
N 26	UCLA	82-85	L
N 27	Iowa	80-91	L
N 30	Utah State	69-75	L
D 4	at Michigan State	55-63	L
D 10	Long Beach St.* (OT)	77-81	L
D 11	Fordham*	70-62	W
D 14	at Utah State	68-80	L
D 18	at Boise State	68-67	W
D 21	Providence	66-52	W
D 27	at St. John's^	64-75	L
D 29	vs. St. Joseph's^	65-68	L
D 31	Princeton	51-32	W
J 6	at Weber State (2OT)	81-84	L
J 14	San Diego State	96-74	W
J 15	Hawaii	86-62	W
J 20	at Colorado State	77-63	W
J 22	at Wyoming	82-64	W
J 24	at Air Force	73-61	W
J 27	UTEP	49-65	L
J 29	New Mexico	66-48	W
F 5	at Utah	72-75	L
F 10	at Hawaii	69-80	L
F 12	at San Diego State	69-67	W
F 17	Colorado State	69-58	W
F 19	Air Force	66-57	W
F 25	at New Mexico	70-71	L
F 27	at UTEP	58-54	W
M 5	Utah (3OT)	62-64	L
M 12	Wyoming	54-41	W

Coach: Frank Arnold
Record: 15-14
WAC Champion-3 way tie
* Cougar Classic
^ Holiday Festival

1983-84

The Cougars played one of the toughest schedules in the country but still won 20 games and earned a trip to the NCAA Tournament under first-year head coach Ladell Andersen. Games against eventual Final Four participant Kentucky, Georgetown, UCLA, Notre Dame, Virginia Commonwealth, Alabama-Birmingham, Utah State, Oregon and Weber State highlighted the non-conference schedule. The Cougars picked up wins against Virginia Commonwealth, Oregon, Weber State, Notre Dame and upset UAB in the NCAA Tournament. In WAC play BYU compiled a 12-4 record and finished second behind UTEP. All-American Devin Durrant led the team in scoring and finished among the nation's leading scorers averaging 27.9 points per game. He also average 39.5 minutes per game. Brett Applegate was the team leader in rebounds and was among the nation's leaders pulling down 11.4 per outing. He also scored 14.5 points per game, which was second on the team behind Durrant.

DATE	OPPONENT	SCORE	W/L
N 26	at Utah State	78-90	L
N 30	Hofstra	119-84	W
D 9	Utah State*	81-83	L
D 10	St. Mary's (CA)*	106-74	W
D 16	vs. Virginia Comm.^	81-77	W
D 17	at Kentucky^	59-93	L
D 21	Oregon	79-78	W
D 23	Boise State	66-54	W
D 28	at UCLA	73-82	L
J 7	Weber State (OT)	86-81	W
J 14	Utah (2OT)	113-105	W

J 19	at Hawaii	95-77	W
J 20	at San Diego St.	75-79	L
J 26	Wyoming	74-61	W
J 28	Air Force	69-49	W
J 30	Colorado State	73-57	W
F 2	at New Mexico	86-73	W
F 4	at UTEP	77-86	L
F 8	at Utah	82-79	W
F 11	at Georgetown	51-67	L
F 14	Hawaii (2OT)	87-85	W
F 16	San Diego St. (OT)	94-92	W
F 18	Notre Dame	68-64	W
F 23	at Colorado State	65-70	L
F 25	at Wyoming	55-56	L
F 27	at Air Force	71-67	W
M 1	UTEP	83-65	W
M 3	New Mexico	80-73	W
M 9	vs. New Mexico+	55-64	L
M 15	at UAB#	84-68	W
M 17	vs. Kentucky#	68-93	L

Coach: Ladell Andersen
Record: 20-11
* Cougar Classic
^ Kentucky Invitational
+ WAC Tournament (El Paso)
NCAA (Birmingham)

1984-85

BYU began the season losing four of five games and ended the year on a four-game skid or the 84-85 campaign would have been one to remember. BYU went 14-6 in the remaining games and posted a 15-14 record on the season. Of the losses, six were by a combined total of 12 points, including a triple overtime one-point loss to Utah in Provo. BYU defeated eventual NIT champions UCLA and knocked off then un-beaten Washington. Senior Timo Saarelainen, who battled knee problems most of the season, still led the Cougars in scoring 21 of 29 games. His season high was 41 points against New Mexico in Albuquerque. Senior guard Scott Sinek also battled an early season injury but fought back and ended the year second on the team in scoring with a 10.1 average. BYU finished in a third-place tie in the WAC with Colorado State and New Mexico.

DATE	OPPONENT	SCORE	W/L
N 30	vs. LaSalle*	73-74	L
D 1	vs. Pacific*	72-63	W
D 4	Utah State	93-97	L
D 8	at Weber State	79-87	L
D 11	at Utah State (OT)	91-92	L
D 14	SW Missouri^	66-46	W
D 15	Hofstra^	86-76	W
D 19	UCLA	89-81	W
D 22	Washington	84-75	W
D 28	vs. Villanova+	61-91	L
D 29	vs. Yale+	73-58	W
J 3	UTEP	62-60	W
J 5	New Mexico	70-76	L
J 12	at San Diego St.	70-89	L
J 14	at Hawaii (OT)	88-78	W
J 17	at Air Force	79-72	W
J 19	at Colorado State	65-64	W
J 24	Wyoming	78-65	W
J 26	at Utah	63-62	W
J 31	San Diego State	71-77	L
F 2	Air Force	66-60	W
F 7	at New Mexico	74-76	L
F 9	at UTEP (3OT)	86-97	L
F 14	Colorado State	77-69	W
F 16	Air Force	71-61	W
F 23	at Notre Dame	58-67	L
F 28	at Wyoming	66-78	L
M 2	Utah (3OT)	85-86	L
M 4	Air Force**	79-82	L

Coach: Ladell Andersen

Record: 15-14
* Stanford Invitational
^ Cougar Classic
+ Colton States Classic
** WAC Tournament (Provo)

1985-86

The Cougars experienced a little of everything during the rollercoaster ride that was the 85-86 season. Projected to finish sixth in the conference, the Cougars began the season losing seven of their first nine games. BYU fought back and won 12 straight games, including 11 conference games and a win against nationally ranked Notre Dame 80-76 in overtime. The key during the streak was the play of center Tom Gneiting who replaced an ailing Alan Pollard in the middle of the season. As Gneiting went, so went the Cougars. He pulled down double-figure rebounds in six straight games at the beginning of the streak including four double-doubles. The team ended the season going 3-5 in its last eight games. On the year, the Cougars finished 18-14 overall and 11-5 in the conference. Coach Ladell Andersen was named District 7 Coach of the Year for his part in turning around and producing an 18-14 season, despite predictions that BYU's record would be much worse.

DATE	OPPONENT	SCORE	W/L
N 30	Washington State	65-69	L
D 3	at Utah State	80-80	L
D 6	vs. TCU*	50-63	L
D 7	vs. Fordham*	75-72	W
D 10	Utah State	76-88	L
D 13	Long Beach State^	94-75	W
D 14	Pepperdine^	73-83	L
D 19	at Washington	68-74	L
D 21	at Oregon	69-72	L
D 28	Weber State (OT)	88-86	W
J 2	at UTEP	64-69	L
J 4	at New Mexico	57-60	L
J 10	Hawaii	80-66	W
J 11	San Diego State	82-70	W
J 13	Notre Dame (OT)	80-76	W
J 17	at Colorado State	68-63	W
J 18	at Air Force	65-57	W
J 21	at Oral Roberts	67-65	W
J 23	Air Force	66-45	W
J 25	Utah	87-69	W
F 6	at San Diego St.	81-71	W
F 8	at Hawaii	76-66	W
F 14	New Mexico	74-67	W
F 15	UTEP	72-69	W
F 20	at Wyoming	56-66	L
F 22	at Utah	71-74	L

F 27	Colorado State	86-76	W
M 1	Wyoming	62-65	L
M 6	vs. New Mexico	68-79	L
M 13	SMU+	67-63	W
M 18	UC-Irvine+	93-80	W
M 21	at Ohio State+	68-79	L

Coach: Ladell Andersen
Record: 18-14
+ NIT, * Kactus Klassic
^ Cougar Classic

1986-87

Playing one of its toughest schedules in years the BYU basketball team posted a 21-11 record and 12-4 in the WAC and finished second behind UTEP. The Cougars played Oklahoma, Notre Dame, Iowa, Arizona State, Pittsburgh, Michigan State, and New Orleans, as well as four WAC teams that made it to post season play. The 21-win season was highlighted by an eight-game win streak, and two four-game stretches. The Cougars were invited to the NCAA Tournament and lost to New Orleans 83-79. Michael Smith led the Cougars in scoring (20.1), rebounding (8.5), free throw shooting (90%) and three-point shooting (49%). Other team leaders were Tom Gneiting in field goal shooting (62%), Brian Taylor in assists (118), Jeff Chatman in blocked shots (40), and Bob Capener in steals (32).

DATE	OPPONENT	SCORE	W/L
N 21	at Oklahoma*	110-119	L
D 3	Utah State	100-86	W
D 6	at Notre Dame	46-62	L
D 9	at Iowa	75-86	L
D 12	Arizona State^	91-85	W
D 13	UC-Fullerton^	56-59	L
D 16	at Utah State	97-93	W
D 18	at Weber State	84-69	W
D 20	Oral Roberts	95-73	W
D 23	Pittsburgh	93-73	W
D 29	vs. Michigan St.+	96-88	W
D 30	at Santa Clara+	77-66	W
J 2	Colorado St. (OT)	75-67	W
J 3	Wyoming	77-74	W
J 6	SW Missouri (OT)	61-62	L
J 9	at UTEP	73-66	W
J 10	at New Mexico	89-102	L
J 15	San Diego State	94-82	W
J 17	Hawaii	90-79	W
J 22	Air Force	87-69	W
J 24	at Utah	80-70	W
J 30	at Air Force	91-93	L
J 31	at Colorado State	51-49	W
F 5	New Mexico	98-73	W
F 7	UTEP (OT)	91-93	L

LADELL ANDERSEN

Years: 1983-89 (6)
Record: 114-71 (.616)



Andersen was BYU's head coach for six seasons and had a 114-71 record. He led the Cougars to four post season tournaments, three NCAA and 1 NIT. He was the WAC Coach of the Year in 1987-88 and District Seven Coach of the Year in 1985-86. Before coming to BYU, Andersen was the head coach at Utah State for 10 years, leading

them to five NCAA appearances. He also coached the Utah Stars of the ABA and compiled the best two-year mark in ABA history 115-53. His Stars won the Western Division championship twice. Andersen is now a scout for the Utah Jazz.

<ALL-TIME SEASON RESULTS>

F 14	Utah	58-65	L
F 21	at Wyoming	67-63	W
F 26	at San Diego State	85-68	W
F 28	at Hawaii	100-80	W
M 5	vs. Air Force** (OT)	82-79	W
M 6	at New Mexico**	86-93	L
M 12	vs. New Orleans#	79-83	L

Coach: Ladell Anderson

Record: 21-11

* Coca-Cola NIT Classic

^ Cougar Classic

+ Cable Car Classic

** WAC Tournament

NCAA (Birmingham)

1987-88

In the prior history of BYU basketball only one team enjoyed more success than the 1987-88 squad. The Cougars won their first seventeen games to open the season and climbed as high as second and third-place in the rankings. The streak came to an end against UAB in Birmingham, Alabama. Had BYU won the game against UAB it may have found itself in the No. 1 spot as the only remaining undefeated major team in the country. The Cougars posted a 13-3 WAC record and went 26-6 overall. The win total was two shy of the all-time BYU record by the 1950-51 team that won 28 games. In terms of winning percentage the '88 team had a .813 record, which is the best percentage in school history. The Cougars breezed through WAC play winning the conference title; however, was upset by UTEP in the WAC Tournament hosted by the Cougars in the Marriott Center. In just three conference losses the margin of defeat was a combined seven points—two in overtime at San Diego State, two points at Utah, and three points to UTEP in the tournament. BYU was seeded fourth in the NCAA Tournament Southeast Region in Atlanta. The Cougars beat UNC-Charlotte 98-92 in overtime but fell to Louisville by 21 in the second round. An average of 20,200 fans attended home games giving the highest season attendance totals ever at 363,602. Junior Michael Smith was named GTE All-America by U.S. coaches and was named Second Team All-America by the media. He was named WAC Player of the Year and led the conference in scoring.

DATE	OPPONENT	SCORE	W/L
N 27	Montana State	90-89	W
D 1	at Utah State	96-92	W
D 3	at Washington St.	60-54	W
D 5	at UCLA	87-80	W
D 11	Weber State*	104-71	W
D 12	Chicago State*	91-60	W
D 19	Utah State (OT)	121-112	W
D 29	La Salle	95-82	W
J 2	Cent. Connecticut	109-76	W
J 7	Hawaii	97-66	W
J 9	San Diego State	92-65	W
J 13	at Wyoming	83-67	W
J 21	at UTEP	81-71	W
J 23	at New Mexico	89-82	W
J 30	Air Force	95-75	W
F 2	Tulsa	72-57	W
F 4	Utah	82-64	W
F 6	at Ala.-Birmingham	83-102	L
F 9	Miami (Florida)	99-86	W
F 11	Wyoming	78-69	W
F 13	Colorado State	86-80	W
F 18	at San Diego St. (OT)	80-82	L
F 20	at Hawaii	72-70	W
F 23	at Colorado State	75-67	W
F 25	at Air Force	76-62	W
F 27	at Utah	60-62	L
M 3	New Mexico	89-82	W
M 5	UTEP (2OT)	80-83	L

M 10	Hawaii ^	76-74	W
M 11	UTEP ^	63-66	L
M 17	vs. NC-Charlotte#	98-92	W
M 19	vs. Louisville#	76-97	L

Coach: Ladell Anderson

Record: 26-6

* Cougar Classic

^ WAC Tournament (Provo)

NCAA (Atlanta)

1988-89

Injuries plagued the Cougars as the team posted a 14-15 record overall and 7-9 in the WAC during Head Coach Ladell Andersen's final season. Andersen retired at season's end with a record of 114-71 over five years. Team leaders Marty Haws and Andy Toolson both missed games due to injuries. The Cougars also lost the services of 6-9 freshman John fish toward the end of the season. One bright spot for BYU was eventual NBA first-round draft choice Michael Smith. He averaged 26.4 points per game and finished second only to Danny Ainge in career field goals made (886), field goals attempted (1,749) and total points scored (2,319). Smith also moved into the No. 1 spot in career rebounding with 922. BYU received national exposure appearing on CBS, ESPN, and USA Cable. Despite a losing season the Cougars drew an average of 18,149 fans per home game. Only five other schools in the nation averaged more.

DATE	OPPONENT	SCORE	W/L
N 25	vs. Northeastern*	87-78	W
N 26	vs. St John's*	77-83	L
D 1	at Weber State	78-80	L
D 3	UCLA	87-97	L
D 9	Texas-Arlington ^	87-70	W
D 10	St. Mary's (CA) ^	69-70	L
D 17	Utah State	96-85	W
D 21	at Utah State	74-72	W
D 23	Brown	90-65	W
J 5	at New Mexico	84-88	L
J 7	at UTEP	76-91	W
J 12	San Diego State	85-81	W
J 14	Hawaii	73-77	L
J 19	at Air Force (OT)	89-88	W
J 21	at Colorado State	84-69	W
J 24	Air Force	78-78	L
J 28	Wichita State	93-92	W
F 2	at Utah	86-90	L
F 4	at Miami (Florida)	86-107	L
F 9	at San Diego St.	74-89	L
F 11	at Hawaii	66-68	L
F 14	UC-Berkeley	87-74	W
F 16	UTEP	84-76	W
F 18	New Mexico	90-79	W
F 23	at Wyoming	65-72	L
F 25	Utah	81-74	W
M 2	Wyoming	71-67	W
M 4	Colorado State	72-89	L
M 10	vs. Hawaii+	69-72	L

Coach: Ladell Anderson

Record: 14-15

* Lapchick Tournament

^ Cougar Classic

+ WAC Tournament (SLC)

1989-90

First-year Coach Roger Reid was named WAC Coach of the Year and District Coach of the Year by both the coaches and media following a 21-9 season. A team that was picked to finish sixth in the conference finished 11-5 and earned a share of the WAC title. The Cougars were unbeaten at home with a perfect 15-0 record. The team set a school record for three-point shooting at 45 percent, and was eighth in the nation. Six of the team's nine losses were to teams that appeared in

postseason action. BYU earned a trip to the NCAA Tournament but lost to heavily favored Clemson 49-47 in the closing seconds. Both seniors Marty Haws and Andy Toolson averaged over 18 points per game to lead the Cougars.

DATE	OPPONENT	SCORE	W/L
N 24	Siena	83-62	W
N 25	E. Washington	96-84	W
N 28	Weber State	81-65	W
N 30	Utah State	71-65	W
D 2	at Penn State	72-82	L
D 5	at Arizona State	65-64	W
D 8	North Texas*	97-68	W
D 9	UAB*	98-82	W
D 12	Utah State	69-68	W
D 21	Northwestern	69-68	W
D 23	at California	63-85	L
J 4	at Hawaii	71-80	L
J 6	at San Diego St.	63-60	W
J 11	UTEP (OT)	69-67	W
J 13	New Mexico	79-78	W
J 18	at Air Force	64-56	W
J 20	at Wyoming	65-60	W
J 25	Utah	65-49	W
J 27	Colorado State	67-52	W
F 1	San Diego State	75-58	W
F 3	Hawaii	68-65	W
F 7	at Tulsa	66-64	W
F 10	at Utah	73-89	L
F 15	at New Mexico	51-60	L
F 17	at UTEP	63-64	L
F 22	Wyoming	75-64	W
F 24	Air Force	67-42	W
M 1	at Colorado State	57-59	L
M 8	vs. Utah (OT)+	61-62	L
M 15	vs. Clemson!#	47-49	L

!(later forfeited)

Coach: Roger Reid

Record: 21-9

* Cougar Classic

+ WAC Tournament (El Paso)

NCAA (Hartford)

1990-91

Prize recruit 7'6" Shawn Bradley led BYU in scoring (14.8), rebounding (7.7), and blocked shots (5.2), in his first and only season as a Cougar. Bradley made an immediate impact in his first game in Provo with 23 points 14 rebounds and five blocked shots. His best game came against E. Kentucky when he scored 29 points, grabbed eight rebounds and had 14 blocks, in a 90-86 win. He set an NCAA Tournament record with 10 blocked shots in a first-round win against Virginia 61-48. The Cougars lost to nationally ranked Arizona 76-61 in round two. The team won 21 games for the second straight year posting a record of 21-13 (11-5 WAC). Eleven of the 13 losses came against tournament teams. Guard Nathan Call broke Danny Ainge's school assist record with 164 on the season.

DATE	OPPONENT	SCORE	W/L
N 14	E. Tennessee St.	*80-83	L
N 24	Utah State	98-94	W
N 29	at Weber State	69-57	W
D 1	at Utah State	63-58	W
D 4	at La Salle	81-93	L
D 7	Eastern Kentucky ^	90-86	W
D 8	St. John's ^	62-67	L
D 12	Arizona State	74-82	L
D 19	James Madison	84-66	W
D 21	Stetson	75-77	L
D 22	Tulsa	62-60	W
D 27	vs. S. Carolina+	49-52	L
D 29	vs. Rutgers+	70-85	L
J 3	at San Diego State	73-61	W
J 5	at Hawaii	65-74	L

J 10	UTEP	83-67	W
J 12	New Mexico	72-65	W
J 17	at Colorado State	72-55	W
J 19	at Wyoming	80-86	L
J 24	Air Force	72-55	W
J 26	Wyoming	72-77	L
J 31	Colorado State	69-52	W
F 2	at UTEP	69-65	W
F 7	San Diego State	75-55	W
F 9	Hawaii	82-74	W
F 14	at New Mexico	83-76	W
F 16	at Utah	74-81	L
F 23	at Air Force	70-61	W
M 2	Utah (OT)	71-72	L
M 7	vs. Colorado St.**	69-56	W
M 8	vs. Hawaii** (OT)	73-71	W
M 9	vs. Utah** (OT)	51-49	W
M 14	vs. Virginia#	61-48	W
M 16	vs. Arizona#	61-76	L

Coach: Roger Reid

Record: 21-13

WAC Tournament Champion

* Dodge NIT

^ Cougar Classic

+ Holiday Festival

** WAC Tourn. (Laramie)

NCAA (SLC)

1991-92

The Cougars were picked to finish fourth in the WAC this season but great outside shooting and a strong inside game earned the team a first-place finish in the conference and their 11th conference title. BYU also brought home the WAC Tournament Championship thanks to Kevin Nixon's 54-foot buzzer beater against UTEP. The win gave the Cougars an automatic berth to the NCAA Tournament and a first-round meeting with LSU and Shaquille O'Neal. LSU won 94-83. The Cougars came within three points of beating Final Four team Michigan, led by Chris Webber and Jalen Rose. Other key wins came against Florida, Princeton, James Madison, UTEP, New Mexico, and Utah—all of which appeared in post-season play. The Cougars finished 25-7 overall and 12-4 in the WAC. BYU began the season winning its first seven games and finished winning seven straight before running into LSU. Gary Trost, Kevin Nixon, and Nick Sanderson all averaged double figures for BYU. Trost was named All-WAC First Team; Nixon was named to the WAC All-Newcomer Team. Russell Larson was named WAC Freshman of the Year.

DATE	OPPONENT	SCORE	W/L
N 26	at Utah State	82-66	W
D 5	at Tulsa	102-86	W
D 7	at James Madison	66-63	W
D 13	Utah State*	93-77	W
D 14	Princeton*	65-59	W
D 19	McNeese State	104-64	W
D 21	Weber State	81-68	W
D 28	vs. Michigan ^	83-86	L
D 29	vs. Florida ^	79-73	W
J 4	Tennessee Tech	95-68	W
J 9	at UTEP	69-89	L
J 11	Colorado State	72-51	W
J 16	Wyoming	68-59	W
J 18	Air Force	66-45	W
J 23	at Wyoming	67-72	L
J 25	at Colorado St.(OT)	79-74	W
J 30	New Mexico	85-65	W
F 1	UTEP	80-63	W
F 6	at San Diego St.	89-59	W
F 8	at Hawaii	83-87	L
F 13	at Air Force	68-60	W
F 15	La Salle	80-81	L
F 20	Utah	58-56	W
F 22	at New Mexico (OT)	84-95	L

F 27	Hawaii	81-64	W
F 29	San Diego State	98-78	W
M 3	Cal St Northridge	100-68	W
M 7	at Utah	87-73	W
M 12	vs. Air Force+	72-51	W
M 13	vs. Utah+	75-62	W
M 14	vs. UTEP+	73-71	W
M 19	vs. Louisiana State#	83-94	Coach:

Roger Reid
Record: 25-7
WAC Champion-
tie
WAC Tournament Champion
* Cougar Classic
^ Red Lobster (Orlando)
+ WAC Tourn. (Fort Collins)
NCAA (Boise)

1992-93

BYU finished at the top of the Western Athletic Conference for the third time in four years, won 25 games for the second straight year and appeared in its fourth straight NCAA Tournament. The Cougars compiled a 25-9 record going 15-3 in WAC play. Key wins came against nationally ranked Oklahoma and Memphis State at the Maui Invitational in Hawaii. The upsets landed the Cougars a date with defending NCAA champ Duke in the final round of the classic, but the Blue Devils prevailed led by Grant Hill and Bobby Hurley. At the NCAA Tournament BYU beat Southwest Conference Champion Southern Methodist in the first round but fell to eventual Final Four team Kansas. Center Gary Trost was named All-WAC for the second year in a row and led the Cougars in scoring and rebounding at 15.2 ppg and 6.9 rpg. Russell Larson set a school record for field goal percentage at .631. Larson was honorable mention All-WAC along with Nick Sanderson and Jared Miller. BYU averaged 20,471 fans per game in the Marriott Center, which was good enough for fourth in the country.

DATE	OPPONENT	SCORE	W/L
D 1	Arizona State	108-98	W
D 4	at Utah State	93-83	W
D 8	at Weber St. (OT)	77-83	L
D 11	Southern Utah*	108-62	W
D 12	Georgia*	74-64	W
D 18	Utah State	89-65	W
D 21	vs. Oklahoma ^	76-75	W
D 22	vs. Memphis St. ^ (OT)	73-67	W
D 23	vs. Duke ^	66-89	L
D 28	vs. Oregon+	70-76	L
D 29	vs. Oregon State+	79-93	L
J 2	UTEP	79-73	W
J 4	New Mexico	70-56	W
J 9	Utah	53-54	L
J 14	at Fresno State	72-57	W
J 16	at Air Force	103-68	W
J 21	San Diego State	76-64	W
J 23	Hawaii (OT)	84-80	W
J 28	at Colorado State	70-63	W
J 30	at Wyoming	77-64	W
F 4	Colorado State	81-57	W
F 6	Wyoming	75-62	W
F 11	at Hawaii	62-56	W
F 13	at San Diego State	80-73	W
F 18	Fresno State	90-74	W
F 20	Air Force	98-80	W
F 25	Sacramento State	128-78	W
F 27	at Utah	83-89	L
M 4	at UTEP	84-63	W
M 6	at New Mexico	76-79	L
M 11	vs. Hawaii**	85-71	W
M 12	vs. New Mexico**	59-68	L
M 18	vs. SMU#	80-71	W
M 20	vs. Kansas#	76-90	L

Coach: Roger Reid
Record: 25-9

WAC Champion-
tie
* Cougar Classic
^ Maui Invitational (Hawaii)
+ Far West Classic (Portland, Oregon)
** WAC Tournament (SLC)
NCAA (Chicago)

1993-94

BYU gets back to the WAC Tournament Championship game for the third time in four years. The Cougars came up short against Hawaii in the title game, but did earn a berth in the NIT Tournament. The Cougars beat Arizona State in its first round game 74-67 but lost to Fresno State by two points in the second round. The team finished the season with a 22-10 record overall and 12-6 in the WAC, and came within a basket of tying for the regular season conference title. Only two of BYU's losses were to teams that did not appear in post season play. Russell Larson led the team in scoring and rebounding at just under 20 points a game and nine rebounds. Ken Roberts earned All-WAC honors giving Coach Reid 13 All-WAC players in his six seasons.

DATE	OPPONENT	SCORE	W/L
N 27	at Arizona State	95-106	L
D 3	vs. S. Carolina*	72-68	W
D 4	vs. N. Carolina*	65-97	L
D 10	Nicholls State ^	111-96	W
D 11	Oklahoma Baptist ^	78-76	W
D 14	Utah State	78-65	W
D 17	Texas Tech	84-74	W
D 21	Weber State	92-79	W
D 28	W. Washington	106-74	W
J 3	at New Mexico	68-74	L
J 5	at UTEP	67-59	W
J 8	at Utah	64-62	W
J 13	Fresno State	73-65	W
J 15	Air Force	87-73	W
J 20	at San Diego St. (OT)	83-82	W
J 22	at Hawaii	66-69	L
J 27	Wyoming	82-66	W
J 29	Colorado State	79-66	W
F 3	at Wyoming	65-79	L
F 5	at Colorado St.(OT)	72-70	W
F 10	San Diego State	101-87	W
F 12	Hawaii	85-79	W
F 17	at Air Force	94-82	W
F 19	at Fresno State	68-73	L
F 26	Utah	73-70	W
M 3	New Mexico (OT)	82-84	L
M 5	UTEP	61-62	L
M 10	vs. Utah+	96-65	W
M 11	vs. Fresno State+	87-72	W
M 12	vs. Hawaii+	66-73	L
M 17	Arizona State#	74-67	W
M 22	at Fresno State#	66-68	L

Coach: Roger Reid
Record: 22-10
* Tournament of Champions (Charlotte)
^ Cougar Classic
+ WAC Tournament (SLC)
** NIT

1994-95

Coach Roger Reid earned his sixth straight 20-plus win season (22-10, 13-5) and the Cougars played in their sixth straight post-season tournament in 10 years. The Cougars began the season at the Great Alaska Shootout in Anchorage and upset Oklahoma State 69-59 in its first game. The Cowboys advanced to the NCAA Final Four at season's end. The Cougars also won the Cougar Classic and the Cable Car Classic tournaments. Three Cougars averaged in double digits, led by senior Russell Larson with 19.9 points per game. Larson was named second team Academic All-

American. Forward Ken Roberts and Robbie Reid averaged 12.8 and 10.1 ppg respectively. Randy Reid was tops in the WAC in free throw percentage (.851). As a team BYU led the nation in FT% (.773). The Cougars were undefeated at home and won 55 of 59 games in Provo.

DATE	OPPONENT	SCORE	W/L
N 23	vs. Oklahoma St.*	69-59	W
N 25	vs. Louisville*	75-60	W
N 26	vs. Minnesota*	74-79	L
D 1	at Utah State	59-83	L
D 3	Nevada-Reno	96-80	W
D 6	Mississippi (OT)	74-68	W
D 9	Southern Utah ^	82-67	W
D 10	Northwestern St. ^	80-53	W
D 17	NE Louisiana	87-69	W
D 21	at Weber State	74-86	L
D 29	at San Jose State+	74-61	W
D 30	vs. Santa Clara+	76-55	W
J 3	Utah	64-57	W
J 7	at Air Force	89-68	W
J 9	at Fresno State	69-61	W
J 12	San Diego State	66-57	W
J 14	Hawaii	74-67	W
J 19	at Colorado State	72-80	L
J 21	at Wyoming	58-52	W
J 26	UTEP (OT)	95-89	W
J 28	New Mexico	81-63	W
F 2	at UTEP (OT)	85-88	L
F 4	at New Mexico	74-72	W
F 9	Colorado State	76-68	W
F 11	Wyoming	78-72	W
F 16	at Hawaii	70-73	L
F 18	at San Diego St.	52-58	L
F 23	Fresno State	81-59	W
F 25	Air Force	79-72	W
M 4	at Utah	79-87	L
M 9	vs. Colorado St.**	73-75	L
M 16	vs. Tulane#	70-76	L

Coach: Roger Reid
Record: 22-10
* Great Alaska Shootout
^ Cougar Classic
+ Cable Car Classic (San Jose)
** WAC Tournament (Albuquerque)
NCAA (Memphis)

1995-96

The 1995-96 basketball season saw the closing chapter of two prolific careers—Ken Roberts and Randy Reid. Roberts ended his career as the school's seventh leading scorer (1,652 points). Reid finished fourth all-time in assists and was named to the All-WAC Defensive Team. On the

season the Cougars finished 15-13 overall and fifth place in the WAC at 9-9. BYU received a pleasant surprise in its first game of the season. Bryon Ruffner, a transfer from Utah Valley State College, dropped 28 points on Boise State in a 15-point win. Ruffner finished second on the team in scoring averaging 18.8 points per game. Roberts led the team with 19.3 ppg. Reid was third at 11.2 ppg. BYU won the Cougar Classic for the fifth year in a row. The Cougar's high-powered offense ranked 16th in the nation in scoring and attracted the largest attendance in the Western Athletic Conference. BYU averaged 17,961 fans per home game including a 22,849 sellout on March 2 against Utah.

DATE	OPPONENT	SCORE	W/L
N 25	Boise State	86-71	W
N 28	at Nevada-Reno	77-79	L
D 2	at Mississippi St.	74-79	L
D 5	Utah State	76-52	W
D 8	UC-Northridge*	99-74	W
D 9	Louisiana Tech*	74-64	W
D 12	Weber State	91-86	W
D 22	at Texas Tech	71-81	L
D 28	Morgan State	110-69	W
J 2	at Utah	77-83	L
J 8	Air Force	68-64	W
J 10	Fresno State	97-84	W
J 13	at San Diego State	76-83	L
J 15	at Hawaii	78-77	W
J 18	Wyoming	84-75	W
J 20	Colorado State	76-78	L
J 25	at New Mexico	77-83	L
J 27	at UTEP	90-82	W
F 1	New Mexico	81-83	L
F 3	UTEP	82-71	W
F 8	at Colorado St.	76-81	L
F 10	at Wyoming	81-71	W
F 15	San Diego State	81-68	W
F 17	Hawaii	89-94	L
F 22	at Air Force	80-66	W
F 24	at Fresno State	83-95	L
M 2	Utah	85-96	L
M 7	vs. Colorado St.+	84-100	L

Coach: Roger Reid
Record: 15-13
* Cougar Classic
+ WAC Tournament (Albuquerque)

1996-97

Utah State was the lone victim during BYU's 1996-97 season. The Cougars defeated the Aggies in Provo 64-61 on December 10th in front of 20,114 fans. Sophomore Lance Archibald scored



ROGER REID

Years: 1989-1996
Record: 152-77 (.664)

Reid achieved six 20-win seasons while at BYU compiling a 152-77 record, which is the highest winning percentage ever for a BYU coach. He took the Cougars to six post season tournaments, five NCAA and one NIT. His teams won three WAC titles and two WAC Tournaments. Reid was WAC Coach of the Year and District Coach of the

Year during his first year as head coach in 1989-90. He was an assistant coach for 11 years before taking over the team in 1989. Reid went on to serve as an assistant coach with the Phoenix Suns.

<ALL-TIME SEASON RESULTS>

24 points to lead BYU in the win. On the season, the Cougars finished 1-25 overall and 0-16 in the conference. Jeff Campbell's 15.3 points per game average was the team high followed by Justin Weidauer's 8.7 ppg, and freshman Eric Nielsen's 7.8. Head Coach Roger Reid coached the team through seven games and was let go before the Cougars' eighth game against Georgia. Assistant Coach Tony Ingle finished the season at the helm for BYU.

DATE	OPPONENT	SCORE	W/L
N 22	Cal St.-Fullerton	67-75	L
N 26	at Washington	44-95	L
N 30	Pacific	58-80	L
D 4	at Weber State	80-97	L
D 10	Utah State	64-61	W
D 13	Boise State*	58-65	L
D 14	Houston*	69-89	L
D 21	at Georgia	65-84	L
D 27	at Penn State	53-75	L
D 31	San Diego St. (OT)	86-89	L
J 4	at Wyoming	61-89	L
J 11	Utah	51-61	L
J 16	at TCU	61-101	L
J 18	at SMU	50-75	L
J 23	Rice	59-62	L
J 25	Tulsa	56-72	L
F 1	at UTEP	49-75	L
F 3	at New Mexico	32-74	L
F 6	at Utah	49-85	L
F 8	Wyoming	60-72	L
F 13	TCU	80-92	L
F 15	Southern Methodist	62-74	L
F 20	at Tulsa	65-80	L
F 22	at Rice	44-68	L
F 27	New Mexico	49-90	L
M 1	UTEP	76-81	L

Coach: Roger Reid/Tony Ingle

Record: 1-25

* Cougar Classic

1997-98

Upsetting 15th-ranked New Mexico in "The Pit," winning the Cougar Classic and making the WAC post-season tournament in Las Vegas are some of the accomplishments of Steve Cleveland's 1997-98 team. The Cougars finished 9-21 overall and 4-10 in the WAC, good enough for sixth place in the Mountain Division. Senior Justin Weidauer and newcomers Ron Selleaze and Mekell Wesley were the big three for the Cougars. Behind Weidauer's career-high 22 points the Cougars upset New

Mexico in Albuquerque snapping the nation's second-longest home winning streak at 41 games. On the same trip the Cougars beat UTEP in El Paso completing the road sweep of those teams for the first time since the 1990-91 season. Selleaze joined the team in mid-December and still managed to lead team in scoring averaging 16.8 points per game. He was selected second team All-WAC and Mountain Division Newcomer of the Year. Wesley was named to the All-Mountain Newcomer Team and was voted MVP of the Cougar Classic, which the Cougars won beating Weber State and Pepperdine. The Cougars set a new school record for three point attempts at 638.

DATE	OPPONENT	SCORE	W/L
N 14	at San Diego St.	73-59	W
N 19	Washington State	49-78	L
N 21	Oregon	67-74	L
N 29	at Utah State	69-72	L
D 2	Penn State	50-80	L
D 6	at Boise State	67-83	L
D 9	Washington	68-83	L
D 12	Weber State*	83-70	W
D 13	Pepperdine*	53-52	W
D 22	at California	64-68	L
D 27	at Hawaii	53-73	L
D 28	vs. Virginia	54-72	L
D 29	vs. Ohio State	72-65	W
J 5	at Tulsa	57-53	W
J 10	Utah	61-71	L
J 17	Wyoming	60-41	W
J 22	Colorado State	44-55	L
J 22	at UNLV	63-76	L
J 24	at Air Force	61-80	L
J 29	New Mexico	54-72	L
J 31	UTEP	59-68	L
F 5	at Utah	68-83	L
F 7	Tulsa	59-65	L
F 12	at Colorado State	74-83	L
F 14	at Wyoming	54-77	L
F 19	Air Force	79-60	W
F 21	UNLV	76-84	L
F 26	at New Mexico	83-62	W
F 28	at UTEP (3OT)	76-75	W
M 3	vs. Tulsa	56-59	L

Coach: Steve Cleveland

Record: 9-21

* Cougar Classic

+ WAC Tournament (Las Vegas)

1998-99

BYU continued to improve from last season posting a 12-16 record and was the first Cougar team to win a WAC Tournament contest since 1994. The tournament upset over heavily favored TCU 90-74 was the highlight of the season. The Cougars entertained the toughest schedule in the WAC that featured four Pac-10 teams and 13 games against schools that earned post-season tournament berths. Other non-conference games included NCAA No. 1 seed Auburn, No. 10 ranked Arizona, NIT Champion California, and NIT semifinalist Oregon. The Cougars were led by freshman Mark Bigelow and forward Silester Rivers. Bigelow led the Cougars in scoring averaging 15 points per game, including a 33-point performance in front of his home-state fans at Washington State. The total was the second highest for a freshman behind Danny Ainge's 36 point game. Bigelow was named WAC Freshman of the Year, WAC Newcomer Team and All-WAC Second Team honors. He also led the team in rebounding (6.7 rpg) and steals (1.4). Other highlights include a second straight Cougar Classic title and Mekell Wesley's game-winning three-point shot, well beyond the arc, to beat Hawaii—capping a double-digit comeback.

DATE	OPPONENT	SCORE	W/L
N 13	Wofford	73-67	W
N 19	at Weber State	80-83	L
N 23	at Auburn	43-62	L
N 28	Arizona (OT)	74-78	L
D 1	Denver	89-71	W
D 5	at Oregon	62-93	L
D 8	at Washington St.	69-70	L
D 11	Louisiana Tech*	76-68	W
D 12	CS-Northridge*	84-78	W
D 19	California	70-71	L
D 22	at UC-Irvine	75-82	L
J 2	Utah State	61-59	W
J 9	at Utah	54-75	L
J 14	at San Diego State	83-76	W
J 16	at Hawaii	60-59	W
J 21	San Jose State	75-44	W
J 23	Fresno State	75-79	L
J 28	at UTEP	72-87	L
J 20	at New Mexico	68-78	L
F 6	Utah	46-71	L
F 11	Hawaii	81-68	W
F 13	San Diego State	93-76	W
F 18	at Fresno State	71-80	L
F 20	at San Jose St. (OT)	74-76	L
F 25	New Mexico	64-85	L

F 27	Texas-El Paso	85-64	W
M 2	vs. TCU+	90-74	W
M 4	vs. Utah+	62-81	L

Coach: Steve Cleveland

Record: 12-16

* Cougar Classic

+ WAC Tournament (Las Vegas)

1999-2000

In just his third season Head Coach Steve Cleveland brought the magic back to BYU basketball. Cleveland led the Cougars to a 22-11 overall record and a National Invitation Quarterfinal finish, including an appearance in the inaugural Mountain West Tournament Championship game in Las Vegas. It was the most wins recorded by BYU since the 1994-1995 season. Not only was it BYU's first 20-win season in five years but those wins came against the toughest schedule of any MWC team. BYU played 10 schools that qualified for the postseason and went 9-7 overall in those games. Power forward Mekell Wesley and junior college transfer Terrell Lyday led the Cougars. Wesley finished the year averaging 16.8 points per game and led the Cougars with 5.8 rebounds per game while earning second-team All-MWC honors. Lyday led the conference in steals and led the Cougars in scoring averaging 17.1 points per game. He was named MWC Newcomer of the Year. The renewed magic was not unnoticed. The Cougars landed a top-20 recruiting class including the best in-state players as well as top LDS players in the country.

DATE	OPPONENT	SCORE	W/L
N 20	Cal St.-Riverside	91-62	W
N 24	Southern Utah	92-66	W
D 1	at Arizona	62-86	L
D 4	at Denver	81-58	W
D 7	Arizona State	78-67	W
D 10	Texas Southern*	76-61	W
D 11	Weber State*	66-53	W
D 18	S. Carolina State	76-43	W
D 21	at South Alabama	63-64	L
D 23	at Fla. Int. (OT)	83-75	W
D 29	at CS-Santa Barb.	57-48	W
J 5	UC-Irvine	77-66	W
J 8	at Utah State	82-73	W
J 10	at UNLV	77-75	W
J 15	Utah	49-56	L
J 20	Wyoming	87-78	W
J 22	Colorado State	68-47	W
J 27	at Air Force	55-60	L
J 29	at New Mexico	69-78	L
F 3	at San Diego State	72-50	W
F 12	at Utah	62-77	L
F 17	New Mexico	74-78	L
F 19	UNLV	83-82	W
F 24	at Colorado State	54-68	L
F 26	at Wyoming	70-85	L
M 2	Air Force	73-52	W
M 4	San Diego State	67-50	W
M 9	vs. New Mexico ^	55-43	W
M 10	vs. Utah ^	58-54	W
M 11	at UNLV ^	56-79	L
M 15	Bowling Green+	81-54	W
M 20	So. Illinois+	82-57	W
M 22	at Notre Dame+	52-64	L

Coach: Steve Cleveland

Record: 22-11

* Cougar Classic

^ MWC Tournament (Las Vegas)

+ NIT

2000-2001

BYU finished 24-9 and earned its first conference tournament title since 1992, its first regular season



STEVE CLEVELAND

Years: 1997-present

Record: 108-78 (.581)

Cleveland enters his seventh year at BYU in 2003-04. Having rebuilt a BYU basketball program that had a 1-25 record prior to his arrival, Cleveland achieved a conference title in his fourth season and has guided BYU to four consecutive postseason tournaments. Coming off his second conference championship in 2003, Cleveland was named the MWC Coach of the Year as his team finished 23-9 and earned its second NCAA Tournament berth in the past three years. In 2000-01, BYU finished 24-9 while earning its first conference tournament title since 1992, its first regular season championship since 1993 and its first NCAA bid since 1995. He also guided the 1999-2000 Cougars to 22-11 record and the quarterfinals of the NIT. In 2001-02, Cleveland's team upset No. 13 Stanford and advanced to the second round of the NIT with an 18-12 record.



The Cougar bench erupts after Trent Whiting grabs a rebound to seal a victory over New Mexico in the 2001 MWC Championship game.

championship since 1993, and its first NCAA bid since 1995. The Cougars went 10-4 in Mountain West Conference play to earn a three-way share of the title with Utah and Wyoming. BYU won the MWC tournament and earned an automatic bid the NCAA Tournament with wins over Air Force, Wyoming and New Mexico at the Thomas & Mack Center in Las Vegas. BYU, the 12th seed, lost its first-round NCAA game at Cox Arena in San Diego to No. 5-seed Cincinnati. Mekell Wesley was the MWC Player of the Year and guards Terrell Lyday and Trent Whiting were named to the MWC First and Second Team respectively. As a team, BYU led the nation in free throw shooting (.780) and had the nation's best single-game field goal percentage, making 70.8 percent vs. Elon College.

DATE	OPPONENT	SCORE	W/L
N 21	Elon College	100-63	W
N 25	UC Santa Barbara	67-53	W
N 30	at San Francisco	70-80	L
D 2	at Arizona State	52-80	L
D 7	Florida Intl.	78-50	W
D 9	vs. Rice	59-49	W
D 14	Southern Utah	58-52	W
D 16	Utah State	69-67	W
D 21	vs. Boise State	83-67	W
D 22	vs. Iowa St.	71-77	L
D 23	vs. USC	67-70	L
D 28	at Weber State	84-75	W
D 30	South Alabama	64-42	W
J 2	Idaho	75-47	W
J 6	Texas A&M Corpus C.	84-68	W
J 13	San Diego State	79-50	W
J 15	UNLV	91-63	W
J 20	at Colorado State	55-60	L
J 22	at Wyoming	78-85	L
J 29	Utah	69-61	W
F 1	Air Force	62-45	W
F 3	New Mexico	65-49	W
F 10	at UNLV	56-68	L
F 12	at San Diego State	69-66	W
F 15	Wyoming	79-63	W
F 17	Colorado State	68-51	W
F 24	at Utah	75-82	L
M 1	New Mexico	72-67	W
M 3	Air Force	51-50	W
M 8	vs. Air Force ^	69-54	W
M 9	vs. Wyoming ^	77-66	W
M 10	vs. New Mexico ^	69-65	W
M 15	* vs. Cincinnati+	59-84	L

Coach: Steve Cleveland
Record: 24-9

* Yahoo Sports Invitational (Laie, HI)
^ MWC Tournament (Las Vegas)
+ NCAA Tournament

2001-2002

The Cougars earned their third consecutive postseason appearance and their second NIT berth in the past three seasons going 18-12 overall and tying for 4th at 7-7 in MWC play. The Cougars were spotless at home again for the second year in a row, posting a perfect 16-0 record. Even though the Cougars managed only two victories away from home one of the two came against national powerhouse and 13th ranked Stanford at the Thomas & Mack Center during the Las Vegas Showdown on December 22. Junior guard Travis Hansen led the team in scoring (15.6) and rebounding (6.3), and totaled a 30-point, 17-rebound effort at Pepperdine. His 17 boards is the most ever by a BYU guard. Hansen was named Second Team All-MWC at season's end. Freshman Jared Jensen earned MWC Co-Freshman of the Year honors joining Jason Straight of Wyoming. Matt Montague averaged 7.2 assists per game to finish sixth nationally. He also set the single-season assists mark with 217 and became the all-time assists leader at BYU passing up Danny Ainge. Montague finished his career with 570 total assists. BYU beat UC Irvine in the first round of the NIT Tournament in Provo but fell short in the second round to eventual NIT Champions Memphis Tigers in Memphis. BYU finished the season with the nation's longest homecourt winning streak at 36 games.

DATE	OPPONENT	SCORE	W/L
N 17	at Univ. of San Diego	70-59	W
N 24	Arizona State	82-70	W
N 28	at UC Santa Barbara	58-68	L
D 1	at Utah State	(OT) 81-90	L
D 5	Weber State	65-47	W
D 8	Creighton	61-52	W
D 12	Fort Lewis	101-53	W
D 15	Idaho	70-48	W
D 22	vs. No. 13 Stanford*	81-76	W
D 27	CS Northridge	84-70	W
D 29	Southern Utah	79-58	W
J 2	San Francisco	65-51	W
J 5	at Pepperdine	(OT) 79-82	L
J 12	San Diego State	75-64	W
J 15	UNLV	60-47	W
J 19	at New Mexico	58-73	L
J 21	at Air Force	64-74	L

J 28	at Utah	66-71	L
F 2	Wyoming	85-70	W
F 4	Colorado State	57-72	W
F 9	at UNLV	70-73	L
F 11	at San Diego State	73-77	L
F 16	New Mexico	68-62	W
F 18	Air Force	67-51	W
F 23	Utah	63-61	W
F 28	at Wyoming	60-76	L
M 2	at Colorado State (OT)	75-79	L
M 7	vs. San Diego State ^	51-62	L
M 14	UC Irvine +	78-55	W
M 20	at Memphis +	69-80	L

Coach: Steve Cleveland
Record: 18-12
* Las Vegas Showdown
^ MWC Tournament (Las Vegas)
+ NIT


2002-2003

BYU claimed a share of the Mountain West Conference regular season title and an NCAA bid for the second time in the last three years. Playing among the nation's toughest schedules, including 11 different conferences on its non-league slate, the Cougars finished the year 23-9 overall and earned its 26th conference title going 11-3 in MWC games along with Utah. Unfortunately, BYU had its worst shooting game while losing a close game to No. 5-seed Connecticut at the NCAA Tournament in Spokane, Wash. BYU swept the Front Range trip to Wyoming and CSU for the first time since 1993. BYU Coach Steve Cleveland was named the MWC Coach of the Year and senior guard Travis Hansen was one of two consensus first-team All-MWC players and the MWC's Co-Defensive Player of the Year. The Cougars had the MWC's top defense and also won the preseason Paradise Jam title in St. Thomas, U.S. Virgin Islands. Hansen led the team in scoring (16.8) and blocks (20) and was second in assists (2.4) and rebounds (4.8). Mark Bigelow, a third-team All-MWC selection, was second in scoring (13.9), third in rebounding (3.7) and the team's top three-point shooter (63). Rafael Araujo, a third-team All-MWC pick, was the third-leading scorer (12.0) and top rebounder (8.9). Sophomore forward Jared Jensen, who received All-MWC honorable mention, added 7.5 points and 3.3 rebounds while JC transfer Kevin Woodberry averaged 6.3 points and 2.5 assists. BYU's 22,702 attendance vs. CSU in its last home game was the largest crowd since 1992 and the 21st largest crowd in school history. BYU had the nation's No. 1 average season increase in attendance to average 14,468 and rank 17th nationally for the year. BYU finished the season 13-1 at home.

N 22	vs. Toledo*	71-56	W
N 23	vs. Kansas State*	73-64	W

N 25	vs. St. Bonaventure*	66-57	W
N 30	Rice	95-56	W
D 4	at Arizona State	64-60	W
D 7	at Creighton	64-74	L
D 11	San Diego	64-49	W
D 14	Utah State	66-56	W
D 21	UC Santa Barbara	69-56	W
D 23	at Univ. San Francisco	72-84	L
D 28	Southern Utah	93-60	W
J 2	Pepperdine	84-68	W
J 4	vs. Oklahoma State#	65-78	L
J 8	at Weber State	69-75	L
J 11	Idaho State	77-58	W
J 16	UNLV	85-77	W
J 20	at San Diego State	80-69	W
J 25	Utah	75-79	L
F 1	New Mexico	80-64	W
F 3	Air Force	65-33	W
F 8	at Wyoming	74-66	W
F 10	at Colorado State	77-68	W
F 14	at UNLV	54-61	L
F 17	San Diego State	66-64	W
F 24	at Utah	64-71	L
M 1	at Air Force	56-43	W
M 3	at New Mexico	91-81	W
M 6	Wyoming	69-50	W
M 8	Colorado State	67-55	W
M 13	vs. New Mexico ^	71-56	W
M 14	vs. Colorado State ^ (OT)	80-86	L
M 20	vs. Connecticut+	53-58	L

Coach: Steve Cleveland
Record: 23-9
* Paradise Jam Tournament (Virgin Islands)
All-College Classic (Oklahoma City)
^ MWC Tournament (Las Vegas)
+ NCAA Tournament (Spokane, Wash.)




Travis Hansen helped lead BYU to MWC Championships in two out of his three years as a Cougar. (2001 and 2003)

CUMULATIVE MARRIOTT CENTER COACHING RECORDS

1971-72	Stan Watts	12-0	1.000
1972-75	Glen Potter	26-13	.641
1975-83	Frank Arnold	81-28	.743
1983-89	Ladell Andersen	71-21	.783
1989-96	Roger Reid	92-18	.821
1996-97	Tony Ingle	0-9	.000
1997-03	Steve Cleveland	71-18	.798
1971-2003	COMBINED	353-107	.767

DANNY AINGE

1981 NCAA Player of the Year



Known for his feisty, hard-nosed playing style, Danny Ainge has become one of the most famous athletes to graduate from BYU.

During his four-year career as a Cougar, Ainge was a Consensus All-American, a two-time First Team Academic All-American, the WAC Player of the Year and a four-time All-WAC selection. He set an NCAA record with 112 consecutive games scoring in double digits and broke the BYU and WAC all-time scoring records with 2,467 points.

As a senior in 1981, Ainge led BYU to the 1981 Eastern Regionals. He concluded his senior season by winning the Eastman Award as well as the John Wooden Award — given annually to the top collegiate basketball player in the nation.


Ainge beat out Isiah Thomas (Indiana), Sam Bowie (Kentucky), Mark Aguirre (DePaul) Ralph Sampson (Virginia) and Steve Johnson (Oregon State) to win the Wooden Award. In doing so, he became the fifth winner of the award, joining Marques Johnson, Larry Bird, Phil Ford and Darrell Griffith.

As a two-sport star, Ainge was drafted by both the Toronto Blue Jays for baseball and the Boston Celtics (31st pick) for basketball. After playing four seasons with the Blue Jays, he chose to pursue an NBA career. Ainge was a member of the Celtics' 1984 and 1986 Championship teams, and played in six NBA finals with three different teams (Boston, Portland and Phoenix). He also played for the Sacramento Kings. He became only the third player in NBA history to make 1,000 three-point field goals, finishing his 14-year career with 1,002.

Ainge played in 193 NBA playoff games, second all-time to Kareem Abdul-Jabbar who played in 237, and ahead of Magic Johnson, Robert Parrish, John Havlicek and Bill Russell to name a few.

After retiring in 1995, Ainge was an NBA basketball television analyst for Turner Broadcasting for one year before the Phoenix Suns brought him back to the organization as an assistant head coach. Just eight games into the season, he was promoted to Head Coach and guided his club to a 40-34 record after the team started the season 0-8. He spent the next two-plus seasons as Head Coach of the Suns and compiled a 136-90 (.602) record before stepping down on December 13, 1999. He then returned for three more seasons with Turner Broadcasting before returning to the Boston Celtics in May 2003 as the Executive Director of Basketball Operations.

He is a member of the BYU Varsity Club. His son Austin is a freshman on the 2003-04 BYU basketball team. Ainge was inducted into the GTE Academic All-America Hall of Fame in May 2000.



DANNY AINGE COLLEGE HONORS

- Eastman Award (1981 Player of the Year NABC)
- John Wooden Award
- MVP NABC All-Star Game
- Naismith All-America First Team
- NBA Coaches All-America First Team
- NABC (Kodak-Coaches) All-America First Team
- Associated Press All-America First Team
- Basketball Writers Association All-America First Team
- United Press International All-America First Team
- The Sporting News All-America First Team
- Pizza Hut First Team
- District 7 Player of the Year
- Western Athletic Conference Player of the Year
- Four-time All-WAC selection
- Two-time Academic All-America Team

OTHER COLLEGE ACCOMPLISHMENTS

- Set NCAA record with 112 consecutive games scoring in double figures
- Finished in NCAA top-20 career points leaders
- Finished as WAC's career scoring leader
- WAC record-holder in seven other categories
- Set three BYU season scoring records and seven career marks
- His 40 points is the most scored by a BYU player in the Marriott Center

DANNY AINGE JERSEY RETIREMENT 2003

With a capacity crowd of 22,702 on hand, Danny Ainge was honored on March 8, 2003, by being the first-ever BYU basketball player to have his jersey retired in the 100-year history of the program. His No. 22 jersey will forever hang from the rafters of the Marriott Center.

"It's just a great honor," Ainge said. "BYU was the greatest time of my life. It's just great to be a part of BYU basketball. I don't know why mine is the first to go up. There were a lot of great players before me. Hopefully this is just the start."

BYU president Merrill J. Bateman said, "The standard has been set very high. We hope there will be more." Ainge's jersey, not his number, was retired, which means future players may still have the option to wear No. 22.

The ceremony, which took place during the half-time of BYU's game against Colorado State, started with a video clip of Ainge's famous coast-to-coast, last-second basket to beat Notre Dame in the 1981 NCAA Tournament. Men's athletics director Val Hale shared some of Ainge's accomplishments, which include being named college basketball player of the year in 1981, playing professional baseball with the Toronto Blue Jays, and winning two basketball championships with the Boston Celtics.

One of Ainge's former teammates, Scott Runia, said they used to call Ainge cl0Dt because he brought the team clout. They called him clutch because he made the play when it counted. They called him smooth because Danny won the heart of Michelle Toolson, Ainge's wife. But most importantly, they called him a friend.




DANNY AINGE CAREER STATS

YEAR	GP	GS	MIN	AVG	FG	FGA	PCT	FT	FTA	PCT	REB	AVG	PF	FO	A	AVG	TO	BLK	STL	AVG	PTS	AVG
1977-78	30	30	1140	38.0	243	473	.514	146	169	.864	173	5.8	113	9	158	5.3	104	6	60	2.0	632	21.1
1978-79	27	27	922	34.1	206	376	.548	86	112	.768	102	3.8	87	3	122	4.5	100	8	46	1.7	498	18.4
1979-80	29	29	984	33.9	229	430	.533	97	124	.782	114	3.9	91	4	132	4.6	72	3	43	1.5	555	19.1
1980-81	32	32	1212	37.9	309	596	.517	164	199	.824	152	4.8	102	3	127	4.0	103	4	46	1.4	782	24.4
Totals	118	118	4258	36.0	987	1875	.526	493	605	.815	541	4.6	393	19	539	4.6	379	21	195	1.7	2467	20.9


BYU'S ALL-AMERICANS

YEAR	PLAYER	POS.	HT.	RECOGNITION
1930-31	Elwood S. Romney			Helms (Consensus)
1947-48	Joe Nelson	F	6-3	Helms (2nd), GlobeTrotters Tour
1950-51	Mel Hutchins	C	6-5	Look Magazine (1st), UPI (3rd), Converse (1st), Helms (1st), Sporting News (1st)
1952-53	Joe Richey	F	6-1	Colliers (2nd), Look Magazine (1st)
1953-54	Dean Larsen	F	6-2	Helms (2nd)
1955-56	Terry Tebbs	G	5-9	UPI Little All-American (1st)
1955-56	Tom Steinke	G	5-10	UPI Little All-America (1st), Helms (2nd)
1964-65	John Fairchild	C	6-8	Helms, Look Magazine
1965-66	Dick Nemelka	G	6-0	Look Magazine (1st), Converse (1st)
1971-73	Kresimir Cosic	C	6-11	UPI, Converse (1st), Helms (1st), Citizen Saving Athletes Foundation
1977-81	Danny Ainge	G	6-5	UPI (1st), AP (1st), Basketball Coaches (1st), Wooden Award, Eastman Award
1982-84	Devin Durrant	F	6-7	Academic All-America (1st), AP (2nd), UPI (3rd), Honorable Mention (AP)
1986-87	Michael Smith	F	6-9	Academic All-America (1st)
1987-88	Michael Smith	F	6-10	Academic All-America (1st), UPI (2nd), AP (3rd)
1987-88	Jeff Chatman	F	6-6	Honorable Mention All-American (Sport. News)
1988-89	Michael Smith	F	6-10	Academic All-America (1st), Basketball Weekly (3rd), HM All-American (Sport. News)
1989-90	Andy Toolson	F	6-6	Academic All-America (1st)
1990-91	Shawn Bradley	C	7-6	Basketball Times Freshman (1st)
1991-92	Nate Call	G	6-0	AP Honorable Mention All-American
1992-93	Gary Trost	C	6-10	AP Honorable Mention All-American
1993-94	Randy Reid	G	6-2	Academic All-American (3rd)
1994-95	Russell Larson	F	6-11	Academic All-America (1st)
2000-2001	Mekeli Wesley	F	6-9	AP Honorable Mention All-American




MEKELI WESLEY


Mekeli Wesley was one of 11 seniors selected to the 2001 National Association of Basketball Coaches (NABC) College All-Star Team. Wesley is seen here taking on the Harlem Globetrotters.



MICHAEL SMITH



RUSSELL LARSON



SHAWN BRADLEY

ALL-CONFERENCE PERFORMERS

1930-31 (Rocky Mountain Conference)	
Elwood Romney, BYU, Fr.	1st
1931-32	
Elwood Romney, BYU, So.	1st
1932-33	
Floyd Millet, BYU, Fr.	1st
Jay Whitman, BYU, Fr.	1st
1933-34	
Floyd Millet, BYU, So.	1st
Jay Whitman, BYU, So.	1st
1936-37	
Earl Giles, BYU, Jr.	1st
1940-41 (Mountain States Conference)	
Duane Esplin, BYU, Fr.	1st
1942-43	
Brady Walker, BYU, Fr.	1st
1947-48	
Joe Nelson, BYU, So.	1st
Randy Clark, BYU, So.	1st
1948-49	
Joe Nelson, BYU, Jr.	1st
1950-51	
Roland Minson, BYU, Jr.	1st
Mel Hutchins, BYU, Sr.	1st
1952-53	
Joe Richey, BYU, Jr.	1st
Harold Christensen, BYU, Jr.	1st
1953-54	
Dean Larsen, BYU, Jr.	1st
1954-55	
Terry Tebbs, BYU, So.	1st
1955-56	
Terry Tebbs, BYU, Jr.	1st
1957-58	
John Nicoll, BYU, Fr.	1st
1960-61	
Gary Earnest, BYU, Jr.	1st
1962-63 (Western Athletic Conference)	
Bruce Burton, BYU, Sr.	1st
Gary Batchelor, BYU, Sr.	2nd
1963-64	
John Fairchild, BYU, Jr.	1st
1964-65	
John Fairchild, BYU, Sr.	1st
Dick Nemelka, BYU, Jr.	2nd
1965-66	
Dick Nemelka, BYU, Sr.	1st
Jeff Congdon, BYU, Sr.	2nd

Steve Kramer, BYU, Sr.	2nd
1966-67	
Kari Liimo, BYU, So.	1st
Craig Raymond, BYU, Sr.	2nd
Jim Jimas, BYU, Sr.	2nd
1967-68	
Jim Eakins, BYU, Sr.	1st
Kari Liimo, BYU, Jr.	2nd
Marty Lythgoe, BYU, Jr.	2nd
1968-69	
Paul Ruffner, BYU, Jr.	2nd
Marty Lythgoe, BYU, Sr.	2nd
Doug Howard, BYU, Jr.	2nd
1969-70	
Doug Howard, BYU, Sr.	2nd
1970-71	
Kresimir Cosic, BYU, So.	1st
1971-72	
Kresimir Cosic, Jr.	1st
Bernie Fryer, BYU, Sr.	1st
1972-73	
Kresimir Cosic, BYU, Sr.	1st
Doug Richards, BYU, Jr.	2nd
1973-74	
Doug Richards, BYU, Sr.	2nd
1975-76	
Jay Cheesman, BYU, Jr.	1st
1976-77	
Jay Cheesman, BYU, Sr.	2nd
1977-78	
Danny Ainge, BYU, Fr.	1st
1978-79	
Danny Ainge, BYU, So.	1st
Scott Runia, BYU, Jr.	2nd
Alan Taylor, BYU, Jr.	2nd
1979-80	
Danny Ainge, BYU, Jr.	1st
Alan Taylor, BYU, Sr.	1st
1980-81	
Danny Ainge, BYU, Sr.	1st
Fred Roberts, BYU, Jr.	1st
1981-82	
Fred Roberts, BYU, Sr.	1st
Steve Trumbo, BYU, Sr.	1st
1982-83	
Devin Durrant, BYU, Jr.	1st
Brett Applegate, BYU, Jr.	2nd
1983-84	
Devin Durrant, BYU, Sr.	1st
Brett Applegate, BYU, Sr.	1st

1984-85	
Timo Saarelainen, BYU, Sr.	1st
1985-86	
Jeff Chatman, BYU, So.	2nd
Bob Capener, BYU, Jr.	2nd
1986-87	
Michael Smith, BYU, So.	1st
1987-88	
Michael Smith, BYU, Jr.	1st
Jeff Chatman, BYU, Sr.	1st
1988-89	
Michael Smith, BYU, Sr.	1st
1989-90	
Marty Haws, BYU, Sr.	1st
Andy Toolson, BYU, Sr.	2nd
1990-91	
Steve Schreiner, BYU, Sr.	1st
Shawn Bradley, BYU, Fr.	2nd
1991-92	
Gary Trost, BYU, Jr.	1st
Nathan Call, BYU, Sr.	2nd
1992-93	
Gary Trost, BYU, Sr.	1st
1993-94	
Russell Larson, BYU, Jr.	1st
1994-95	
Russell Larson, BYU, Sr.	1st
Kenneth Roberts, BYU, Jr.	1st
1995-96	
Kenneth Roberts, BYU, Sr.	1st
1997-98	
Mountain Division	
Ron Selleaze, BYU, Jr.	2nd
1998-99	
Pacific Division	
Mark Bigelow, BYU, Fr.	2nd
1999-00 (Mountain West Conference)	
Mekeli Wesley, BYU, Jr.	2nd
2000-2001	
Mekeli Wesley, BYU, Sr.	1st
Terrell Lyday, BYU, Sr.	1st
Trent Whiting, BYU, Sr.	2nd
2001-2002	
Travis Hansen, BYU, Jr.	2nd
2002-2003	
Travis Hansen, BYU, Sr.	1st
Rafael Araujo, BYU, Jr.	3rd
Mark Bigelow, BYU, Jr.	3rd



*All-MWC Third Team
Mark Bigelow*

CONFERENCE AWARDS

CONFERENCE PLAYER OF THE YEAR

1980-81	Danny Ainge, Sr.
1982-83	Devin Durrant, Jr.
1984-85	Timo Saarelainen, Sr.
1987-88	Michael Smith, Jr.
2000-01	Mekeli Wesley, Sr.

DEFENSIVE PLAYER OF THE YEAR

2002-03	Travis Hansen, Sr.
---------	--------------------

ALL-DEFENSIVE TEAM

1994-95	Robbie Reid, So.
1995-96	Randy Reid, Sr.

ALL-NEWCOMER TEAM (END IN 2001)

1995-96	Bryon Ruffner, Jr.
1997-98	Ron Selleaze, Jr. +
1997-98	Mekeli Wesley, Fr.
1998-99	Mark Bigelow, Fr.
1999-00	Terrell Lyday, Jr. #
2000-01	Trent Whiting

HONORABLE MENTION ALL-MWC (START IN 2002)

2001-02	Mark Bigelow, Jr.
2001-02	Matt Montague, Sr.
2001-02	Eric Nielsen, Sr.
2002-03	Jared Jensen, So.

COACH OF THE YEAR

1989-90	Roger Reid
1991-92	Roger Reid
2002-03	Steve Cleveland

FRESHMAN OF THE YEAR

1990-91	Shawn Bradley
1991-92	Russell Larson
1998-99	Mark Bigelow
2001-02	Jared Jensen

MWC ALL-TOURNAMENT TEAM

1999-00	Terrell Lyday
2000-01	Terrell Lyday
2000-01	Mekeli Wesley

#MWC Newcomer of the Year
+WAC Newcomer of the Year

BYU'S CONFERENCE CHAMPIONS (26 TITLES)**1918-19**

The 1918-19 team won BYU's first Rocky Mountain Conference Western Division title. Despite a season shortened by an influenza epidemic, the Cougars came out on top to set the precedent for BYU Men's Basketball.

1921-22

BYU won its second title in the Western Division with a 3-1 Conference record, beating out rivals from the Univ. of Utah.

1923-24

A 7-1 Conference record gave the Cougars their third Western Division title. They met the Eastern Division winner, Colorado College, in the first playoff series in a decade. BYU won the series 2-1 and was crowned the undisputed Rocky Mountain Conference Champion.

1924-25

BYU repeated its championship run and once again won the Western Division title, finishing 6-2 in Conference and 11-6 overall. The title was the third in four years for the Cougars. BYU once again met Colorado College in the Conference Championship Series but was swept in Colorado Springs.

1931-32

Led by Sophomore Elwood Romney, a First Team All-Conference Selection, BYU tied with Utah for the West title and then defeated the Utes in a one-game playoff, earning the chance to meet Wyoming in the Conference Championship Series. Despite an 8-4 Conference finish, the Cougars were swept by the Cowboys.

1932-33

For the second straight season, the Western Division ended in a tie between BYU and Utah. After going 9-3 in Conference and 18-7 overall, The Cougars once again defeated the Utes and met Wyoming in the Championship Series. This time, BYU emerged victorious, winning 2-1 and thus winning the Conference Championship for the first time since 1924. The Cougars were led by Floyd Millet and Jay Whitman, both First Team All-Conference Selections.

1933-34

The Cougars finished the season 9-3 in Conference and 18-11 Overall to win the Western Division title for the third year in a row. BYU once again met Wyoming in the Championship, but were defeated 2 games to 1.

1942-43

After switching to the Skyline Conference in 1937, the 1942-43 Cougars won their first Skyline Conference Western Division title. A 7-1 Conference record earned the team the opportunity to play Wyoming in the Championship Series. However, despite the efforts of First Team All-Conference Selection Brady Walker, the Cougars lost to Wyoming in three straight games.

1947-48

As the Conference consolidated into one Division, the Cougars finished 8-2 and took first place. Joe Nelson and Randy Clark were both named First Team All-Conference players. Nelson led the Skyline Conference in scoring, racking up 203 points in Conference play and averaging 20.3 points per game.

1949-50

After winning the Conference pre-season trophy, the Cougars finished 14-6 in Conference and had their first 20-win season, going 22-12. BYU was led by a talented trio consisting of Joe Nelson, Roland Minson, and Mel Hutchins, each averaging over 10 points per game. All three players earned NCAA honors at season's end.

1950-51

The Cougars repeated as Skyline Conference Champions and won their third title in four years with a 15-5 record in Conference and an amazing 26-10 record overall. Once again led by Roland Minson and Mel Hutchins, the Cougars were ranked as high as third nationally and went on to win the NIT. They also set a then school record with a 91-point offensive showcase against Denver.

1956-57

The Cougars won their last Skyline Conference Championship in this season, finishing 11-3 in Conference and 19-9 overall. Led by Tom Steinke and John Benson, who each averaged almost 20 points per game, BYU went on to finish third in the NCAA West Regionals.

1964-65

The 1964-65 team won the first WAC championship for BYU and first conference title since 1957. The team finished the season with a 21-7 mark and were ranked sixth nationally in the final wire service poll of the season. BYU finished second to Miami (Fla.) in scoring offense. John Fairchild was named WAC Player of the Year and led the team with 21.5 points a game.

1966-67

The Cougars surprised many by winning a share of the WAC title and finishing 14-10. There were no real standouts on the team as eight players won game high honors during the season. BYU remained undefeated for the second straight year at home.

1968-69

BYU finished the season at 17-12 and had been picked in the preseason polls to finish third or lower. They won a first round berth in the NCAA tournament but lost to New Mexico State. Remarkably, six players ended the season with scoring averages in double figures.

1970-71

The 1970-71 team was picked to finish sixth in the WAC preseason polls. The Cougars finished 18-11 to grab the WAC title. They lost to the eventual NCAA champion UCLA in the NCAA Regionals. The team was led by Bernie Fryar, who averaged 19.2 points and Steve Kelly who scored 17.9 points per game.

1971-72

The 1971-72 season was Coach Stan Watts final year and one of the most exciting in Cougar history. The team finished with a 21-5 record and made it to the NCAA tournament. The year was the first that games were played in the Marriott Center. Kresimir Cosic was the teams leading scorer, averaging 22.3 points per game.

1978-79

One of the most exiting aspects of the 1978-79 season was the expectations that Cougar success would carry over into the next year. The Cougars were 20-8 and were led by

Danny Ainge with 18.4 points per game. Ainge moved into the top 10 in BYU scoring history after just two seasons. The Cougars made it to the first round of the NCAA playoffs.

1979-80

A record of 24-5 was the best yet for a BYU team. The Cougars had been ranked as high as sixth by sports writers. All the starters from the previous year returned to help defend the WAC title. Danny Ainge once again led the team with 19.1 points per game, and moved into first place on the BYU all-time scoring list. The team had four future NBA players; Ainge, Devin Durrant, Fred Roberts, and Greg Kite.

1982-83

Although the 1982-83 team finished in a three way tie for the WAC championship, it was the first time in the previous five years that the Cougars did not advance to post season play. The team's record was 15-14. Devin Durrant led BYU in scoring with 22.8 points per game. Greg Kite led the team in rebounding with 8.8 per game.

1987-88

In the 70-year history of BYU basketball, only the 1950-51 team had more victories than the 1987-88 team, and no team had a better winning percentage. The Cougars finished 26-6 in season play winning 17 games in a row to start the year, a BYU basketball record. The team was led by All-American Michael Smith who averaged 21.2 points and 7.8 rebounds per game.

1989-90

The Cougars went 21-9 and exceeded all expectations by winning the WAC title. The team was projected to finish sixth. They went on to lose a heart-breaker in the NCAA East Regional to Clemson 49-47. It was Roger Reid's first year as head coach. Marty Haws led the team in scoring with 18.5 points and 4.1 assists per game. Andy Toolson averaged 18.3 points per game.

1990-91

With a 21-13 record, BYU finished in second place during the regular season in the WAC but went on to win the WAC Tournament and then advanced to the second round of the NCAA tournament. Freshman Shawn Bradley led the nation in blocked shots with 177 and averaged 14.8 points a game. Steve Schreiner scored 14.2 points per game.

1991-92

Few thought at the beginning of the season that BYU would finish the season 25-7 and win the WAC. The Cougars went on to defeat UTEP in dramatic fashion at the WAC Tournament thanks to a 54-foot buzzer-beater by Kevin Nixon. The Cougars ran into Shaq and LSU in the first round of the NCAA Tournament to end the season. Gary Trost led the team in scoring with 14.2 points per game.

1992-93


The Cougars posted a 25-9 record, including 15-1 in the WAC, which tied the conference record for most wins. Nick Sanderson set a school record in three-point attempts for a season with 209. Russell Larson set a new school record in field goal percentage at .631. Gary Trost led the team in scoring for the second straight year with 15.2 points per game. BYU lost to Kansas in the second round of the NCAA Tournament.

2000-01

BYU finished 24-9 while earning its first conference tournament title since 1992, its first regular season championship since 1993 and its first NCAA bid since 1995. The Cougars went 10-4 in Mountain West Conference play to earn a three-way share of the title with Utah and Wyoming. BYU won the MWC Tournament and earned the automatic bid to the NCAA Tournament with wins over Air Force, Wyoming and New Mexico at the Thomas & Mack Center in Las Vegas. BYU, the 12th seed, lost its first round NCAA game at Cox Arena in San Diego to No. 5-seed Cincinnati. Mekeli Wesley was the MWC Player of the Year and guards Terrell Lyday and Trent Whiting were named to the MWC First and Second Team, respectively. As a team, BYU led the nation in free throw shooting (.780) and had the nation's best single-game field goal percentage, making 70.8 percent vs. Elon College.

2002-03

BYU claimed a share of the Mountain West Conference regular season title and an NCAA bid for the second time in the last three years. Playing among the nation's toughest schedules, including 11 different conferences on its non-league slate, the Cougars finished the year 23-9 overall and earned its 26th conference title going 11-3 in MWC games along with Utah. BYU Coach Steve Cleveland was named the MWC Coach of the Year and senior guard Travis Hansen was one of two consensus first-team All-MWC players and the MWC's Co-Defensive Player of the Year. The Cougars had the MWC's top defense and also won the preseason Paradise Jam title in St. Thomas, U.S. Virgin Islands. Hansen led the team in scoring (16.8) and blocks (20) and was second in assists (2.4) and rebounds (4.8). BYU's 22,702 attendance vs. CSU in its last home game was the largest crowd since 1992 and the 21st largest crowd in school history. BYU had the nation's No. 1 average season increase in attendance to average 14,468 and rank 17th nationally for the year. BYU finished the season 13-1 at home.



Mekeli Wesley and Terrell Lyday were a big reason the 2000-01 Cougars won both the MWC regular season and tournament championships.

ALL-TIME BYU CONFERENCE CHAMPIONS

- | | | |
|-----------------------|----------------|------------|
| 1919 - Rocky Mountain | 1951 - Skyline | 1988 - WAC |
| 1922 - Rocky Mountain | 1957 - Skyline | 1990 - WAC |
| 1924 - Rocky Mountain | 1965 - WAC | 1992 - WAC |
| 1925 - Rocky Mountain | 1967 - WAC | 1993 - WAC |
| 1932 - Rocky Mountain | 1969 - WAC | 2001 - MWC |
| 1933 - Rocky Mountain | 1971 - WAC | 2003 - MWC |
| 1934 - Rocky Mountain | 1972 - WAC | |
| 1943 - Skyline | 1979 - WAC | |
| 1948 - Skyline | 1980 - WAC | |
| 1950 - Skyline | 1983 - WAC | |

Overall: 26 Titles




STAN WATTS

BASKETBALL HALL OF FAME INDUCTEE

When considering the most influential individuals in BYU basketball history, Stan Watts has to be placed at the top of the list. During his 23 years at the helm of the Cougar basketball program, Watts led his teams to two NIT National Championships (1951, 1966) and oversaw the construction of the George Albert Smith Fieldhouse and Marriott Center.

His nationally recognized accomplishments led to his induction into the Basketball Hall of Fame in Springfield, Mass., on March 6, 1986, making him the first Cougar to receive the prestigious honor. Watts finished his career after the 1971-72 season with an overall record of 372-254 (.594).

He was a member of the NCAA's Rules Committee, served as president of the National Association of Basketball Coaches and chaired the U.S. Olympic Basketball Committee in 1976. Watts also served four years as BYU's athletic director and spent time on the Cougar football and baseball coaching staffs.



Even more impressive than his remarkable accomplishments as a coach is his impeccable character as a human being. He is respected by coaches, fans and players alike for his conduct both on and off the court.

"His won-loss record speaks very well for the kind of coach he was," said former player Harold Christensen, who played for Watts on the 1951 championship team. "His reputation among his fellow coaches suggests how much they respected him. He still has that and is still honored in the community in which he coached."


Always a fighter, Watts overcame a rare form of cancer in 1971—only the fourth-known case of this type of cancer in medical history. Despite the fact that the other three individuals died, Watts refused to give up. After 14-hours of surgery and a two-month stay in the hospital, Watts returned to coach his team to a WAC Championship the following year.

Known for his fast-break style of offense, Watts remains an avid Cougar fan. He once said, "It has always been our contention that the average basketball fan likes to see fast-scoring, speedy, exciting basketball."

By looking around the Marriott Center during a Cougar game, there are hints that Watts has been there. The glass-encased exhibit in the halls outside the arena pays tribute to one of the greatest coaches and individuals ever to grace the sidelines of a BYU athletic contest — as do the two NIT Championship banners and the WAC title banners from 1965, 1967, 1969, 1971 and 1972.


"The greatest tribute I can pay to Stan Watts," said retired Senior Associate Athletic Director Pete Witbeck, who was BYU's NCAA compliance officer and former assistant to Watts for many years, "is he's truly a man of God. He's always been a gentleman and great man. You don't see that very often."

Watts passed away April 6, 2000 at the age of 88.



KRESIMIR COSIC

BASKETBALL HALL OF FAME INDUCTEE



When it comes to describing Kresimir Cosic, where do you start?

Few players in BYU history have been able to capture the hearts of Cougar fans like Kresimir Cosic did from 1970-73. The 6-11 center from Zadar, Yugoslavia, entertained fans during his stellar career with his enthusiastic, guard-like play.

Whether it was leading the fastbreak, dribbling between his legs or shooting a sky-hook, Cosic's enthusiasm and on-court antics endeared him to almost everyone who saw him play.

During his career at BYU, Cosic used his versatile inside-outside game to lead the Cougars in scoring (23.3) and rebounding (13.0) as a junior and again as a senior (20.2 points per game). His unselfish attitude helped him to lead his team in assists.

He ranks second on BYU's all-time rebounding list with 919, an average of 11.6 per game. He was a three-time First Team All-WAC selection and an All-American his junior year. Behind the play of Cosic, the Cougars won two WAC titles and reached the NCAA Regional tournament in 1971 and 1972.

Cosic was a three-time first team All-WAC selection and earned All-American accolades following his junior season. He likely would have been a four-year award winner but freshman were allowed to play on varsity.

Upon graduation, Cosic became very much involved with basketball throughout Europe. He played on four Olympic teams with his native land of Yugoslavia, winning a gold medal in 1980 and two silver medals in 1968 and 1976. He ended his career as the all-time Croatian scoring leader, and went on to coach the Yugoslavian national team for many years.

His national and international accomplishments led to his induction into the Basketball Hall of Fame in Springfield, Mass., on May 6, 1996, making Cosic the second Cougar to receive the prestigious honor. He is also a member of the Utah Basketball Hall of Fame, inducted in 2001.

In September of 1992, Cosic was appointed as deputy ambassador for Croatia to the United States. He and his family lived in Washington D.C where he performed his diplomatic duties in the same excellent manner in which he played basketball.

On May 25, 1995, Cosic lost his battle against the toughest opponent of his career – cancer. During his 46 years on earth, Cosic became one of the most influential and well-known of all European basketball players. He left behind the legacy and credit of being the individual that first introduced the American game of basketball to Europe.


BYU NBA DRAFT CHOICES

YEAR	PLAYER	TEAM	ROUND
1948	Brady Walker	Providence Steamrollers	
1948	Joe Nelson	Philadelphia Warriors	
1949	Bill Weight	Boston Celtics	
1950	Joe Nelson	Rochester Royals	
1951	Mel Hutchins	Tri-Cities Blackhawks	1st
1951	Roland Minson	New York Knicks	
1952	Jerry Romney	Rochester Royals	
1953	Harold Christensen	Minneapolis Lakers	
1953	Joe Richey	Minneapolis Lakers	
1954	Phil Larson	Fort Wayne Pistons	
1956	Hershel Pederson	St. Louis Hawks	
1959	John Nicoll	New York Knicks	13th
1965	John Fairchild	Los Angeles Lakers	2nd
1966	Dick Nemeika	St. Louis Hawks	5th
1966	Jeff Congdon	Detroit Pistons	4th
1967	Craig Raymond	Philadelphia 76ers	1st
1968	Jim Eakins	San Francisco Warriors	5th
1969	Kari Liimbo	Los Angeles Lakers	7th
1970	Doug Howard	Chicago Bulls	11th
1970	Paul Ruffner	Chicago Bulls	2nd
1971	Steve Kelly	Detroit Pistons	7th
1972	Bernie Fryer	Phoenix Suns	7th
1972	Kresimir Cosic	Portland Trailblazers	10th
1973	Kresimir Cosic	Los Angeles Lakers	5th
1973	Kalevi Sarkalahti	Phoenix Suns	13th
1973	Phil Tollestrop	Buffalo Braves	20th
1974	Doug Richards	Portland Trailblazers	7th
1977	Jay Chessman	Chicago Bulls	6th
1977	Vern Thompson	Atlanta Hawks	8th
1980	Alan Taylor	Utah Jazz	4th
1981	Danny Ainge	Boston Celtics	2nd
1981	Steve Craig	Philadelphia 76ers	5th
1982	Fred Roberts	Milwaukee Bucks	2nd
1982	Steve Trumbo	Utah Jazz	3rd
1983	Greg Kite	Boston Celtics	1st
1984	Brett Applegate	Portland Trailblazers	4th
1984	Devin Durrant	Indiana Pacers	2nd
1985	Timo Saarelainen	Los Angeles Lakers	5th
1987	Tom Gneiting	Seattle SuperSonics	6th
1989	Michael Smith	Boston Celtics	1st
1993	Shawn Bradley	Philadelphia 76ers	1st
2003	Travis Hansen	Atlanta Hawks	2nd

COUGAR PROS OVERSEAS



PLAYER (YEARS AT BYU)	COUNTRY
Alan Taylor (1977-80)	Italy and Germany
Scott Runia (1977-80)	Holland
Fred Roberts (1979-82)	Italy and Spain
Steve Trumbo (1979-82)	Spain
Devin Durrant (1979-84)	Spain
Tom Gneiting (1985-87)	Spain and Turkey
Jim Usevitch (1983-88)	Israel and Greece
Jeff Chatman (1985-88)	Switzerland
Michael Smith (1984-89)	Spain
Andy Toolson (1984-90)	Italy, Greece and Spain
Marty Haws (1987-90)	Belgium
Gary Trost (1988-93)	Portugal
Russell Larson (1992-95)	Spain
Kenneth Roberts (1991-96)	Spain and Portugal
Bryon Ruffner (1995-96)	Belgium and Sweden
Mekeli Wesley (1997-2001)	Spain and Belgium
Terrell Lyday (1999-2001)	Poland and Turkey
Trent Whiting (2000-01)	Italy
Eric Nielsen (1996-2002)	Spain

(Left to right) Trent Whiting, Mekeli Wesley and Jeff Chatman are three of the many cougar who have gone on to play professionally overseas.



During Danny Ainge's 14-year NBA playing career he was a member of some of the most successful and dominant teams in league history. During six seasons his teams won 60 games or more. Below is a breakdown of the success Ainge experienced as an NBA player:

- **2 CHAMPIONSHIP TEAMS:** Boston 1984 and 1985
- **6 NBA FINALS APPEARANCES:** Boston 1984-87; Portland 1992; Phoenix 1993
- **9 CONFERENCE FINALS APPEARANCES:** Boston 1982, 1984-1988; Portland 1991-92; Phoenix 1993.



COUGAR TOP NBA STATS

No	Player	Points
1.	Danny Ainge	11,964
2.	Jim Eakins	8,255
3.	Shawn Bradley	6,322
4.	Fred Roberts	5,962
5.	Mel Hutchins	4,851
6.	Jeff Congdon	1,995
7.	Greg Kite	1,717
8.	Craig Raymond	1,658
9.	Brady Walker	1,603
10.	John Fairchild	1,085

No	Player	Rebounds
1.	Jim Eakins	5,578
2.	Shawn Bradley	4,881
3.	Mel Hutchins	4,186
4.	Danny Ainge	2,768
5.	Greg Kite	2,603
6.	Fred Roberts	2,308
7.	Craig Raymond	1,510
8.	Jeff Congdon	601
9.	Brady Walker	*549
10.	John Fairchild	523

*Partial career rebound stats



As a second-round NBA draft choice in 2003, Travis Hansen begins his professional career with the Atlanta Hawks.



Shawn Bradley enters his 11th season in the NBA in 2003-04. He has led the NBA in blocks twice, most recently with 228 rejections in 2000-01. He holds the Mavericks record for most points by a center (32) and most blocks (13) in a game.

AAA

Ron Aebglen	1958-60
Jarkko Ahlbom	1996-98
Danny Ainge	1978-81
Doug Ainge	1974
Von Alleman	1982-83
Glen Allen	1938-40
John Allen	2000, 2003
Markland Allred	1935, 38
John Alstrom	1962-63
Brian Ambrozich	1972-73
Belmont Anderson	1972-74
Blaine Anderson	1954-56
David Anderson	1996-97
Greg Anderson	1977-78
Harry Anderson	1955-57
Jack Anderson	1956-57
Kenneth Anderson	1924
Steve Anderson	1978-80
Lou Andrus	1963
Steve Andrus	1989-90
Brett Applegate	1983-84
Rafael Araujo	2003-present
Jordan Archibald	2000-2001
Lance Archibald	1995-1999
Stan Ashby	1962
Alan Astle	1987-89
David Astle	1990-93

BBB

Bryce Bailey	1945-46
Dave Bailey	1971-72
Maynard Bailey	1945
Clyde Baker	1970-71
Jimmy Balderson	2002
Wilburn Ball	1933
Greg Ballif	1978, 80-82

Mark Ballif	1929-30
Dave Barber	1960
Bruce Barron	1968-69
Gary Batchelor	1961-63
Ivan Beam	1947-50
Doug Beck	1957
Chad Beckstead	1937-38
Ron Bell	1960
John Benson	1955-57
Jim Benton	1935
Grant Berges	1995-97
Mike Berning	1975
Frank Berrett	1959-60
Sherrell Berrett	1959
Roland Bevell	1960-61
Lowell Biddulph	1925
Mark Bigelow	1999, 02-pres.
Nick Bird	1923
Gus Black	1935-37
Bill Blumenthal	1962-64
Daniel Bobik	2001-2002
Ralph Bonham	1953
Malcolm Booth	1938
Danny Bower	1998-99
Ricky Bower	2003-present
Shawn Bradley	1991
Paul Briggs	1989-90
Lloyd Brink	1939-41
Eldon Brinley	1928-31
Walter Brooks	1935-36
Tyrone Brown	1996-97
Vince Bryan	1988-89
Jay Bunker	1971-73
Van Burgess	1953-55
Bruce Burton	1961-63

CCC

Nathan Call	1987-88, 91-92
Elbert Campbell	1935
Jeff Campbell	1991, 95-97
Hugh Cannon	1934-36
Bobby Capener	1982-83, 86-87
Jon Carlisle	2002
Jeff Chatman	1985-88
Jay Cheesman	1974-77
Larry Cheesman	1977-78
Junior Child	1943, 46-47
Jacob Chrisman	2001
Bryce Christensen	1940-41
Craig Christensen	1976, 79, 81-82
Harold Christensen	1951-53
Jack Christensen	1937-39
Kurt Christensen	1992-94
Todd Christensen	1995-96, 98-00
Lee Christiansen	1930
Fred Clark	1918-19
Randy Clark	1947-49
Grig Clawson	1973-75
Mark Clausen	1988
Robert Cochran	1985-86
Reed Collins	1926-28
Stan Collins	1953
Jeff Congdon	1964-66
George Cooper	1928-31
Nathan Cooper	1996, 98-01
Kresimir Cosic	1971-73
Wayne Cottle	1950
Bob Craig	1949-51
Steve Craig	1979-81
Jack Cravens	1957-58
Bill Crow	1962
Todd Crow	1990
Larry Crowley	1960
Dave Crowton	1936
Ralph Crowton	1935-36, 39
Sherm Crump	1953-54
Ryan Cuff	1993

DDD

Dick Dabbling	1946
Jerry Dahlman	1963
Kirk Davidson	1990
Bob Davis	1968-70
Derek Dawes	2001
Larry DeLaittre	1970
Dee Denzer	1964
Bob Detmers	1937
Willard Devitt	1938
Brian Dignan	1998-99
Buck Dixon	1923-26
Sanky Dixon	1926-29
Chris Dowling	1969
Paul Drechsel	1983-84
Jon Dresser	1967-69
Jerry Dunn	18, 20-21
Loren Dunn	1953
Devin Durrant	1979-80, 83-84
Kent Durrant	1949
Mark Durrant	1990, 93-95

EEE

Jim Eakins	1966-68
Gary Earnest	1959-61

Dave Eastis	1959-61
Valoy Eaton	1958-60
Clarence Edwards	1918-20
Bud Eggertsen	1940
Joe Ellsworth	1999-00
Duane Esplin	1941-42, 47
Fay Evans	1932-33
Ferd Evans	1932-33
Talmadge Eyre	1998

FFF


John Fairchild	1964-65
Mel Fawcett	1932
Bryan Fink	1985-86
John Fish	1989, 92-94
Orville Fisher	1966-68
Chad Fister	1995-96
Alan Frampton	1990
Danny Frazier	1978
Bernie Fryer	1971-72
DeRay Fullmer	1947-49
Frank Fullmer	1940-42
Gary Furniss	1981-83

GGG

Dean Gardner	1940-42
Mike Gardner	1963-65
Morris Gardner	1947
Floyd Garn	1931-32
Todd Gentry	1990
Earl Giles	1934-37
Floyd Giles	1941-43, 46
Lynn Gleave	1958
Elwood Gledhill	1923
Tom Gneiting	1985-87
George Gourley	1933
Lee Gourley	1935
Clark Greenhalgh	1945-46, 49
Lynn Griggs	1924
Dick Grimmett	1934
Earl Groesbeck	1925
Holden Gunnett	1935, 39
John Gustin	1957-58

HHH

Ed Hale	1947
Lynn Halvorsen	1929
Lee Hamblin	1943
Brian Hamilton	1998
Chris Handy	1998
Mark Handy	1974-77
Travis Hansen	2001-2003
Don Hanson	1943
Chauncey Harmon	1925
Irel Hart	1927
Jacob Hawkins	1998-99
Marty Haws	1987-90
Leon Heaps	1952
Don Helm	1958
Mike Herring	1988-89
Mark Heslop	1989-92
Bruce Hill	1959-60
Gary Hill	1965-67
Russ Hillman	1949-51
Willard Hirschi	1954-56
Bryan Hofheins	1994-96
Jim House	1968
Bob Howard	1923-26




Shawn Bradley
 Dan Howard 2000-2003
 Doug Howard 1968-70
 Greg Humphreys 1986-87
 Dale Hunt 1941
 Jim Hunter 1931-34
 Mel Hutchins 1948-51

III


Rags Ingersoll	1924-25, 28-29
Bob Inglis	1960
Ivan Iverson	1937

JJJ

Elwood Jackson	1922
Gee Jackson	1942
Boyd Jarman	1951-53
Ken James	1965-67
Hal Jensen	1957
Jay Jensen	1947
Jared Jensen	2002-present
John Jensen	1945
Lawrell Jensen	1930
Bart Jepsen	1998, 2002-03
Bret Jepsen	1995, 98-99
Jim Jimas	1965-67
Joe Johnson	1932-35
Lloyd Johnson	1961-62
Lou Johnson	1930-32
Dick Jones	1949-51
Robert Jones	1991-92
Russ Jones	1957



Jeff Chatman



Bart Jepsen

- Troy Jones 1974-76
 - Craig Jorgensen 1971-73
- KK**
- Keegan Kane 1991
 - Tom Karren 1952-54
 - Ralph Keeler 1919, 22-23
 - Steve Kelly 1969-71
 - Jim Kelson 1961-63
 - Andy Kimball 1945
 - Paul Kitchen 1956
 - Greg Kite 1980-83
 - Nate Knight 2001
 - Shane Knight 1992-95
 - Steve Kramer 1964-66
 - LaVar Kump 1936-38
 - Ron Kump 1954-56
 - Gene Kunz 1961-62



Bert Myers 1959

- LLL**
- Timo Lampen 1961
 - Dean Larsen 1952-54
 - Russell Larson 1992-95
 - Vance Law 1975-77
 - Veryl Law 1974-77
 - Luiz Lemes 2003-present
 - Drew Leonard 1937
 - Malcolm LeSueur 1932-33
 - Dave Lewis 1954-56
 - John Lewis 1963
 - Kari Liimo 1967-69
 - Shawn Lindquist 1993-94
 - Chick Little 1946
 - John Lloyd 1990
 - Wesley Lloyd 1924-26
 - Matt Lohner 1995-96
 - Paul Loveday 1965-66
 - Terrell Lyday 1999-01
 - Chris Lynch 1988
 - Walter Lyons 1935
 - Marty Lythgoe 1967-69

- NNN**
- Nick Nakic 1977
 - Terry Nashif 2002-present
 - Ross Neilson 1923
 - Byron Nelson 1931-34
 - Joe Nelson 1947-50
 - Dick Nemelka 1964-66
 - John Nicoll 1958-59
 - David Nielsen 1999-00
 - Eric Nielsen 1997, 99-02
 - Gifford Nielsen 1974-75
 - Kevin Nielsen 1978-82-84
 - Stan Nielsen 1940-41
 - Chris Nikchevich 1983-85
 - Kevin Nixon 1992-93
 - Reed Noble 1975-76

- OOO**
- Ralph Olsen 1951
 - Roy Olsen 1945



- MMM**
- Mac Madsen 1958-59
 - McRay Magleby 1930-31
 - Russell Magleby 1928-31
 - Jack Mannion 1961
 - Nick Mateljan 1952-54
 - Anthony Matthews 1985
 - LeRoy Maughan 1969
 - Mike Maxwell 1980-82
 - Mike May 1977-78
 - Dave McGuire 1978-81
 - Emerson McOmber 1933
 - Jim McIntyre 1960
 - Steve Merta 1962
 - Bert Meyers 1959
 - Mark Michaelis 1998-99
 - Gary Miles 1957-59
 - Paul Millar 1963-64
 - Jared Miller 1991-93
 - Jim Miller 1969-71
 - Mark Miller 1960, 63
 - Floyd Millet 1933
 - Duard Millett 1943
 - Wayne Millett 1935
 - Roland Minson 1949-51
 - John Moala 1996-97
 - Matt Montague 1997, 99-pres.
 - Scott Moon 1990-91
 - Tim Mould 1976

- PPP**
- Paul Packard 1922-25
 - Albert Page 1919-20
 - Bill Pardoe 1938
 - Averian Parrish 1985-86
 - Lynn Parsons 1967-69

- Truman Partridge 1922-23
- Herschel Pederson 1954-56
- Marty Perry 1983-85
- Jared Peterson 1998
- Morris Peterson 1953-55
- Rolfe Peterson 1943, 46
- Russ Peterson 1957-59
- Ed Pinegar 1954-56
- Jesse Pinegar 2002
- Alan Pollard 1985-86
- Carl Pollard 1984
- Wendell Poulson 1927
- Thomas Pyne 1920

- QQQ**
- Bob Quinney 1963-65

- RRR**
- Gary Radunich 1970
 - Lloyd Rasmussen 1955
 - Mahlon Rasmusson 1943
 - Craig Raymond 1965-67
 - Mark Reeve 1927-30
 - Fenton Reeves 1920
 - Randy Reid 1993-96
 - Robbie Reid 1994-95
 - George Rekoutis 1964
 - Dale Rex 1941-43
 - Keith Rice 1978-79
 - Bob Ricks 1957
 - Doug Richards 1972-74
 - Frosty Richards 1924-27
 - Harry Richards 1918-21
 - Joe Richey 1951-53
 - Grant Richins 1943
 - Vir Richins 1938-39
 - Silester Rivers 1998-00
 - Charles Roberts 1937-38
 - Fred Roberts 1979-82
 - Glen Roberts 1977-79
 - Kenneth Roberts 1991, 94-96
 - Marc Roberts 2000,03-present
 - Neil Roberts 1965-67
 - Burl Robison 1930-33
 - Elwood Romney 1930-33
 - Golden Romney 1923-26
 - Jerry Romney 1950-52
 - Lynn Rowe 1955-57
 - Owen Rowe 1927-29
 - Bill Ruffner 1964-66
 - Bryon Ruffner 1995-96
 - Paul Ruffner 1969-70
 - Scott Runia 1977-80


- SSS**
- Timo Saarelainen 1982, 84-85
 - Nick Sanderson 1992-93
 - Kevin Santiago 1989-90
 - Mark Santiago 1991-92
 - Moni Sarkalahti 1971-73
 - LaVon Satterfield 1950
 - Randy Schouten 1966-68
 - Steve Schreiner 1989-91
 - Ron Selleaze 1998
 - Jake Shoff 2003-present
 - Ernest Shumway 1918
 - Rickey Shumway 1959
 - Don Simmons 1927
 - Glen Simmons 1918, 22
 - Scott Sinek 1982-85

- Bob Skousen 1959, 62-63
- Clarence Skousen 1927-29
- Michael Smith 1984, 87-89
- Don Snow 1940
- Greg Snow 1973-75
- Bill Snow 1921, 27
- Scott Sonnenberg 1996-97
- Meade Squire 1946
- Jim Spencer 1959
- Jon Stanley 1964-65
- George Staples 1930
- Ron Steinke 1961-63
- Tom Steinke 1955-57
- Neil Stephens 1953
- Brent Stephenson 1986-87
- Reed Stewart 1923-25
- Chris Stock 1995-96
- Earl Sumsion 1918
- Russell Swenson 1921-22, 26


- TTT**
- Nick Taggart 1996-97, 99-00
 - Alan Taylor 1977-80
 - Brian Taylor 1983-84,87-88
 - Snide Taylor 1924
 - John Taylor 1953
 - Terry Tebbs 1954-56
 - Roy Thacker 1957-59
 - Ted Thiel 1948
 - Cy Thompson 1943
 - Jemaine Thompson 1994-96
 - Paul Thompson 1945
 - Verne Thompson 1976-77
 - Paul Thorn 1929
 - Dick Thorne 1952
 - Phil Tollestrup 1970-72
 - Michael Tompson 1996-97
 - Byron Toone 1950
 - Andy Toolson 1985, 88-90
 - Bill Treu 1958
 - Gary Trost 1988, 91-93
 - Steve Trumbo 1979-82
 - Marlow Turpin 1935-37

- UUU**
- Jim Usevitch '83-84, 87-88
- VVV**
- Veikko Vainio 1969-71
 - Don Volpi 1958
 - Michael Vranes 1998-00

- WWW**
- Brent Wade 1986-87
 - Brady Walker 1942-43,46-47
 - Bud Walker 1929
 - Scott Warner 1968-70
 - Stan Watts 1937-38
 - Richie Webb 1983-86
 - Justin Weidauer 1992, 95-98
 - Joe Weight 1946-49
 - Ken Weight 1920-22
 - Fred Weimer 1939-41
 - Neil Welling 1943-45
 - Mekeli Wesley 1998-01
 - Vern Whatcott 1949
 - Jack Whipple 1948-50
 - Trent Whiting 2001
 - Jay Whitman 1932-35



- YYY**
- Craig Wilcox 1994-95
 - Mel Wilkes 1957-58
 - Chris Williams 1974-76
 - Frank Willis 1919
 - Bob Wilson 1961-62
 - Joe Winters 1943
 - David Wolfe 1988-89
 - Kevin Woodberry 2003-present
 - Frank Wright 1935-36
 - Leslie Wright 1927-29
 - Paul Wyatt 1962-64



VRANES, RIVERS, LYDAY

BYU NCAA TOURNAMENT RESULTS



1950
 Western Regional Semis (Kansas City)
 Baylor 56, BYU 55
 Western Consolation (Kansas City)
 BYU 83, UCLA 62

1951
 West First Round (Kansas City)
 BYU 68, San Jose State 61
 West Regional Semifinals (Kansas City)
 Kansas State 64, BYU 54
 West Regional Consolation (Kansas City)
 Washington 80, BYU 67

1957
 West Regional Semifinals (Corvallis, Ore)
 California 86, BYU 59
 West Regional Consolation (Corvallis, Ore)
 BYU 65, Idaho State 54

1965
 West Regional Semifinals (Provo)
 UCLA 100, BYU 76
 West Regional Consolation (Provo)
 Oklahoma City 112, BYU 102

1969
 West First Round (Las Cruces, NM)
 New Mexico State 74, BYU 62

1971
 West First Round (Logan, UT)
 BYU 91, Utah State 82
 West Reg. Semifinals (Salt Lake)
 UCLA 91, BYU 73
 West Reg. Consolation (Salt Lake)
 Pacific 84, BYU 81

1972
 West First Round (Pocatello, Idaho)
 Long Beach State 95, BYU 90

1979
 West Second Round (Tucson, Ariz.)
 (4) San Francisco 86 (5) BYU 63

1980
 West First Round (Ogden, Utah)
 (6) Clemson 71 (3) BYU 66

1981
 East Regional (Providence, R.I.)
 (6) BYU 60, (11) Princeton 51
 (6) BYU 78, (3) UCLA 55
 East Regional Semifinals (Atlanta)
 (6) BYU 51, (2) Notre Dame 50
 West Regional Finals (Atlanta)
 (1) Virginia 74, (6) BYU 60

1984
 Midwest Regional (Birmingham, Ala.)
 (8) BYU 84, (9) UAB 68
 (1) Kentucky 93, (8) BYU 68

1987
 SE First Round (Birmingham, Ala.)
 (7) New Orleans 83, (10) BYU 79

In the 1981 NCAA tournament the Cougars advanced to the "Elite Eight" where they took on All-American Ralph Sampson and the Virginia Cavaliers. After beating Princeton, UCLA and Notre Dame earlier in the tournament, the Cougars, led by Greg Kite, Fred Roberts and Danny Ainge, were finally eliminated by the Cavaliers in the Elite Eight.

1988
 Midwest Regional (Birmingham, Ala.)
 (4) BYU 98, (13) NC-Charlotte 92 (OT)
 (5) Louisville 97, (4) BYU 76

1990
 East First Round (Hartford, Conn.)
 (5) Clemson 49, (12) BYU 47

1991
 West First Round (Salt Lake)
 (10) BYU 61, (7) Virginia 48
 West Second Round (Salt Lake)
 (2) Arizona 76, (10) BYU 61



1992
 West First Round (Boise, Idaho)
 (7) LSU 94, (10) BYU 83

1993
 Midwest First Round (Chicago)
 (7) BYU 80, (10) SMU 71
 Midwest Second Round (Chicago)
 (2) Kansas 90, (7) BYU 76

1995
 Midwest First Round (Memphis, Tenn.)
 (9) Tulane 76, (8) BYU 70

2001
 West First Round (San Diego, Calif.)
 (5) Cincinnati 84, (11) BYU 59

2003
 South First Round (Spokane, Wash.)
 (5) Connecticut 58, (12) BYU 53



BYU nails Irish on Ainge shot; Lamp lights way as Cavs win

NCAA East
 ATLANTA (AP) — All-American Danny Ainge drove the length of the floor and sank a layup with three seconds remaining in the game, giving 18th-ranked Brigham Young a 51-50 victory here immediately after Tennessee had taken a 34-21 lead with 12:50 remaining on a steal and jump by Michael Brooks. Tennessee went scoreless for the next 8:58 as Lamp, a third-year All-American, played despite an injured leg. Cavaliers came right back with six straight points and finished the rout at the free-throw line in the final three minutes. Leo Raker, playing despite an injured leg.

NIT APPEARANCES

1951

BYU 75, St. Louis 58 (NIT)
 BYU 69, Seton Hall 59 (NIT)
 BYU 62, Dayton, 43 (NIT Final)

1953

Niagara 82, BYU 76 (NIT)

1954

St. Francis PA 81, BYU 68 (NIT)

1966

BYU 90, Temple 78 (NIT)
 BYU 97, Army 60 (NIT)
 BYU 97, NYU 84 (NIT Final)

1982

Washington 66, BYU 63 (NIT)

1986

at BYU 67, SMU 63 (NIT)
 at BYU 93, Cal-Irvine 80 (NIT)
 at Ohio State 79, BYU 68 (NIT)

1994

at BYU 74, Arizona St. 67 (NIT)
 at Fresno St. 68, BYU 66 (NIT)

2000


at BYU 81, Bowling Green 54 (NIT)
 at BYU 82, Southern Illinois 57 (NIT)
 at Notre Dame 64, BYU 52 (NIT)

2002


at BYU 78, UC Irvine 55 (NIT)
 at Memphis 80, BYU 69 (NIT)

OVERALL RECORD

NIT 12-7 (9 years)
 (Champions 1951, 1966)



Terrell Lyday poured in 68 points during the 2001 MWC Tournament, helping the Cougars win their first conference tournament title in 10 years



Rafael Araujo came up big in BYU's first-round MWC tournament victory over New Mexico in 2003. Araujo finished with a double-double of 19 points and 13 rebounds.




2001 MWC Tournament MVP Mekeli Wesley celebrates BYU earning an NCAA Tournament berth after capturing the MWC Tournament Championship, 69-65, over New Mexico.

BYU CONFERENCE TOURNAMENT RESULTS

3/9/84	v. New Mexico (at El Paso)	55-64 L	3/3/98	v. Tulsa (in Las Vegas)	56-59 L
3/04/85	Air Force (at Provo)	79-82 L	3/2/99	v. TCU (in Las Vegas)	90-74 W
3/06/86	v. New Mexico	68-79 L	3/4/99	v. Utah	62-81 L
3/05/87	v. Air Force (in Alb.)	82-79 (OT) W	3/9/00	v. New Mexico (in Las Vegas)	55-43 W
3/06/87	at New Mexico	86-93 L	3/10/00	v. Utah	58-54 W
3/10/88	Hawaii (in Provo)	76-74 W	3/11/00	at UNLV	56-79 L
3/11/88	UTEP	63-66 L	3/8/01	v. Air Force (in Las Vegas)	69-54 W
3/10/89	v. Hawaii (in SLC)	69-72 L	3/9/01	v. Utah	77-66 W
3/8/90	v. Utah (in El Paso)	61-62 (OT) L	3/10/01	v. New Mexico	69-65 W
3/7/91	v. CSU (in Laramie)	69-56 W	3/7/02	v. San Diego State (in Las Vegas)	51-62 L
3/8/91	v. Hawaii	73-71 (OT) W	3/13/03	v. New Mexico (in Las Vegas)	71-56 W
3/9/91	v. Utah	51-49 (OT) W	3/14/03	v. Colorado State (OT)	86-80 L
3/12/92	v. Air Force (in Ft Collins)	72-51 W			
3/13/92	v. Utah	75-62 W		Conference Tournament Record18-16
3/14/92	v. UTEP	73-71 W		First Round Record10-9
3/11/93	v. Hawaii (in SLC)	85-71 W		Second Round Record5-5
3/12/93	v. New Mexico	59-68 L		Championship Finals Record3-2
3/10/94	v. Utah (in SLC)	96-65 W		WAC Tournament Record12-13
3/11/94	v. Fresno State	87-72 W		MWC Tournament Record6-3
3/12/94	v. Hawaii	66-73 L		Tournament Record (NEUTRAL)17-12
3/9/95	v. CSU (in Albuquerque)	73-75 L		Tournament Record (HOME)1-2
3/7/96	v. CSU (in Albuquerque)	84-100 L		Tournament Record (AWAY)0-2

<TOURNAMENT RESULTS>

YEAR	TOURNAMENT	PLC.	REC.
1949-50	Rocky Mtn. Conf.	1st	3-0
	Los Angeles Inv.	4th	1-1
	NCAA	4th	1-1
1950-51	Rocky Mtn. Conf.	2nd	2-1
	NIT	1st	3-0
	NCAA	4th	1-2
1951-52	Sugar Bowl	4th	0-2
1952-53	Dixie Classic	2nd	2-1
	NIT		0-1
1953-54	Holiday Festival	3rd	2-1
	NIT		0-1
1955-56	Motor City	1st	2-0
1956-57	Holiday Festival	3rd	2-1
	NCAA Regional	3rd	1-1
1958-59	Queen City	4th	0-2
1959-60	Hurricane	3rd	1-1
1960-61	Poinsetta	3rd	1-1
1962-63	Quaker City	2nd	2-1
1963-64	Far West	2nd	2-1
1964-65	All-College	3rd	2-1
	NCAA Regional	4th	0-2
1965-66	Quaker City	5th	2-1
	NIT	1st	3-0
1966-67	Holiday Festival	6th	1-2
1967-68	All-College	2nd	2-1
1968-69	Cable Car Classic	4th	0-2
	Far West Classic	3rd	2-1
	NCAA Regional		0-1
1969-70	Quaker City	5th	1-2
1970-71	NCAA Regional	4th	1-2
	Rainbow Classic	2nd	2-1
1971-72	Cougar Classic	1st	2-0
	Jayhawk Classic	3rd	1-1
	Old Dominion	3rd	1-1
	NCAA Regional		0-1
1972-73	All-College	2nd	2-1
1973-74	Far West Classic	4th	2-1*
1975-76	Cougar Classic	2nd	1-1
	Old Dominion	1st	2-0
1976-77	Cougar Classic	1st	2-0
	All-College	3rd	2-1
1977-78	Cougar Classic	4th	0-2
	Rainbow Classic	7th	1-2
1978-79	Cougar Classic	1st	2-0
	Pillsbury Classic	3rd	1-1
	NCAA Regional		0-1
1979-80	Cougar Classic	1st	2-0
	Far West Classic	3rd	2-1
	NCAA Regional		0-1
1980-81	Cougar Classic	1st	2-0
	Volunteer Classic	2nd	1-1
	NCAA Regional		3-1
1981-82	Cougar Classic	1st	2-0
	NIT		0-1
1982-83	Cougar Classic	3rd	1-1
	Holiday Festival	4th	0-2
1983-84	Cougar Classic	3rd	1-1
	Kentucky Invnt.	2nd	2-1
	WAC		0-1
	NCAA Regional		1-1
1984-85	Stanford Invnt.	3rd	1-1
	Cougar Classic	1st	2-0
	Cotton States	3rd	1-1
	WAC		0-1
1985-86	Kactus Klassic	3rd	1-1



Travis Hansen led BYU with 21 points and two blocks in a 58-53 loss to Connecticut in the first round of the 2003 NCAA Tournament.


	Cougar Classic	2nd	1-1
	WAC		0-1
	NIT		2-1
1986-87	Coca-Cola NIT Classic	0-1	
	Cougar Classic	2nd	1-1
	Cable Car Classic	1st	2-0
	WAC		1-1
	NCAA		0-1
1987-88	Cougar Classic	1st	2-0
	WAC		1-1
	NCAA		1-1
1988-89	Lapchick	2nd	1-1
	Cougar Classic	2nd	1-1
	WAC		0-1
1989-90	Cougar Classic	1st	2-0
	WAC		0-1

	NCAA		0-1
1990-91	Big Apple NIT		0-1
	Cougar Classic	2nd	1-1
	Holiday Festival	4th	0-2
	WAC	1st	3-0
	NCAA		1-1
1991-92	Cougar Classic	1st	2-0
	Red Lobster Clsc.	3rd	1-1
	WAC	1st	3-0
	NCAA		0-1
1992-93	Cougar Classic	1st	2-0
	Maui Invitational	2nd	2-1
	Far West Classic	4th	0-2
	WAC		1-1
	NCAA		1-1
1993-94	T. of Champions	2nd	1-1
	Cougar Classic	1st	2-0
	WAC	2nd	2-1
	NIT		1-1
1994-95	Alaska Shootout	2nd	2-1
	Cougar Classic	1st	2-0
	Cable Car Classic	1st	2-0
	WAC		0-1
	NCAA		0-1
1995-96	Cougar Classic	1st	2-0
	WAC		0-1
1996-97	Cougar Classic	4th	0-2
1997-98	Cougar Classic	1st	2-0
	Rainbow Classic		1-2
	WAC		0-1
1998-99	Cougar Classic	1st	2-0
	WAC		1-1
1999-00	Cougar Classic	1st	2-0
	MWC	2nd	2-1
	NIT		2-1
2000-01	Yahoo Sports Invitational	4th	1-2
	MWC	1st	3-0
	NCAA		0-1
2001-02	Las Vegas Showdown		1-0
	MWC		0-1
	NIT		1-1
2002-03	Paradise Jam @ U.S. Virgin Islands		3-0
	MWC		1-1
	NCAA		0-1

(20 NCAA Appearances: 11-23)
(9 NIT Appearances: 12-7)



BYU appeared in its 20th NCAA Tournament in 2003. BYU coach Steve Cleveland has guided the Cougars to the NCAA Tournament twice in his six years at the helm since taking over a program that was 1-25 the season before his arrival. He has led BYU to postseason play in each of the last four years.




BYU HOOP RECORDS

POINTS IN A SINGLE GAME

PTS.	PLAYER	DATE	OPPONENT
47	Bob Skousen	Dec. 1, 1961	UCLA
44	Dave Eastis	Feb. 5, 1960	New Mexico
41	Timo Saarelainen	Feb. 7, 1985	New Mexico
40	Marty Haws	Nov. 24, 1989	Siena
40	John Fairchild	Feb. 26, 1965	Arizona
40	Dick Nernelka	Dec. 29, 1965	St. Bonaventure
40	Danny Ainge	Dec. 23, 1978	Oral Roberts
39	Michael Smith	Dec. 29, 1987	La Salle
39	Michael Smith	Dec. 19, 1987	Utah State
39	Dick Nernelka	Dec. 4, 1964	Oregon
39	Dick Nernelka	Dec. 4, 1965	Houston
39	Danny Ainge	Dec. 27, 1980	Utah State
38	Devin Durrant	Jan. 20, 1984	Hawaii
38	Dick Nernelka	Dec. 30, 1965	Cornell
37	Steve Schreiner	Feb. 9, 1991	Hawaii
37	Marty Haws	Jan. 4, 1990	Hawaii
37	Danny Ainge	Jan. 8, 1981	San Diego St.
37	Paul Ruffner	Dec. 29, 1969	Georgia
37	Joe Nelson	Jan. 1948	Denver
37	Danny Ainge	Mar. 14, 1981	UCLA
36	Russell Larson	Dec. 10, 1993	Nicholls State
36	Devin Durrant	Feb. 8, 1984	Texas-El Paso
36	Devin Durrant	Jan. 26, 1984	Wyoming
36	Devin Durrant	Dec. 28, 1983	UCLA
36	Paul Ruffner	Dec. 13, 1969	San Jose State
36	Doug Richards	Dec. 13, 1973	Idaho State
36	Danny Ainge	Dec. 3, 1977	Idaho State
36	Kresimir Cosic	Jan. 25, 1973	Arizona
35	Terrell Lyday	Jan. 8, 2000	Utah State
35	Russell Larson	Jan. 27, 1994	Wyoming
35	Michael Smith	Jan. 12, 1989	San Diego State
35	Devin Durrant	Jan. 7, 1984	Weber State
35	Devin Durrant	Dec. 10, 1983	St. Mary's
35	Devin Durrant	Nov. 30, 1983	Hofstra
35	Danny Ainge	Mar. 7, 1981	Utah
35	Kresimir Cosic	Dec. 22, 1971	Utah State
35	Paul Ruffner	Jan. 3, 1970	Utah
35	Dick Nernelka	Dec. 3, 1965	Illinois
35	Dick Nernelka	Dec. 6, 1963	UCLA
35	Bob Quinney	Dec. 23, 1963	Michigan State
35	Timo Saarelainen	Nov. 30, 1984	La Salle
34	Mekeli Wesley	Jan. 20, 2000	Wyoming
34	Kenneth Roberts	Mar. 4, 1995	Utah
34	Russell Larson	Feb. 25, 1995	Air Force
34	Michael Smith	Feb. 5, 1987	New Mexico
34	Michael Smith	Jan. 10, 1987	New Mexico
34	Michael Smith	Dec. 23, 1986	Pittsburgh
34	Devin Durrant	Jan. 14, 1984	Utah
34	Dick Nernelka	Feb. 6, 1966	Utah
34	John Nicoll	Feb. 7, 1958	New Mexico
34	Jay Cheesman	Feb. 27, 1977	New Mexico
34	Kari Liimo	Feb. 1, 1969	St. Francis
34	John Fairchild	Feb. 28, 1964	Arizona State
34	John Fairchild	Jan. 11, 1964	Wyoming
33	Devin Durrant	4 Times	
33	Michael Smith	3 Times	
33	Mark Bigelow, Andy Toolson, Timo Saarelainen, Fred Roberts, Danny Ainge, Jay Cheesman, Kresimir Cosic, Paul Ruffner, Jeff Congdon, Dick Nernelka, Steve Kramer, John Fairchild		

REBOUNDS IN A SINGLE GAME

RBD.	PLAYER	DATE	OPPONENT
27	Scott Warner	Dec. 18, 1969	Texas Tech
26	John Benson	Dec. 1, 1956	Washington
25	John Fairchild	Dec. 23, 1965	Oklahoma City
25	Bruce Burton	Feb. 2, 1962	Denver
24	Mel Hutchins	Mar. 3, 1951	Utah
23	Alan Taylor	Mar. 1, 1980	San Diego State
23	Mark Handy	Mar. 7, 1975	Wyoming
23	Kresimir Cosic	Mar. 18, 1971	UCLA
23	Steve Trumbo	Jan. 21, 1982	Air Force
22	Brian Ambrozich	Dec. 9, 1972	Wisconsin
22	Kresimir Cosic	Feb. 27, 1971	Arizona
21	Craig Raymond	Feb. 5, 1966	Utah
21	John Fairchild	Mar. 13, 1965	Utah State
20	Alan Taylor	Jan. 20, 1979	Utah
20	Kresimir Cosic	Jan. 30, 1971	Arizona
20	John Fairchild	Feb. 6, 1965	Utah State
20	John Nicholls	1959	
19	Kresimir Cosic	Jan. 17, 1973	Niagara
19	Kresimir Cosic	Jan. 8, 1972	Arizona
19	Kresimir Cosic	Jan. 22, 1972	Utah State
19	Kresimir Cosic	Mar. 6, 1971	Utah
19	Kari Liimo	Feb. 1, 1969	St. Francis
19	Jim Eakins	Feb. 26, 1966	Wyoming
18	Gary Trost	Dec. 19, 1991	McNeese State
18	Steve Schreiner	Jan. 12, 1991	New Mexico
18	Michael Smith	Jan. 15, 1987	San Diego State
18	Steve Trumbo	Dec. 26, 1981	Utah State
18	Paul Ruffner	Dec. 29, 1969	Georgia
18	Bruce Burton	Feb. 16, 1963	Arizona State
17	Brett Applegate	Dec. 28, 1983	UCLA
17	Brett Applegate	Jan. 14, 1983	San Diego State
17	Steve Trumbo	Feb. 27, 1982	San Diego State
17	Steve Trumbo	Feb. 6, 1982	Colorado State
17	Greg Kite	Dec. 19, 1981	Illinois
17	Steve Trumbo	Feb. 2, 1981	Wyoming
17	Steve Trumbo	Jan. 8, 1981	Hawaii
17	Jay Cheesman	Feb. 13, 1976	Arizona State
17	Mark Handy	Feb. 22, 1975	Utah State
17	K. Sarkalahti	Dec. 16, 1972	Utah State
17	Paul Ruffner	Jan. 3, 1970	Utah
17	Steve Kramer	Dec. 21, 1965	St. Joseph's
17	Craig Raymond	Dec. 21, 1965	St. Joseph's
17	Dave Eastis	Feb. 4, 1961	Denver
17	Travis Hansen	Jan. 5, 2002	at Pepperdine
17	Rafael Araujo	Dec. 23, 2002	at San Francisco



Travis Hansen was a rebounding machine against Pepperdine in 2002 when he pulled down a career-high 17 rebounds – the most ever by a BYU guard.

INDIVIDUAL SINGLE GAME BESTS

POINTS SCORED

47 Bob Skousen vs. UCLA (1961)

FIELD GOALS ATTEMPTED

36 John Nicoll vs. New Mexico (1958)

FIELD GOALS MADE

21 Dave Eastis vs. New Mexico (1960)

FIELD GOAL PERCENTAGE

100% 12/12, Kresimir Cosic vs. Arizona (1971)

THREE-POINT FIELD GOALS ATTP.

15 Nick Sanderson vs. Kansas (1993)

THREE-POINT FIELD GOALS MADE

7 Nick Sanderson vs. Utah St. (1992)

7 Danny Bower vs. Ohio State (1998)

THREE-POINT PERCENTAGE (5 ATTPS)

1.000 6/6, Nathan Call vs. Utah (1991)

1.000 5/5, Danny Bower vs. Wyoming (1998)

FREE THROWS ATTEMPTED

20 John Benson vs. Montana (1957)

20 John Nicoll vs. Utah (1958)

20 Jerry Dahlman vs. Arizona St. (1963)

FREE THROWS MADE

16 Mekeli Wesley at UTEP (1998)

15 John Benson vs. Montana (1957)

15 Steve Trumbo vs. CS Fullerton (1981)

15 Devin Durrant vs. Hawaii (1983)

FREE THROW PERCENTAGE (MIN. 10 ATTS.)

1.000 14/14, Andy Toolson vs. California (1989)

1.000 13/13, Doug Howard vs. Ariz. St. (1970)

1.000 13/13, Verne Thompson vs. Wyo. (1977)

1.000 13/13, Devin Durrant vs. St. Joseph's (1982)

1.000 13/13, Marty Haws vs. Hawaii (1990)

1.000 13/13, Russell Larson vs. Fresno St. (1994)

1.000 13/13, Ken Roberts vs. S. Utah (1994)

1.000 12/12, Mekeli Wesley vs. San Francisco (2001)

1.000 12/12, Travis Hansen at UNM (2003)

1.000 11/11, Ron Selleaze vs. Utah (1998)

1.000 11/11, Mekeli Wesley at Utah (1998)

1.000 11/11, Mark Bigelow vs. Arizona (1998)

(1998) 11/11, Mark Bigelow vs. California

1.000 10/10, Nathan Cooper at UC Irvine

(1998)

REBOUNDS

27 Scott Warner vs. Texas Tech (1970)

ASSISTS

16 Mike May vs. Niagara (1976)

15 Matt Montague vs. Idaho (2002)


15 Matt Montague vs. Wyoming (2002)

STEALS

9 Mark Bigelow vs. Arizona (1998)

BLOCKED SHOTS

14 Shawn Bradley vs. E. Kentucky (1990)



Devin Durrant earned several medals while playing for USA Basketball. Durrant is third on BYU's all-time scoring list.



Mark Bigelow had nine steals and was 11-11 from the free-throw line against Arizona in 1998 setting two single-game bests.



Matt Montague had two 15-assist games in 2001-2002 and went on to set BYU career and season assist records. Montague is BYU's all-time assist leader.

INDIV. SCORING BY SEASON

YEAR	PLAYER	PTS.	AVG.
2003	Travis Hansen	537	16.8
2002	Travis Hansen	469	15.6
2001	Mekeli Wesley	569	17.2
2000	Terrell Lyday	565	17.1
1999	Mark Bigelow	419	15.0
1998	Ron Selleaze	352	16.8
1997	Jeff Campbell	383	15.3
1996	Kenneth Roberts	539	19.3
1995	Russell Larson	573	17.9
1994	Russell Larson	637	19.9
1993	Gary Trost	516	15.2
1992	Gary Trost	441	14.2
1991	Shawn Bradley	503	14.8
1990	Marty Haws	556	18.5
1989	Michael Smith	765	26.4
1988	Michael Smith	679	21.2
1987	Michael Smith	643	20.1
1986	Jeff Chatman	559	17.5
1985	Timo Saarelainen	639	22.0
1984	DEVIN DURRANT	866	27.9
1983	Devin Durrant	662	22.8
1982	Fred Roberts	466	15.5
1981	Danny Ainge	782	24.4
1980	Danny Ainge	555	19.1
1979	Danny Ainge	498	18.4
1978	Danny Ainge	632	21.1
1977	Jay Cheesman	429	15.9
1976	Jay Cheesman	441	17.6
1975	Brian Frishman	354	15.4
1974	Doug Richards	527	20.3
1973	Kresimir Cosic	524	20.2
1972	Kresimir Cosic	581	22.3
1971	Bernie Fryer	558	19.2
1970	Doug Howard	472	18.2
1969	Doug Howard	430	15.4
1968	Kari Liimo	410	17.0
1967	Craig Raymond	342	14.2
1966	Dick Nemelka	599	24.0
1965	John Fairchild	602	21.5
1964	John Fairchild	507	20.3
1963	Bruce Burton	445	17.1
1962	Bob Skousen	363	15.9
1961	Gary Earnest	429	16.5
1960	Dave Eastis	483	20.1
1959	Bob Skousen	462	17.7
1958	John Nicoll	463	17.8
1957	Tom Steinke5	11	19.7
1956	Terry Tebbs	506	19.5
1955	Herschel Pedersen	421	16.1
1954	Dean Larsen	426	15.2
1953	Joe Richey	525	17.5
1952	Joe Richey	352	14.6
1951	Roland Minson	619	16.7
1950	Joe Nelson	420	14.5

INDIV. REBOUNDS BY SEASON

YEAR	PLAYER	RBS.	AVG.
2003	Rafael Araujo	286	8.9
2002	Travis Hansen	187	6.2
2001	Mekeli Wesley	181	5.5
2000	Mekeli Wesley	192	5.8
1999	Mark Bigelow	175	6.3
1998	Ron Selleaze	146	7.0
1997	Justin Weidauer	158	8.3
1996	Justin Weidauer	204	7.3
1995	Russell Larson	222	6.9
1994	Russell Larson	292	9.1
1993	Gary Trost	236	6.9
1992	Gary Trost	203	6.3
1991	Shawn Bradley	262	7.7
1990	Andy Toolson	198	6.6
1989	Michael Smith	248	8.6
1988	Michael Smith	248	7.8
1987	Michael Smith	273	8.5
1986	Tom Gneiting	230	7.4
1985	Alan Pollard	189	6.5
1984	Brett Applegate	352	11.4
1983	Greg Kite	255	8.8
1982	Steve Trumbo	335	11.5
1981	Steve Trumbo	342	10.7
1980	Alan Taylor	317	10.9
1979	Alan Taylor	266	9.5
1978	Alan Taylor	246	8.5
1977	Jay Cheesman	225	8.3
1976	Jay Cheesman	233	9.3
1975	Mark Handy	236	9.1
1974	Mark Handy	227	8.7
1973	Kresmir Cosic	246	9.5
1972	Kresimir Cosic	332	12.8
1971	Kresimir Cosic	341	12.6
1970	Paul Ruffner	254	9.8
1969	Paul Ruffner	268	9.6
1968	Jim Eakins	252	10.1
1967	Craig Raymond	183	7.6
1966	Craig Raymond	247	9.9
1965	John Fairchild	348	12.4
1964	JOHN FAIRCHILD	330	13.2
1963	Bruce Burton	271	10.4
1962	Bruce Burton	271	10.4
1961	Dave Eastis	243	9.3
1960	Dave Eastis	245	10.2
1959	Bob Skousen	239	9.2
1958	John Nichol	307	11.8
1957	John Bensen	317	11.3
1956	Herschel Pedersen	314	12.1
1955	Herschel Pedersen	293	11.3
1954	Nick Mateljan	276	10.6
1953	Nick Mateljan	292	9.7
1952	Joe Richey	167	7.0
1951	MEL HUTCHINS	471	12.7
1950	No Record Available		

INDIV. ASSISTS BY SEASON

YEAR	PLAYER	AST.	AVG.
2003	Kevin Woodberry	80	2.5
2002	MATT MONTAGUE	217	7.2
2001	Matt Montague	97	2.9
2000	Matt Montague	125	3.8
1999	Michael Vranes	80	2.9
1998	Brian Dignan	109	4.0
1997	Matt Montague	131	5.0
1996	Randy Reid	142	5.1
1995	Robbie Reid	157	4.9
1994	Randy Reid	87	2.7
1993	Randy Reid	141	4.1
1992	Nathan Call	204	6.4
1991	Nathan Call	164	4.8
1990	Marty Haws	123	4.1
1989	Marty Haws	149	5.1
1988	Brian Taylor	151	4.7
1987	Brian Taylor	118	3.7
1986	Bob Capener	104	3.3
1985	Marty Perry	114	4.2
1984	Chris Nikchevich	117	3.9
1983	Marty Perry	91	3.4
1982	Scott Sinek	100	3.3
1981	Danny Ainge	127	4.0
1980	Danny Ainge	132	4.6
1979	Danny Ainge	122	4.5
1978	Danny Ainge	158	5.3
1977	Mike May	108	4.2
1976	Verne Thompson	78	3.0
1975-53	No Records Available		
1952	Jerry Romney	37	1.6
1951	Roland Minson	99	2.7
1950	No Record Available		



JAY CHEESMAN

POINTS SCORED

866	Devin Durrant (27.9 avg.)	1984
782	Danny Ainge (24.4)	1981
765	Michael Smith (26.4)	1989
679	Michael Smith (21.2)	1988
662	Devin Durrant (22.8)	1983
643	Michael Smith (20.1)	1987
639	Timo Saarelainen (22.0)	1985
637	Russell Larson (19.5)	1994
632	Danny Ainge (21.1)	1978
623	Jeff Chatman (19.5)	1988
619	Roland Minson (16.7)	1951
603	Fred Roberts (18.8)	1981
602	John Fairchild (21.5)	1965
599	Dick Nemelka (24.0)	1966
581	Kresimir Cosic (22.3)	1972
573	Russell Larson (17.9)	1995
571	Mel Hutchins (15.4)	1951
569	Mekeli Wesley (17.2)	2001
565	Terrell Lyday (17.1)	2000
559	Jeff Chatman (17.5)	1986
558	Bernie Fryer (19.2)	1971
556	Marty Haws (18.5)	1990
556	Mekeli Wesley (16.8)	2000
555	Danny Ainge (19.1)	1980
540	Terrell Lyday (16.4)	2001
539	Kenneth Roberts (19.3)	1996
537	Travis Hansen (16.8)	2003
527	Doug Richards (20.3)	1974
525	Joe Richey (17.5)	1953
524	Kresimir Cosic (20.2)	1973
516	Gary Trost (15.2)	1993
511	Tom Steinke (19.7)	1957
507	John Fairchild (20.3)	1964
506	Terry Tebbs (19.5)	1956
503	Shawn Bradley (14.8)	1991

POINTS PER GAME

27.9	Devin Durrant	1984
26.4	Michael Smith	1989
24.4	Danny Ainge	1981
24.0	Dick Nemelka	1966
22.8	Devin Durrant	1983
22.3	Kresimir Cosic	1972
22.0	Timo Saarelainen	1985
21.5	John Fairchild	1965
21.2	Michael Smith	1988
21.1	Danny Ainge	1978
20.3	Doug Richards	1974
20.3	John Fairchild	1964
20.2	Kresimir Cosic	1973
20.1	Michael Smith	1987
20.1	Dave Eastis	1960

FIELD GOALS ATTEMPTED

627	Roland Minson	1951
-----	---------------	------

FIELD GOALS MADE

312	Devin Durrant	1984
-----	---------------	------

FIELD GOAL PERCENTAGE (STARTERS)

.631	Russell Larson	1993
.616	Tom Gneiting	1987
.606	Eric Nielsen	2001
.597	Alan Taylor	1980
.595	Jeff Chatman	1988
.591	Jared Jensen	2002
.588	Fred Roberts	1980
.581	Shawn Bradley	1991
.579	Fred Roberts	1981
.578	Eric Nielsen	2000
.577	Kenneth Roberts	1994
.575	Devin Durrant	1984
.574	Jared Jensen	2003

THREE-POINT FIELD GOALS ATTEMPTED

209	Nick Sanderson	1993
-----	----------------	------

THREE-POINT FIELD GOALS MADE

74	Andy Toolson	1990
73	Nick Sanderson	1993
68	Danny Bower	1998
67	Terrell Lyday	2000
65	Mark Bigelow	2002
63	Mark Bigelow	2003

THREE-POINT PERCT. (30+ ATTS)

.532	Nathan Call	1988
------	-------------	------

CONSECUTIVE GAMES WITH A THREE-POINT FIELD GOAL (SEASON)

21	Terrell Lyday	2000
16	Andy Toolson	1990
15	Mark Bigelow	2002
14	Terrell Lyday	2001
12	Mark Bigelow	2003
11	Terrell Lyday	2001

FREE THROWS ATTEMPTED

307	Devin Durrant	1984
-----	---------------	------

FREE THROWS MADE

242	Devin Durrant	1984
-----	---------------	------

FREE THROW PERCENTAGE (STARTERS)

.925	Michael Smith (160/173)	1989
.904	Michael Smith (103/114)	1987
.902	Bob Quinney (55/61)	1966
.902	Chris Nikchevich (55/61)	1984
.877	Scott Runia (50/57)	1979
.875	Ricky Bower (49/56)	2003
.874	Gary Batchelor (104/119)	1963
.874	Brian Taylor (97/111)	1988
.864	Danny Ainge (146/169)	1978
.855	Randy Reid (71/83)	1993
.853	Doug Howard (122/143)	1969
.845	Jared Jensen (82/97)	2002

CONSECUTIVE FREE THROWS

32	Michael Smith	1989
----	---------------	------

REBOUNDS

471	Mel Hutchins	1951
352	Brett Applegate	1984
348	John Fairchild	1965
342	Steve Trumbo	1981
341	Kresimir Cosic	1971
335	Steve Trumbo	1982
332	Kresimir Cosic	1972
330	John Fairchild	1964
317	Alan Taylor	1980
317	John Bensen	1957
314	Herschel Pedersen	1956
307	John Nichol	1958

REBOUNDS PER GAME (STARTERS)

13.2	John Fairchild	1964
12.8	Kresimir Cosic	1972
12.7	Mel Hutchins	1951
12.6	Kresimir Cosic	1971
12.4	John Fairchild	1965
12.1	Herschel Pedersen	1956
11.8	John Nichol	1958
11.5	Steve Trumbo	1982
11.4	Brett Applegate	1984
11.3	John Bensen	1957
11.3	Herschel Pedersen	1955
10.9	Alan Taylor	1980
10.7	Steve Trumbo	1981
10.6	Nick Mateljan	1954



10.2	Dave Eastis	1960
10.1	Jim Eakins	1968

PERSONAL FOULS

124	Jared Miller	1993
-----	--------------	------

TIMES DISQUALIFIED

11	Jared Miller	1993
11	Glen Roberts	1978

BLOCKED SHOTS

177	Shawn Bradley	1991
-----	---------------	------

STEALS

66	Marty Haws	1990
62	Terrell Lyday	2000

ASSISTS - TOTAL

217	Matt Montague	2002
204	Nathan Call	1992
164	Nathan Call	1991
158	Danny Ainge	1978
157	Robbie Reid	1995

ASSISTS - AVERAGE

7.2	Matt Montague	2002
6.4	Nathan Call	1992
5.3	Danny Ainge	1978
5.1	Marty Haws	1989
5.1	Randy Reid	1996
5.0	Matt Montague	1997
4.9	Robbie Reid	1995
4.8	Nathan Call	1991
4.7	Brian Taylor	1988
4.6	Danny Ainge	1980
4.5	Danny Ainge	1979

TRIPLE DOUBLES

1	Danny Ainge (LB St.)	1978
1	Fred Roberts	1981
1	Michael Smith	1988

<INDIVIDUAL CAREER RECORDS>

POINTS SCORED

2467	Danny Ainge	78-79-80-81
2319	Michael Smith	84-87-88-89
2285	Devin Durrant	79-80-83-84
1885	Russell Larson	92-93-94-95
1841	Fred Roberts	79-80-81-82
1824	Jeff Chatman	85-86-87-88
1740	Mekeli Wesley	98-99-00-01
1652	Kenneth Roberts	91-94-95-96
1512	Kresimir Cosic	71-72-73
1408	Jay Cheesman	74-75-76-77
1388	Andy Toolson	85-88-89-90

POINTS PER GAME

20.92	John Fairchild	20.2, 21.5
20.91	Danny Ainge	21.1, 18.4, 19.1, 24.4
19.5	D. Durrant	13.2, 13.3, 22.8, 27.9
19.1	Kresimir Cosic	15.0, 22.3, 20.2
19.0	Michael Smith	8.0, 20.1, 21.2, 26.4
18.7	Bernie Fryer	19.2, 18.2
16.7	Terrell Lyday	17.1, 16.4
16.7	Dick Nemelka	10.8, 15.4, 24.0
16.3	Paul Ruffner	15.1, 17.7
16.2	Bob Skousen	17.7, 15.9, 13.0
15.6	Doug Richards	20.3, 15.9, 10.7
15.1	Mekeli Wesley	13.5, 11.0, 16.8, 17.2

FIELD GOALS ATTEMPTED

1875	Danny Ainge	78-79-80-81
1749	Michael Smith	84-87-88-89
1527	Devin Durrant	79-80-83-84
1369	Jeff Chatman	85-86-87-88
1333	Joe Richey	51-52-53
1259	Fred Roberts	79-80-81-82
1227	Mekeli Wesley	98-99-00-01
1188	Russell Larson	92-93-94-95
1162	Kresimir Cosic	71-72-73
1152	Jay Cheesman	74-75-76-77

FIELD GOALS MADE

987	Danny Ainge	78-79-80-81
886	Michael Smith	84-87-88-89
832	Devin Durrant	79-80-83-84
751	Jeff Chatman	85-86-87-88
687	Fred Roberts	79-80-81-82
660	Russell Larson	92-93-94-95
570	Mekeli Wesley	98-99-00-01
566	Kresimir Cosic	71-72-73
561	Kenneth Roberts	91-94-95-96
558	Jay Cheesman	74-75-76-77
548	Roland Minson	49-50-51

FIELD GOAL PERCENTAGE (STARTERS)

.574	Alan Taylor	77-78-79-80
.566	Gary Trost	88-91-92-93
.556	Jared Miller	91-92-93
.556	Russell Larson	92-93-94-95
.550	Kenneth Roberts	91-94-95-96
.550	Tom Gneiting	85-86-87
.549	Jeff Chatman	85-86-87-88
.546	Fred Roberts	79-80-81-82
.546	Kenneth Roberts	91-94-95-96
.545	Devin Durrant	79-80-83-84

THREE-POINT FIELD GOALS ATTEMPTED

418	Mark Bigelow	99-present
355	Randy Reid	92-96
321	Terrell Lyday	00-01

THREE-POINT FIELD GOALS MADE

172	Mark Bigelow	99-present
141	Andy Toolson	85-88-89-90
127	Terrell Lyday	00-01

THREE-POINT PERCENTAGE (STARTERS)

.456	Nathan Call	86-87-90-91
.445	Mark Heslop	88-89-90-91
.437	Andy Toolson	85-88-89-90
.430	Michael Smith	84-87-88-89

CONSECUTIVE GAMES WITH A THREE-POINT FIELD GOAL - CAREER

22	Mark Bigelow	1999, 2002
21	Terrell Lyday	2000

FREE THROWS ATTEMPTED

820	Devin Durrant	79-80-83-84
673	Russell Larson	92-93-94-95
651	Mekeli Wesley	98-99-00-01
641	Kenneth Roberts	91-94-95-96
605	Danny Ainge	78-79-80-81
602	Fred Roberts	79-80-81-82
496	Gary Trost	88-91-92-93
491	Michael Smith	84-87-88-89
484	Kresimir Cosic	71-72-73
477	Jeff Chatman	85-86-87-88
430	Marty Haws	87-88-89-90
425	Travis Hansen	01-02-03

FREE THROWS MADE

621	Devin Durrant	79-80-83-84
541	Russell Larson	92-93-94-95
511	Kenneth Roberts	91-94-95-96
509	Mekeli Wesley	98-99-00-01
493	Danny Ainge	78-79-80-81
467	Fred Roberts	79-80-81-82
431	Michael Smith	84-87-88-89
381	Kresimir Cosic	71-72-73
359	Gary Trost	88-91-92-93
338	Randy Reid	93-94-95-96
329	Travis Hansen	01-02-03
326	Marty Haws	87-88-89-90

FREE THROW PERCENTAGE (STARTERS)

.878	Michael Smith	84-87-88-89
.830	Randy Reid	93-94-95-96
.828	Mark Heslop	88-89-90-91
.827	Brian Taylor	83-84-87-88
.826	Nick Sanderson	92-93
.826	Gary Bachelor	61-62-63
.816	Danny Ainge	78-79-80-81
.813	Doug Howard	68-69-70

REBOUNDS

922	Michael Smith	84-87-88-89
919	Kresimir Cosic	71-72-73
919	Alan Taylor	7-78-79-80
839	Greg Kite	80-81-82-83
838	Fred Roberts	79-80-81-82
835	Steve Trumbo	79-80-81-82
821	Russell Larson	92-93-94-95
803	John Benson	56-57-58
801	Mark Handy	74-75-76-77

REBOUNDS PER GAME (STARTERS ONLY)

12.8	John Fairchild	64-65
11.6	Kresimir Cosic	71-72-73
10.2	John Benson	56-57-58

GAMES PLAYED

129	Russell Larson	92-93-94-95
129	Nathan Call	86-87-90-91

PERSONAL FOULS

408	Russell Larson	92-93-94-95
-----	----------------	-------------

ASSISTS - TOTAL

570	Matt Montague	97, 00-01-02
539	Danny Ainge	78-79-80-81
528	Nathan Call	86-87-90-91
502	Marty Haws	87-88-89-90

ASSISTS - AVERAGE

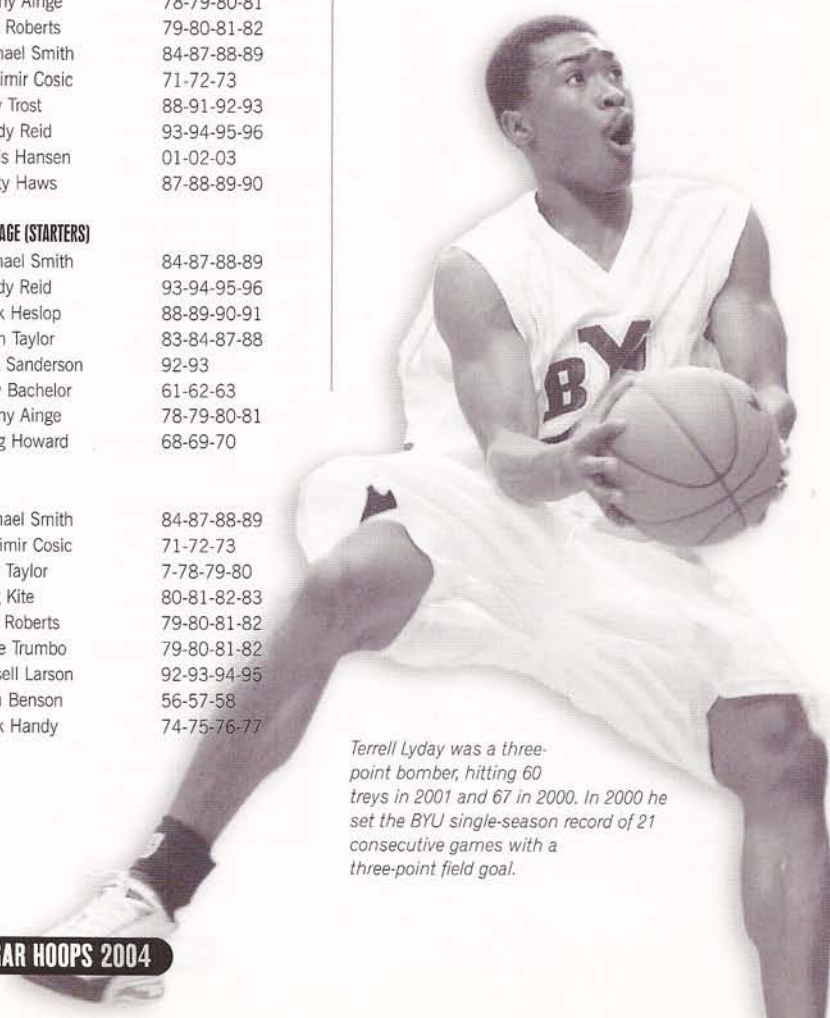
4.67	Matt Montague	97, 00-01-02
4.57	Danny Ainge	78-79-80-81
4.09	Nathan Call	86-87-90-91

BLOCKED SHOTS

208	Greg Kite	80-81-82-83
-----	-----------	-------------

TRIPLE DOUBLES

1	Danny Ainge (LB St.)	1978
1	Fred Roberts	1981
1	Michael Smith	1988



Terrell Lyday was a three-point bomber, hitting 60 treys in 2001 and 67 in 2000. In 2000 he set the BYU single-season record of 21 consecutive games with a three-point field goal.

TEAM SINGLE SEASON

GAMES	37	1951
FIELD GOALS	1,014	1965
FG ATTEMPTS	2,611	1951
FIELD GOAL PERCENTAGE		
.531		1988
.528		1979
.522		1980
.506		1984
.500		1989
.498		1993
.498		1992
.493		1993
.492		1994
THREE-POINT SHOTS ATTEMPTED		
638		1998
THREE-POINT SHOTS MADE		
214		1992
THREE-POINT PERCENTAGE		
.452		1988
FREE THROWS MADE		
697		1993
FREE THROW ATTS.		
909		1993
FREE THROW PERCENTAGE		
.815		1989
.780		2001
.773		1995
.767		1993
.765		1996
.763		1988
.760		2002
.755		1974
.755		2003
.750		1984
.746		1987
REBOUNDS		
1,457	1951 & 1965	
TEAM REBOUNDING AVERAGE		
55.8		1956
ASSISTS		
613		1993
STEALS		
236		2000
BLOCKED SHOTS		
246		1991
MOST PERSONAL FOULS		
721		1993
MOST PERSONAL FOULS PER GAME		
23.1	1985 (671 in 29 games)	
FEWEST PERSONAL FOULS PER GAME		
13.9	1971 (403 in 29 games)	
MOST PLAYERS DISQUALIFIED		
39		1978
WINNING PERCENTAGE		
.850	17-3	1942
.828	24-5	1980
.812	26-6	1988
.807	21-5	1972
CONSECUTIVE VICTORIES		
17		1988
HOMECOURT WINNING STREAK		
44	2/19/00 - 1/16/03	
24	3/17/1994 - 1/18/1996	
CONSECUTIVE DEFEATS		
21		1997
8		1927
LARGEST SCORING MARGIN		
12.6	1966 (95.5 - 82.9)	
	1953 (68.1 - 55.5)	
MOST POINTS SCORED PER GAME		
95.5		1966
FEWEST POINTS SCORED PER GAME		
48.6		1946
FEWEST POINTS ALLOWED PER GAME		
46.4		1946

TEAM SINGLE GAME

FIELD GOALS ATTEMPTED		
108	vs. Montana	1953
FIELD GOALS MADE		
56	vs. Americas	1966
FIELD GOAL PERCENTAGE		
.736	vs. St. Mary's (39/53)	1983
.708	vs. Elon College (34-48)	2001
THREE-POINTERS ATTEMPTED		
33	vs. Louisiana State	1992
THREE-POINT FIELD GOALS MADE		
14	vs. Southern Utah	2003
13	vs. SDSU	2001
13	vs. TCU	1999
13	vs. Louisiana State	1992
THREE-POINT PERCENTAGE (MIN 10)		
.733	vs. Air Force (11/15)	1993
FREE THROWS ATTEMPTED		
49	vs. Santa Clara	1965
FREE THROWS MADE		
39	vs. Utah State	1957
CONSECUTIVE FREE THROWS		
18	vs. Wyoming	2/10/1996
BEST FREE THROW PERCENTAGE		
1.000	BYU vs. Wichita St. (12/12)	1955
.957	BYU vs. Wyoming (22/23)	1974
.950	vs. San Diego State (19-20)	2001
MOST REBOUNDS		
77	vs. St. Mary's	1966
MOST STEALS		
17	vs. James Madison	1990
MOST ASSISTS		
34	vs. Northeast Louisiana	1975
34	vs. San Diego State	1980
REBOUND MARGIN		
40	vs. St. Mary's	1967
FEWEST PERSONAL FOULS		
5	vs. Michigan State	1980
FEWEST TOTAL POINTS		
25	vs. Wyoming	1982
FEWEST POINTS IN A HALF		
12	vs. Wyoming	1980, 1982
FEWEST POINTS ALLOWED IN A HALF		
10	vs. Air Force	2003
MOST PERSONAL FOULS		
36	vs. Idaho State	1976
MOST TOTAL POINTS		
128	vs. Sacramento State	1993
MOST POINTS ONE HALF		
69	vs. North Texas	1980
BIGGEST SCORING MARGIN		
51	vs. St. Mary's (108-57)	1966
FEWEST FIELD GOALS ATTEMPTED		
23	vs. Wyoming	1980
FEWEST FIELD GOALS MADE		
10	vs. Wyoming	1980
10	vs. Southern Utah	2001
FEWEST FREE THROWS ATTEMPTED		
3	vs. Niagara	1976
4	vs. San Diego State	2001
FEWEST FREE THROWS MADE		
1	vs. Niagara	1976
2	vs. San Diego State	2001

TEAM SEASON SCORING

Year	Offense		Defense	
	Pts.	Ave.	Pts.	Avg.
2003	2299	71.8	2032	63.5
2002	2115	70.5	1951	65.0
2001	2324	70.4	2069	62.7
2000	2328	70.5	2107	63.8
1999	2009	71.8	2055	73.4
1998	1906	63.5	2093	69.8
1997	1547	59.5	2061	79.3
1996	2303	82.3	2194	78.4
1995	2405	75.2	2214	69.2
1994	2540	79.4	2382	74.4
1993	2754	81.0	2445	71.9
1992	2567	80.2	2227	69.6
1991	2454	72.2	2336	68.7
1990	2110	70.3	1971	65.7
1989	2338	80.6	2322	80.1
1988	2735	85.5	2437	76.2
1987	2634	82.3	2469	77.2
1986	2328	72.8	2159	74.4
1985	2175	75.0	2159	74.4
1984	2433	78.5	2325	75.0
1983	2014	69.5	1919	66.2
1982	1885	62.8	1752	58.4
1981	2525	78.8	2275	71.1
1980	2421	83.5	2103	72.5
1979	2381	85.0	2144	76.6
1978	2429	81.0	2495	83.2
1977	2013	74.6	2027	75.1
1976	2015	77.5	2183	83.9
1975	2062	79.3	2088	80.3
1974	2015	77.5	2183	83.9
1973	2068	79.5	1940	74.6
1972	2128	81.8	1927	74.1
1971	2401	82.8	2294	79.1
1970	2096	80.7	2188	84.1
1969	2325	83.0	2259	80.7
1968	2064	82.6	1956	78.2
1967	1960	81.7	1827	76.1
1966	2388	95.5	2073	82.9
1965	2639	94.3	2356	83.1
1964	1974	79.0	2004	80.2
1963	1985	77.1	2035	78.3
1962	1834	70.5	1947	74.9
1961	1923	73.9	1870	71.9
1960	1676	67.0	1877	75.1
1959	1965	75.5	1854	71.2
1958	1697	65.3	1735	66.7
1957	1985	77.1	1888	67.1
1956	2006	77.2	1743	67.0
1955	1892	72.7	1847	71.0
1954	1991	68.6	1897	64.8
1953	2053	69.2	1694	56.2
1952	1451	60.4	1412	58.8
1951	2355	65.3	2012	55.7
1950	1903	55.0	1698	49.9

MARRIOTT CENTER RECORDS

TEAM SINGLE GAME

- MOST FIELD GOALS ATTEMPTED
102 North Texas vs. BYU, Dec. 12, 1980
- MOST FIELD GOALS MADE
58 Southern Utah vs. South Alabama, Dec. 10, 1994
- BEST FIELD GOAL PERCENTAGE
.744 Georgetown vs. Oregon State, Mar. 19, 1982
- MOST THREE-POINT FIELD GOALS ATTEMPTED
51 Arizona State vs. BYU, Dec. 1, 1992
- MOST THREE-POINT FIELD GOALS MADE
16 Arizona State vs. BYU, Dec. 1, 1992
- BEST THREE-POINT FIELD GOAL PERCENTAGE
.778 BYU vs. Eastern Washington, 7/9, Nov. 25, 1989
- MOST FREE THROWS ATTEMPTED
47 BYU vs. Tulsa, Dec. 22, 1990
47 BYU vs. Southern Utah, Nov. 24, 1999
- MOST FREE THROWS MADE
37 BYU vs. Utah, Jan. 14, 1984
37 BYU vs. Utah State, Dec. 18, 1992
37 BYU vs. Southern Utah, Nov. 24, 1999
- BEST FREE THROW PERCENTAGE
1.000 SW Mo. vs. Santa Clara, 15/15, Dec. 14, 1984
.955 BYU vs. New Mexico, 21/22, Feb. 18, 1989
- MOST REBOUNDS
76 UCLA vs. Weber State, Mar. 16, 1972
- BIGGEST REBOUND MARGIN OVER OPPONENT
38 BYU vs. Morgan State, 59-21, Dec. 28, 1995
- MOST PERSONAL FOULS
34 North Texas vs. BYU, Dec. 12, 1980
34 Washington vs. BYU, Dec. 22, 1984
- FEWEST PERSONAL FOULS
5 BYU vs. Michigan State, Dec. 16, 1980
- ASSISTS
36 Southern Utah vs. South Alabama, Dec. 10, 1994
34 BYU vs. Northeast Louisiana, Jan. 4, 1975
34 BYU vs. Wyoming, Jan. 15, 1977
34 BYU vs. San Diego State, Mar. 1, 1980
- POINTS
140 Southern Utah vs. South Alabama, Dec. 10, 1994
- POINTS IN FIRST HALF
61 Southern Utah vs. South Alabama, Dec. 10, 1994
- POINTS IN SECOND HALF
79 Southern Utah vs. South Alabama, Dec. 10, 1994
- LARGEST SCORING MARGIN
68 So. Utah vs. So. Alabama, 140-72, Dec. 10, 1994
- FEWEST POINTS IN A GAME
25 BYU vs. Wyoming, Jan. 23, 1982
- FEWEST POINTS IN FIRST HALF
10 Air Force vs. BYU, Feb. 3, 2003
- FEWEST POINTS IN SECOND HALF
12 BYU vs. Wyoming, Jan 18, 1980
- FEWEST FIELD GOALS ATTEMPTED
29 Wyoming vs. BYU, Jan. 23, 1982
- FEWEST FIELD GOALS MADE
10 BYU vs. Wyoming, Jan. 23, 1982
10 BYU vs. Southern Utah, Dec. 14, 2000
- FEWEST FREE THROWS ATTEMPTED
2 UTEP vs. BYU, Feb. 15, 1973


- FEWEST FREE THROWS MADE
1 UTEP vs. BYU, Feb. 15, 1973
1 BYU vs. Niagara, Dec. 11, 1976
- MOST TURNOVERS COMMITTED
32 New Mexico vs. BYU, Jan. 30, 1976
- MOST BLOCKED SHOTS
17 BYU vs. E. Kentucky, Dec. 7, 1990
- MOST STEALS
19 BYU vs. James Madison, Dec. 19, 1990

INDIVIDUAL SINGLE GAME

- FIELD GOALS ATTEMPTED
36 Michael Brooks, La Salle vs. BYU, Dec. 15, 1979
- FIELD GOALS MADE
24 Michael Brooks, La Salle vs. BYU, Dec. 15, 1979
- FIELD GOAL PERCENTAGE (12 ATT)
.917 Scott Runia, BYU vs. Wyoming, 11/12, Feb. 11, 1978
.917 Devin Durrant, BYU vs. St. Mary's, 11/12, Dec. 10, 1983
- THREE-POINT FIELD GOALS ATTEMPTED
18 Jack Hurd, La Salle vs. BYU, Feb. 15, 1992
- THREE-POINT FIELD GOALS MADE
9 Jay Goodman, Utah St. vs. BYU, Nov. 24, 1990
- THREE-POINT FIELD GOAL PCT. (MIN. 5 ATT)
1.000 Nathan Call, BYU vs. Utah, 6/6, Mar. 3, 1991
1.000 D. Praylow, Wichita St. vs. BYU, 5/5, Jan. 28, 1989
1.000 Paris Bryant, Wyo. vs. BYU, 5/5, Jan. 26, 1991
1.000 Danny Bower, BYU vs. Wyoming, 5/5, Jan. 15, 1998
- FREE THROWS ATTEMPTED
19 Timo Saarelainen, BYU vs. Hawaii, Feb. 1, 1985
- FREE THROWS MADE
16 Keith Van Horn, Utah vs. BYU, 16/16, Mar. 2, 1996
16 David Rivers, Notre Dame vs. BYU, Jan. 13, 1986
- FREE THROW PERCENTAGE (12 ATT.)
1.000 Keith Van Horn, Utah vs. BYU, 16/16, Mar. 2, 1996
1.000 Andy Toolson, BYU vs. Calif., 14/14, Feb. 14, 1989
1.000 Marty Haws, BYU vs. Hawaii, 13/13, Feb. 2, 1990
1.000 K. Youngblood, USU vs. BYU, 13/13, Dec. 13, 1991
1.000 K. Roberts, BYU vs. S. Utah, 13/13, Dec. 9, 1994
1.000 D. Ainge, BYU vs. SDSU, 12/12, Mar. 1, 1980
1.000 F. Roberts, BYU vs. Wash., 12/12, Mar. 10, 1982
1.000 D. Durrant, BYU vs. Wyoming, 12/12, Jan. 26, 1984
- REBOUNDS
23 Alan Taylor, BYU vs. San Diego State, Mar. 1, 1980
23 Steve Trumbo, BYU vs. Air Force, Jan. 21, 1982
- POINTS SCORED
51 Michael Brooks, La Salle vs. BYU, Dec. 15, 1979
- ASSISTS
16 Mike May, BYU vs. Niagara, Dec. 11, 1976
15 Matt Montague, BYU vs. Idaho, Dec. 5, 2001
15 Matt Montague, BYU vs. Wyoming, Feb. 2, 2002
- BLOCKED SHOTS
14 Shawn Bradley, BYU vs. Eastern Kentucky, Dec. 7, 1990

COMBINED TEAM SINGLE GAME

- FIELD GOALS ATTEMPTED
175 Utah St. (97) vs. BYU (78), Jan. 22, 1972
175 N. Texas (102) vs. BYU (73), Dec. 12, 1980
- FIELD GOALS MADE
91 La Salle (47) vs. BYU (44), Dec. 15, 1979
- THREE-POINT FIELD GOALS ATTEMPTED
63 CS Northridge (38) vs. S. F. Austin (25) Dec. 9, 1995
- THREE-POINT FIELD GOALS MADE *23 UNM*
22 La Salle (13) vs. BYU (9), Feb. 15, 1992
- FREE THROWS ATTEMPTED
87 BYU (46) vs. Washington (41), Dec. 22, 1984
- FREE THROWS MADE
60 BYU (31) vs. Utah State (29), Nov. 24, 1990
- REBOUNDS
130 UCLA (76) vs. Weber State (54), Mar. 16, 1972
- PERSONAL FOULS
63 Washington (34) vs. BYU (29), Dec. 22, 1984
63 Utah (32) vs. BYU (31), Mar. 2, 1985
- PLAYERS DISQUALIFIED
6 BYU (3) vs. Colorado State (3), Mar. 5, 1976
6 BYU (4) vs. Utah State (2), Dec. 27, 1980
- POINTS SCORED
233 BYU (121) vs. Utah St. (112), OT, Dec. 19, '87
- LOST POSSESSIONS
60 New Mexico (32) vs. BYU (28), Jan. 30, 1976



DANNY BOWER

NCAA TOURNAMENT GAME HIGHS

POINTS

- 37, Danny Ainge vs UCLA (3/14/81)
- 30, Kresimir Cosic vs Utah State (3/13/71)
- 29, Michael Smith vs NC Charlotte (3/17/88)
- 27, Kresimir Cosic vs Long Beach (3/11/72)
- 27, Alan Taylor vs Clemson (3/8/80)
- 26, Gary Trost vs SMU (3/18/93)
- 25, Jeff Chatman vs New Orleans (3/12/87)
- 25, Mekeli Wesley vs Cincinnati (3/15/01)
- 24, Bob Quinney vs OCU (3/13/65)
- 24, Steve Kelly vs UCLA (3/18/71)
- 24, Nick Sanderson vs Kansas (3/20/93)
- 23, John Fairchild vs UCLA (3/12/65)
- 21, Danny Ainge vs Princeton (3/12/81)
- 21, Michael Smith vs Louisville (3/19/88)
- 21, Travis Hansen vs. UConn (3/20/03)
- 20, Russell Larson vs Tulane (3/16/95)
- 20, Kenneth Roberts vs Tulane (3/16/95)
- 18, Kari Liimo vs NMSU (3/8/69)

FIELD GOALS

- 14, Danny Ainge vs UCLA (3/14/81)
- 11, Jeff Chatman vs New Orleans (3/12/87)
- 11, Michael Smith vs NC Charlotte (3/17/88)
- 10, Bob Quinney vs OCU (3/13/65)
- 10, Kresimir Cosic vs Utah State (3/13/71)
- 10, Kenneth Roberts vs Tulane (3/16/95)
- 9, Steve Kelly vs UCLA (3/18/71)
- 9, Kresimir Cosic vs Long Beach (3/11/72)
- 9, Doug Richards vs Long Beach (3/11/72)
- 9, Russell Larson vs SMU (3/18/93)
- 8, John Fairchild vs UCLA (3/12/65)
- 8, Michael Smith vs Louisville (3/19/88)
- 8, Mekeli Wesley vs Cincinnati (3/15/01)
- 8, Travis Hansen vs. UConn (3/20/03)
- 7, Kari Liimo vs NMSU (3/8/69)
- 7, Jim Miller vs Pacific (3/20/71)
- 7, Scott Runia vs San Francisco (3/10/79)
- 7, Danny Ainge vs Princeton (3/12/81)
- 7, Kevin Nixon vs Louisiana State (3/19/92)
- 7, Nick Sanderson vs Kansas (3/20/93)

FIELD GOALS ATTEMPTED

- 25, Michael Smith vs New Orleans (3/12/87)
- 23, Dick Nemeika vs OCU (3/13/65)
- 22, Danny Ainge vs UCLA (3/14/81)
- 21, Steve Kelly vs Pacific (3/20/71)
- 21, Travis Hansen vs. UConn (3/20/03)
- 20, Kresimir Cosic vs Long Beach (3/11/72)
- 20, Michael Smith vs Louisville (3/19/88)
- 19, Kresimir Cosic vs Utah State (3/13/71)
- 19, Bernie Fryer vs UCLA (3/18/71)
- 18, Kevin Nixon vs Louisiana State (3/19/92)
- 18, Nick Sanderson vs Kansas (3/20/93)
- 17, John Fairchild vs UCLA (3/12/65)
- 17, Alan Taylor vs San Francisco (3/10/79)
- 17, Michael Smith vs NC Charlotte (3/17/88)
- 16, Doug Howard vs NMSU (3/8/69)
- 16, Danny Ainge vs Princeton (3/12/81)
- 16, Kenneth Roberts vs Tulane (3/16/95)

THREE-POINT FIELD GOALS

- 6, Nick Sanderson vs Kansas (3/20/93)
- 5, Nick Sanderson vs Louisiana State (3/19/92)

- 4, Michael Smith vs Louisville (3/19/88)
- 3, Robbie Reid vs Tulane (3/16/95)
- 3, Trent Whiting vs Cincinnati (3/15/01)
- 2, Nathan Call vs NC Charlotte (3/17/88)
- 2, Andy Toolson vs Clemson (3/15/90)
- 2, Kevin Santiago vs Clemson (3/15/90)
- 2, Nick Sanderson vs SMU (3/18/93)

THREE-POINT FIELD GOALS ATTEMPTED

- 15, Nick Sanderson vs Kansas (3/20/93)
- 13, Nick Sanderson vs Louisiana State (3/19/92)
- 9, Michael Smith vs Louisville (3/19/88)
- 8, Trent Whiting vs Cincinnati (3/15/01)
- 7, Mark Bigelow vs. UConn (3/20/03)
- 6, Andy Toolson vs Clemson (3/15/90)
- 6, Robbie Reid vs Tulane (3/16/95)
- 4, Mark Heslop vs Arizona (3/16/91)
- 4, Kevin Woodberry vs. UConn (3/20/03)
- 3, Michael Smith vs New Orleans (3/12/87)
- 3, Nick Sanderson vs SMU (3/18/93)
- 3, Kevin Nixon vs SMU (3/18/93)
- 3, Travis Hansen vs. UConn (3/20/03)

FREE THROWS

- 13, Bernie Fryer vs Utah State (3/13/71)
- 9, Kresimir Cosic vs Long Beach (3/11/72)
- 9, Danny Ainge vs UCLA (3/14/81)
- 9, Jim Usevitch vs Louisville (3/19/88)
- 8, John Fairchild vs OCU (3/13/65)
- 8, Marty Haws vs NC Charlotte (3/17/88)
- 8, Mekeli Wesley vs Cincinnati (3/15/01)
- 7, John Fairchild vs UCLA (3/12/65)
- 7, Fred Roberts vs Princeton (3/12/81)
- 7, Danny Ainge vs Princeton (3/12/81)
- 7, Gary Trost vs SMU (3/18/93)
- 6, Steve Kelly vs UCLA (3/18/71)
- 6, Randy Reid vs Kansas (3/20/93)

FREE THROWS ATTEMPTED

- 15, Bernie Fryer vs Utah State (3/13/71)
- 12, John Fairchild vs OCU (3/13/65)
- 10, Fred Roberts vs Princeton (3/12/81)
- 10, Danny Ainge vs UCLA (3/14/81)
- 10, Jim Usevitch vs Louisville (3/19/88)
- 10, Gary Trost vs SMU (3/18/93)
- 9, Kresimir Cosic vs Long Beach (3/11/72)
- 9, Marty Haws vs NC Charlotte (3/17/88)
- 9, Mekeli Wesley vs Cincinnati (3/15/01)
- 8, John Fairchild vs UCLA (3/12/65)

REBOUNDS

- 23, Kresimir Cosic vs UCLA (3/18/71)
- 21, John Fairchild vs OCU (3/13/65)
- 15, Michael Smith vs New Orleans (3/12/87)
- 13, John Fairchild vs UCLA (3/12/65)
- 13, Paul Ruffner vs NMSU (3/8/69)
- 13, Kresimir Cosic vs Pacific (3/20/71)
- 13, Kresimir Cosic vs Long Beach (3/11/72)
- 13, Brian Ambrozich vs Long Beach (3/11/72)
- 13, Steve Trumbo vs UCLA (3/14/81)
- 13, Michael Smith vs NC Charlotte (3/17/88)
- 12, Steve Kramer vs Temple (3/14/66)
- 11, Kresimir Cosic vs Utah State (3/13/71)
- 11, Michael Smith vs Louisville (3/19/88)
- 11, Gary Trost vs Virginia (3/14/91)
- 11, Gary Trost vs Virginia (3/16/91)
- 10, Steve Trumbo vs Washington (3/10/82)

- 10, Greg Kite vs Washington (3/10/82)
- 10, Jared Miller vs SMU (3/18/93)
- 10, Jared Miller vs Kansas (3/20/93)

ASSISTS

- 8, Randy Reid vs SMU (3/18/93)
- 8, Gary Trost vs Kansas (3/20/93)
- 7, Steve Craig vs UCLA (3/14/81)
- 7, Nathan Call vs Arizona (3/16/91)
- 7, Nathan Call vs Louisiana State (3/19/92)
- 6, Bernie Fryer vs UCLA (3/18/71)
- 6, Steve Kelly vs Pacific (3/20/71)
- 6, Brian Taylor vs NC Charlotte (3/17/88)
- 6, Robbie Reid vs Tulane (3/16/95)

BLOCKED SHOTS


- 10, Shawn Bradley vs Virginia (3/14/91)
- 4, Greg Kite vs UCLA (3/14/81)
- 2, Jeff Chatman vs Louisville (3/19/88)
- 2, Kenneth Roberts vs Arizona (3/16/91)
- 2, Steve Schreiner vs Arizona (3/16/91)
- 2, Shawn Bradley vs Arizona (3/16/91)
- 2, Jared Miller vs Arizona (3/16/91)
- 2, Travis Hansen vs. UConn (3/20/03)

STEALS

- 5, Robbie Reid vs Tulane (3/16/95)
- 4, Nathan Call vs Louisiana State (3/19/92)
- 3, Alan Taylor vs San Francisco (3/10/79)
- 3, Danny Ainge vs UCLA (3/14/81)
- 3, Danny Ainge vs Notre Dame (3/19/81)
- 3, Andy Toolson vs Clemson (3/15/90)
- 3, Travis Hansen vs. UConn (3/20/03)

MINUTES

- 42, Michael Smith vs NC Charlotte (3/17/88)-OT
- 40, Fred Roberts vs Princeton (3/12/81)
- 40, Danny Ainge vs Princeton (3/12/81)
- 40, Steve Trumbo vs Notre Dame (3/19/81)
- 40, Danny Ainge vs Notre Dame (3/19/81)
- 40, Andy Toolson vs Clemson (3/15/90)
- 40, Gary Trost vs SMU (3/18/93)
- 39, Danny Ainge vs UCLA (3/14/81)
- 38, Danny Ainge vs Virginia (3/21/81)



NIT INDIVIDUAL GAME HIGHS

POINTS

- 27, Dick Nemelka vs Temple (3/14/66)
- 23, Travis Hansen vs UC Irvine (3/14/02)
- 22, Fred Roberts vs Washington (3/10/82)
- 22, Russell Larson vs ASU (3/17/94)
- 21, Gary Hill vs NYU (3/19/66)
- 21, Craig Raymond vs NYU (3/19/66)
- 20, Tom Gneiting vs SMU (3/13/86)
- 20, Jeff Chatman vs California Irvine (3/18/86)
- 19, Terrell Lyday vs Southern Illinois (3/20/00)
- 17, Richie Webb vs Ohio State (3/21/86)
- 17, Travis Hansen at Memphis (3/20/02)
- 17, Mark Bigelow at Memphis (3/20/02)

FIELD GOALS

- 10, Dick Nemelka vs Temple (3/14/66)
- 10, Craig Raymond vs NYU (3/19/66)
- 9, Jeff Chatman vs Calif. Irvine (3/18/86)
- 9, Russell Larson vs ASU (3/17/94)
- 8, Travis Hansen vs UC Irvine (3/14/02)
- 8, Terrell Lyday vs Southern Illinois (3/20/00)
- 7, Travis Hansen at Memphis (3/20/02)
- 7, Richie Webb vs SMU (3/13/86)
- 7, Jeff Chatman vs Ohio State (3/21/86)
- 7, Richie Webb vs Ohio State (3/21/86)
- 6, Steve Trumbo vs Washington (3/10/82)
- 6, Scott Sinek vs Washington (3/10/82)
- 6, Russell Larson vs Fresno State (3/22/94)
- 6, Mekeli Wesley vs Bowling Green (3/15/00)
- 6, Eric Nielsen vs Bowling Green (3/15/00)

FIELD GOALS ATTEMPTED

- 20, Steve Kramer vs NYU (3/19/66)
- 19, Terrell Lyday vs Southern Illinois (3/20/00)
- 18, Dick Nemelka vs Temple (3/14/66)
- 18, Jeff Congdon vs Temple (3/14/66)
- 18, Jeff Chatman vs Calif. Irvine (3/18/86)
- 18, Jeff Chatman vs Ohio State (3/21/86)
- 16, Travis Hansen vs Memphis (3/20/02)
- 14, Terrell Lyday vs Notre Dame (3/22/00)
- 13, Travis Hansen vs UC Irvine (3/14/02)
- 12, Bob Capener vs SMU (3/13/86)
- 12, Tom Gneiting vs SMU (3/13/86)

THREE-POINT FIELD GOALS

- 5, Terrell Lyday vs Bowling Green (3/15/00)
- 4, Daniel Bobik at Memphis (3/20/02)
- 3, Mark Bigelow vs UC Irvine (3/14/02)
- 3, Mark Bigelow at Memphis (3/20/02)
- 3, Robbie Reid vs ASU (3/17/94)
- 3, Michael Vranes vs Southern Illinois (3/20/00)
- 2, Robbie Reid vs Fresno State (3/22/94)
- 2, Randy Reid vs Fresno State (3/22/94)
- 2, Mekeli Wesley vs Notre Dame (3/22/00)
- 2, Michael Vranes vs Notre Dame (3/22/00)
- 2, Terrell Lyday vs Notre Dame (3/22/00)
- 2, John Allen vs Notre Dame (3/22/00)

THREE-POINT FIELD GOALS ATTEMPTED

- 11, Terrell Lyday vs Notre Dame (3/22/00)

- 7, Robbie Reid vs ASU (3/17/94)
- 6, Robbie Reid vs Fresno State (3/22/94)
- 6, Terrell Lyday vs Bowling Green (3/15/00)
- 6, Terrell Lyday vs Southern Illinois (3/20/00)
- 6, Mark Bigelow vs UC Irvine (3/14/02)

FREE THROWS

- 12, Fred Roberts vs Washington (3/10/82)
- 8, Steve Kramer vs Temple (3/14/66)
- 8, Tom Gneiting vs SMU (3/13/86)
- 7, Richie Webb vs Calif. Irvine (3/18/86)
- 7, Bob Capener vs Ohio State (3/21/86)
- 5, Dick Nemelka vs NYU (3/19/66)
- 6, Kenneth Roberts vs ASU (3/17/94)
- 6, Travis Hansen vs UC Irvine (3/14/02)

FREE THROWS ATTEMPTED

- 12, Fred Roberts vs Washington (3/10/82)
- 11, Dick Nemelka vs Temple (3/14/66)
- 10, Jeff Chatman vs SMU (3/13/86)
- 10, Tom Gneiting vs SMU (3/13/86)
- 8, Richie Webb vs Calif. Irvine (3/18/86)
- 8, Bob Capener vs Calif. Irvine (3/18/86)
- 8, Bob Capener vs Ohio State (3/21/86)
- 8, Kenneth Roberts vs ASU (3/17/94)
- 7, Travis Hansen vs UC Irvine (3/14/02)
- 7, Craig Raymond vs NYU (3/19/66)
- 6, Randy Reid vs Fresno State (3/22/94)
- 6, Mark Bigelow vs UC Irvine (3/14/02)

REBOUNDS

- 18, Craig Raymond vs NYU (3/19/66)
- 13, Tom Gneiting vs Calif. Irvine (3/18/86)
- 12, Tom Gneiting vs SMU (3/13/86)
- 11, Tom Gneiting vs Ohio State (3/21/86)
- 9, Russell Larson vs ASU (3/17/94)
- 9, Robbie Reid vs Fresno State (3/22/94)
- 9, Mekeli Wesley vs Southern Illinois (3/20/00)
- 7, Mekeli Wesley vs Bowling Green (3/15/00)
- 7, David Nielsen vs Bowling Green (3/15/00)

ASSISTS

- 12, Matt Montague vs UC Irvine (3/14/02)
- 10, Matt Montague vs Southern Illinois (3/20/00)
- 8, Richie Webb vs Calif. Irvine (3/18/86)
- 8, Bob Capener vs Calif. Irvine (3/18/86)
- 8, Matt Montague vs Notre Dame (3/22/00)
- 6, Bob Capener vs SMU (3/13/86)
- 6, Robbie Reid vs Fresno State (3/22/94)
- 6, Nathan Cooper vs Bowling Green (3/15/00)
- 5, Steve Kramer vs Temple (3/14/66)
- 5, Gary Hill vs Temple (3/14/66)
- 5, Gary Hill vs NYU (3/19/66)
- 5, Matt Montague at Memphis (3/20/02)
- 5, Travis Hansen at Memphis (3/20/02)

BLOCKED SHOTS

- 4, Greg Kite vs Washington (3/10/82)
- 3, Kenneth Roberts vs ASU (3/17/94)
- 2, Alan Pollard vs SMU (3/13/86)
- 2, Jeff Chatman vs Ohio State (3/21/86)

STEALS

- 5, Richie Webb vs SMU (3/13/86)
- 4, Mark Bigelow at Memphis (3/20/02)
- 3, Travis Hansen vs UC Irvine (3/14/02)
- 3, Alan Pollard vs Calif. Irvine (3/18/86)
- 3, David Nielsen vs Bowling Green (3/15/00)
- 3, Michael Vranes vs Southern Illinois (3/20/00)

MINUTES

- 40, Steve Trumbo vs Washington (3/10/82)
- 40, Richie Webb vs SMU (3/13/86)
- 40, Tom Gneiting vs SMU (3/13/86)
- 39, Robbie Reid vs Fresno State (3/22/94)
- 38, Tom Gneiting vs Ohio State (3/21/86)
- 38, Richie Webb vs Ohio State (3/21/86)
- 38, Robbie Reid vs ASU (3/17/94)
- 38, Terrell Lyday vs Notre Dame (3/22/00)
- 37, Bob Capener vs Calif. Irvine (3/18/86)
- 34, Michael Vranes vs Bowling Green (3/15/00)
- 34, David Nielsen vs Bowling Green (3/15/00)
- 34, Matt Montague vs UC Irvine (3/14/02)

CAREER POINTS (1966-2002)

Steve Kramer	61
Dick Nemelka	57
Richie Webb	52
Tom Gneighting	48
Jeff Chatman	45
Terrell Lyday	42
Jeff Congdon	42
Travis Hansen	40
Mekeli Wesley	39
Bob Capener	38
Craig Raymond	36
Michael Vranes	37
Eric Nielsen	37
Russell Larson	35
Mark Bigelow	32



INDIVIDUAL RECORDS

PLACE	CATEGORY	STAT	PLAYER
T-1st	Blocked Shots/single game:	14	Shawn Bradley, vs. E. Kentucky 12/07/90
1st	Blocks by freshman/season	177	Shawn Bradley, 1991
2nd	Blocks Avg. by freshman/season	5.21	Shawn Bradley, 1991
4th	Blocked Shots/season	177	Shawn Bradley, 1991
9th	Blocked shots Avg./season	5.21	Shawn Bradley, 1991
T-18th	Rebounds/single game	27	Scott Warner vs. Texas Tech 12/18/69
T-19th	Free Throw Percentage/career	87.8	Michael Smith
T-21st	Free Throw Percentage/season	92.5	Michael Smith, 1989

TEAM RECORDS

PLACE	CATEGORY	STAT	SEASON/OPPONENT
2nd	Free-throw percentage/season	81.5	1989
5th	Blocked Shots/season	246	1991
T-7th	Blocked Shots/game	17	vs. E. Kentucky, 12/07/90
14th	Blocked Shots/game avg.	7.24	1991
T-17th	Free-throw percentage/game	93.8	vs. Weber State, 12/28/00
19th	All-Time Victories	1450	
T-40th	All-Time Winning Percentage	.609	

NCAA ANNUAL CHAMPIONS

Team Free Throw Percentage	81.5	1989
	77.3	1995
	78.0	2001
Individual Blocked Shot Average	5.21	Shawn Bradley, 1991
Individual Free-Throw Percentage	92.5	Michael Smith, 1989

SCORING LEADERS

There have been 394 players in the history of the NCAA to score at least 2,000 points in their career. Three BYU players – Danny Ainge, Michael Smith and Devin Durrant – have accomplished the feat. Ainge scored 2,467, Smith 2,319 and Durrant 2,285 for the Cougars.

NATION'S LONGEST RIVALRIES/CONSECUTIVE YEARS

102	Colombia vs. Yale	1902-2003
102	Princeton vs. Yale	1902-2003
101	Pennsylvania vs. Princeton	1903-2003
100	Columbia vs. Pennsylvania	1904-2003
100	Cornell vs. Pennsylvania	1904-2003
99	Maine vs. New Hampshire	1905-2003
98	Idaho vs. Washington St.	1906-2003
97	Kansas vs. Kansas St.	1907-2003
97	Kansas vs. Missouri	1907-2003
96	Kansas St. Nebraska	1908-2003
95	BYU vs. Utah	1909-2003

MOST GAMES PLAYED (RIVALRY)

10th	BYU vs. Utah	234 games
------	--------------	-----------

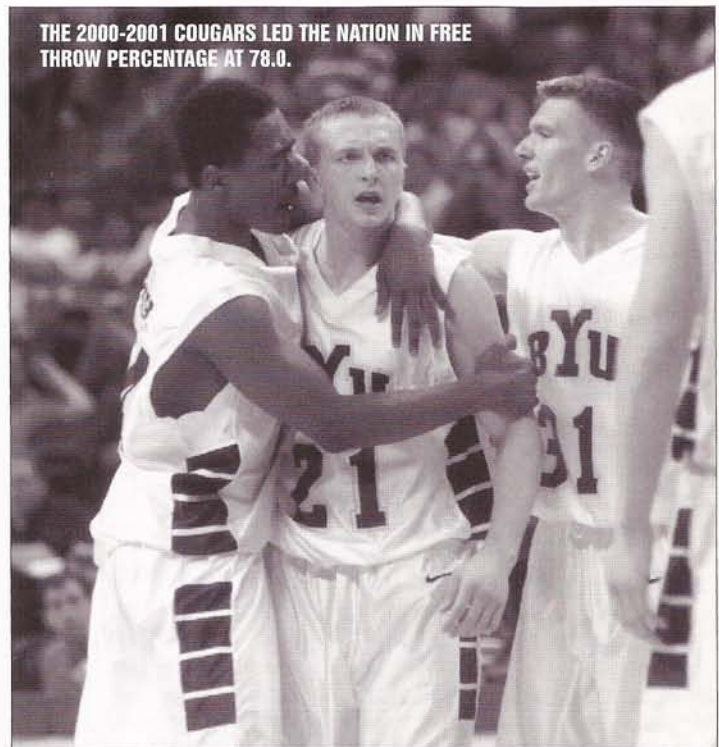

YEARS RANKED/HIGHEST RANKING

A.P. POLL

YEAR	RANK
1950-51	11
1953-54	19
1955-56	5
1964-65	9
1965-66	6
1966-67	7
1970-71	20
1971-72	6
1972-73	12
1979-80	12
1980-81	15
1981-82	15
1987-88	4
1992-93	21

FINAL REGULAR SEASON RANKINGS

1951	11th (AP)	10th (UPI)
1953	19th (AP)	
1957	14th (UPI)	
1965	9th (AP)	6th (UPI)
1966	19th (AP)	
1971	20th (AP)	11th (UPI)
1972	9th (AP)	9th (UPI)
1980	12th (AP)	12th (UPI)
1981	16th (AP)	17th (UPI)
1988	19th (AP)	17th (UPI)



<CUMULATIVE STATS>



Year	Gms	Minutes	FG	FGA	FG%	3 FG	3 FGA	3-FG%	FT	FTA	FT%	O-RB	D-RB	Total Reb.	RB Avg	PF	FO
1948-49	34		837						442	654	0.676					607	
1949-50	34		670	1977	0.339				420	668	0.629					563	
1950-51	37		920	2811	0.352				597	902	0.660			1457	39.4	709	25
1951-52	24		576	1756	0.328				299	482	0.620			901	37.5	442	15
1952-53	30		743		0.330				566		0.660			1392	46.4	558	22
1953-54	28		697		0.330				529		0.610			1335	47.7	539	9
1954-55	26		685	2104	0.326				522	808	0.646			1268	48.8	521	
1955-56	26		735	2032	0.362				536	770	0.696			1451	55.8	473	20
1956-57	28		688	1956	0.352				609	831	0.733			1230	43.9	508	18
1957-58	26		646	1731	0.373				405	650	0.623			1279	49.2	513	22
1958-59	26		751	1822	0.412				436	698	0.625			1402	53.9	470	22
1959-60	25		630	1653	0.381				416	613	0.679			1168	46.7	459	18
1960-61	26		736	1790	0.411				451	670	0.673			1255	48.3	524	
1961-62	26		725	1910	0.380				390	604	0.646			1293	49.7	530	
1962-63	26		745	1825	0.408				495	701	0.706			1273	49.0	596	
1663-64	25		775	1775	0.437				424	605	0.701			1220	48.8	508	
1964-65	28		1014	2122	0.478				611	825	0.741			1457	52.0	584	
1965-66	25		946	1898	0.498				496	693	0.720			1346	53.8	488	
1966-67	24		762	1550	0.492				436	644	0.678			1117	46.5	519	
1967-68	25		787	1803	0.436				490	720	0.681			1276	51.0	498	
1968-69	28		903	2029	0.445				519	785	0.661			1438	51.4	574	
1969-70	26		812	1859	0.437				472	718	0.657			1369	52.7	534	
1970-71	29		918	1933	0.475				565	805	0.702			1352	46.6	403	
1971-72	26		801	1659	0.483				526	736	0.715			1206	46.4	435	12
1972-73	26		822	1701	0.483				428	594	0.721			1240	47.7	365	
1973-74	26		788	1730	0.455				439	581	0.756			1137	43.7	492	12
1974-75	26		819	1725	0.475				424	613	0.692			1119	43.0	552	24
1975-76	26		805	1722	0.467				405	585	0.692			1162	44.7	572	31
1976-77	27		800	1706	0.469				413	571	0.723			1071	39.7	579	24
1977-78	30		957	1974	0.485				515	725	0.710			1126	37.5	640	39
1978-79	28		940	1778	0.529				501	717	0.699			1176	42.0	587	29
1979-80	29		955	1830	0.529				511	722	0.708			1224	42.2	543	21
1980-81	32		960	1954	0.491				600	840	0.714			1366	42.7	591	29
1981-82	30		697	1511	0.461				491	689	0.712			1118	37.2	507	14
1982-83	29		761	1652	0.461				492	687	0.716			1111	38.3	560	27
1983-84	31		896	1762	0.509				641	855	0.75			1076	34.7	624	17
1984-85	29		821	1773	0.463				533	789	0.676			1048	36.1	671	29
1985-86	32		897	1917	0.468				534	769	0.694			1171	36.6	654	22
1986-87	32		965	1972	0.489	127	318	0.399	577	773	0.746			1186	37.1	673	15
1987-88	32		976	1839	0.531	146	323	0.452	637	835	0.763			1160	36.3	597	15
1988-89	29		838	1675	0.500	135	359	0.376	527	647	0.815			968	33.4	574	14
1989-90	30		739	1482	0.499	140	311	0.450	492	684	0.719			925	30.8	584	21
1990-91	34		876	1796	0.488	121	303	0.399	581	825	0.704	348	811	1257	37.0	660	18
1991-92	32		877	1762	0.498	214	497	0.431	599	813	0.737	302	760	1176	36.8	621	20
1992-93	34	6875	948	1905	0.498	161	443	0.363	697	909	0.767	405	837	1324	38.9	721	15
1993-94	32	6453	876	1779	0.492	141	444	0.318	647	880	0.735	330	741	1185	37.0	691	21
1994-95	32	6481	809	1743	0.464	170	486	0.350	617	798	0.773	338	693	1124	35.1	601	22
1995-96	28	5602	802	1690	0.475	112	335	0.334	587	767	0.765	307	652	1061	37.9	599	
1996-97	26	5218	578	1453	0.398	99	379	0.261	292	453	0.645	246	483	824	31.7	505	18
1997-98	30	6081	589	1571	0.375	194	638	0.304	534	749	0.713	328	620	1060	35.3	638	
1998-99	28	5650	671	1487	0.451	176	474	0.371	491	677	0.725	254	659	913	32.6	585	28
1999-2000	33	6624	795	1725	0.461	192	515	0.373	546	784	0.696	299	819	1118	33.9	640	15
2000-2001	33	6600	744	1620	0.459	185	485	0.381	651	835	0.780	292	760	1052	31.9	691	23
2001-2002	30	6076	711	1514	0.470	170	428	0.397	523	688	0.760	265	735	1000	33.3	561	18
2002-03	32	6425	765	1654	0.463	194	517	0.375	575	762	0.755	353	781	1134	35.4	688	23



Year	PF	FO	Assts	TO	Blocks	Steals	Points	PPG	Wins	Loss	Win %	Conf.Wins	Conf. Loss	Conf., Place
1948-49	607						2116	58.8	21	13	0.618	12	8	4th, SC
1949-50	563						1760	55.0	22	12	0.647	14	6	1st, SC
1950-51	709	25	405				2416	65.3	28	9	0.757	15	5	1st, SC
1951-52	442	15	171				1451	60.4	14	10	0.583	9	5	2nd, SC
1952-53	558	22					2052	68.5	22	8	0.733	11	3	2nd, SC
1953-54	539	9					1923	68.6	18	11	0.621	9	5	3rd, SC
1954-55	521						1892	72.8	13	13	0.500	10	4	2nd, SC
1955-56	473	20					2006	77.2	18	8	0.692	10	4	2nd, SC
1956-57	508	18					1985	70.1	19	9	0.679	11	3	1st, SC
1957-58	513	22					1697	65.3	12	14	0.462	9	5	T2nd, SC
1958-59	470	22					1965	75.6	15	11	0.577	8	6	4th, SC
1959-60	459	18					1676	67.0	8	17	0.320	5	9	5th, SC
1960-61	524						1923	74.0	15	11	0.577	9	5	3rd, SC
1961-62	530						1834	70.5	10	16	0.385	5	9	
1962-63	596						1985	76.3	12	14	0.462	6	4	2nd, WAC
1963-64	508						1974	79.0	13	12	0.520	5	5	3rd, WAC
1964-65	584						2639	94.3	21	7	0.750	8	2	1st, WAC
1965-66	488						2388	95.5	20	5	0.800	6	4	2nd, WAC
1966-67	519						1960	81.7	14	10	0.583	8	2	T1st, WAC
1967-68	498						2064	85.6	13	12	0.52	4	6	T4th, WAC
1968-69	574						2325	83.0	16	12	0.571	6	4	T1st, WAC
1969-70	534						2096	80.6	8	18	0.308	4	10	7th, WAC
1970-71	403						2401	82.8	18	11	0.621	10	4	1st, WAC
1971-72	435	12					2128	81.8	21	5	0.808	12	2	1st, WAC
1972-73	365						2068	79.5	19	7	0.731	9	5	T2nd, WAC
1973-74	492	12					2015	77.5	11	15	0.423	6	8	6th, WAC
1974-75	552	24					2062	79.3	12	14	0.462	5	9	6th, WAC
1975-76	572	31	445				2015	77.5	12	14	0.462	6	8	T5th, WAC
1976-77	579	24	444				2013	74.6	12	15	0.444	4	10	7th, WAC
1977-78	640	39	565	475	70	168	2429	81.0	12	18	0.400	6	8	T4th, WAC
1978-79	587	29	540	489	97	172	2381	85.0	20	8	0.714	10	2	1st, WAC
1979-80	543	21	560	450	103	144	2421	83.5	24	5	0.828	13	1	1st, WAC
1980-81	591	29	542	476	117	157	2520	78.8	25	7	0.781	12	4	3rd, WAC
1981-82	507	14	450	444	90	127	1885	62.8	17	13	0.567	9	7	T4th, WAC
1982-83	560	27	445	394	133	173	2014	69.4	15	14	0.517	11	5	T1st, WAC
1983-84	624	17	495	444	75	196	2433	78.5	20	11	0.645	12	4	2nd, WAC
1984-85	671	29	438	364	64	183	2175	75.0	15	14	0.517	9	7	T3rd, WAC
1985-86	654	22	496	452	102	187	2328	72.8	18	14	0.563	11	5	4th, WAC
1986-87	673	15	540	423	109	201	2634	82.3	21	11	0.656	12	4	2nd, WAC
1987-88	597	15	597	442	86	205	2735	85.5	26	6	0.813	13	3	1st, WAC
1988-89	574	14	438	392	25	175	2338	80.6	14	15	0.483	7	9	5th, WAC
1989-90	584	21	467	369	47	191	2110	70.3	21	9	0.700	11	5	T1st, WAC
1990-91	660	18	565	473	246	175	2454	72.2	21	13	0.618	11	5	2nd, WAC
1991-92	621	20	564	451	94	219	2567	80.2	25	7	0.781	12	4	T1st, WAC
1992-93	721	15	613	566	127	214	2754	81.0	25	9	0.735	15	3	T1st, WAC
1993-94	691	21	482	474	108	219	2540	79.4	22	10	0.688	12	6	3rd, WAC
1994-95	601	22	498	448	99	225	2405	75.2	22	10	0.688	13	5	T2nd, WAC
1995-96	599		479	386	71	185	2303	82.3	15	13	0.536	9	9	5th, WAC
1996-97	505	18	316	425	53	147	1547	59.5	1	25	0.038	0	16	8th, WAC Mtn
1997-98	638		355	486	72	194	1906	63.5	9	21	0.300	4	10	6th, WAC Mtn
1998-99	585	28	359	484	87	188	2009	71.8	12	16	0.429	6	8	5th, WAC Pac
1999-2000	640	15	478	453	73	236	2328	70.5	22	11	0.667	7	7	6th, MWC
2000-2001	691	23	414	454	108	203	2324	70.4	24	9	0.727	10	4	T1st, MWC
2001-2002	561	18	420	412	92	158	2115	70.5	18	12	0.600	7	7	T4th, MWC
2002-2003	688	23	428	436	82	222	2299	71.8	23	9	0.719	11	3	T1st, MWC

CONFERENCE COACHING RECORDS

YEAR	COACH	CONF. FINISH	(REC.)	OVERALL	OFF.	DEF.	DIFF.	
2003	Steve Cleveland	1st	MWC	11-3	23-9	71.8	63.5	+8.3
2002	Steve Cleveland	T4th	MWC	7-7	18-12	70.5	65.0	+5.5
2001	Steve Cleveland	1st	MWC	10-4	24-9	70.4	62.7	+7.7
2000	Steve Cleveland	6th	MWC	(7-7)	22-11	70.5	63.8	+6.7
1999	Steve Cleveland	5th	WAC	(6-8)	12-16	71.8	73.4	-1.6
1998	Steve Cleveland	6th	WAC	(4-10)	9-21	63.5	69.8	-6.3
1997	Tony Ingle	16th	WAC	(0-16)	0-19	58.3	78.9	-20.6
1997	Roger Reid		WAC	(0-0)	1-6	62.9	80.3	-17.4
1996	Roger Reid	5th	WAC	(9-9)	15-13	82.3	78.4	+3.9
1995	Roger Reid	2nd	WAC	(13-5)	22-10	75.2	69.2	+6.0
1994	Roger Reid	3rd	WAC	(12-6)	22-10	79.4	74.4	+5.0
1993	Roger Reid	1st	WAC	(15-3)	25-9	81.0	71.9	+9.1
1992	Roger Reid	1st	WAC	(12-4)	25-7	80.2	69.6	+10.6
1991	Roger Reid	2nd	WAC	(11-5)	21-13	72.2	68.7	+3.5
1990	Roger Reid	1st	WAC	(11-5)	21-9	70.3	65.7	+4.6
1989	Ladell Andersen	5th	WAC	(7-9)	14-15	80.6	80.1	+0.5
1988	Ladell Andersen	1st	WAC	(13-3)	26-6	85.5	76.2	+9.3
1987	Ladell Andersen	2nd	WAC	(12-4)	21-11	82.3	77.2	+5.1
1986	Ladell Andersen	4th	WAC	(11-5)	18-14	72.8	70.6	+2.2
1985	Ladell Andersen	3rd	WAC	(9-7)	15-14	75.0	74.4	+0.6
1984	Ladell Andersen	2nd	WAC	(12-4)	20-11	78.5	75.0	+3.5
1983	Frank Arnold	1st	WAC	(11-5)	15-14	69.5	66.2	+3.3
1982	Frank Arnold	4th	WAC	(9-7)	17-13	62.8	58.4	+4.4
1981	Frank Arnold	3rd	WAC	(12-4)	25-7	78.8	71.1	+7.7
1980	Frank Arnold	1st	WAC	(13-1)	24-5	83.5	72.5	+11.0
1979	Frank Arnold	1st	WAC	(10-2)	20-8	85.0	76.6	+8.4
1978	Frank Arnold	4th	WAC	(6-8)	12-18	81.0	83.2	-2.2
1977	Frank Arnold	7th	WAC	(4-10)	12-15	74.6	75.1	-0.5
1976	Frank Arnold	5th	WAC	(6-8)	12-14	77.5	83.9	-6.4
1975	Glenn Potter	6th	WAC	(5-9)	12-14	79.3	80.3	-1.0
1974	Glenn Potter	6th	WAC	(6-8)	11-15	77.5	83.9	-6.4
1973	Glenn Potter	2nd	WAC	(9-5)	19-7	79.5	74.6	+4.9
1972	Stan Watts	1st	WAC	(12-2)	21-5	81.8	74.1	+7.7
1971	Stan Watts	1st	WAC	(10-4)	18-11	82.8	79.1	+3.7
1970	Stan Watts	7th	WAC	(4-10)	8-18	80.7	84.1	-3.4
1969	Stan Watts	1st	WAC	(6-4)	16-12	83.0	80.7	+2.3
1968	Stan Watts	4th	WAC	(4-6)	13-12	82.6	78.2	+4.4
1967	Stan Watts	1st	WAC	(8-2)	14-10	81.7	76.1	+5.6
1966	Stan Watts	2nd	WAC	(6-4)	20-9	95.5	82.9	+12.6
1965	Stan Watts	1st	WAC	(8-2)	21-7	94.3	84.1	+10.2
1964	Stan Watts	3rd	WAC	(5-5)	13-12	79.0	80.2	-1.2
1963	Stan Watts	2nd	WAC	(6-4)	12-14	77.1	78.3	-1.2
1962	Stan Watts	4th	MSC	(5-9)	10-16	70.5	74.9	-4.4
1961	Stan Watts	3rd	MSC	(9-5)	15-11	73.9	71.9	+2.0
1960	Stan Watts	5th	MSC	(5-9)	9-17	67.0	75.1	-8.1
1959	Stan Watts	4th	MSC	(8-6)	15-11	75.5	71.2	+4.3
1958	Stan Watts	2nd	MSC	(9-5)	13-13	65.3	66.7	-1.4
1957	Stan Watts	1st	MSC	(11-3)	19-9	70.7	67.1	+3.6
1956	Stan Watts	2nd	MSC	(10-4)	18-8	77.2	67.0	+10.2
1955	Stan Watts	2nd	MSC	(10-4)	13-13	72.7	71.0	+1.7
1954	Stan Watts	2nd	MSC	(9-5)	18-11	68.6	64.8	+3.83
1953	Stan Watts	2nd	MSC	(11-3)	22-8	69.2	56.2	+13.0
1952	Stan Watts	2nd	MSC	(9-5)	14-10	60.4	58.8	+1.6
1951	Stan Watts	1st	RMC	(15-5)	28-8	65.3	55.7	+9.6
1950	Stan Watts	1st	RMC	(14-6)	22-12	55.0	49.9	+5.1

WAC=Western Athletic Conference; MSC=Mountain State Conference;
RMC=Rocky Mountain Conference

MARRIOTT CENTER W/L RECORDS


YEARS	HEAD COACH	W/L	PCT.
1971-72	Stan Watts	12-0	1.000
1972-73	Glenn Potter	11-3	.786
1973-74	Glenn Potter	6-4	.600
1974-75	Glenn Potter	9-6	.533
1975-76	Frank Arnold	7-5	.583
1976-77	Frank Arnold	6-6	.500
1977-78	Frank Arnold	9-4	.692
1978-79	Frank Arnold	14-0	1.00
1979-80	Frank Arnold	12-2	.857
1980-81	Frank Arnold	13-0	1.00
1981-82	Frank Arnold	11-5	.688
1982-83	Frank Arnold	9-6	.600
1983-84	Ladell Andersen	14-1	.933
1984-85	Ladell Andersen	9-5	.643
1985-86	Ladell Andersen	12-4	.750
1986-87	Ladell Andersen	10-4	.786
1987-88	Ladell Andersen	16-2	.889
1988-89	Ladell Andersen	10-5	.667
1989-90	Roger Reid	15-0	1.00
1990-91	Roger Reid	10-6	.625
1991-92	Roger Reid	14-1	.933
1992-93	Roger Reid	13-1	.929
1993-94	Roger Reid	14-2	.875
1994-95	Roger Reid	14-0	1.000
1995-96	Roger Reid	11-4	.733
1996-97	Roger Reid	1-4	.143
1996-97	Tony Ingle	0-9	.000
1997-98	Steve Cleveland	4-10	.286
1998-99	Steve Cleveland	9-5	.643
1999-00	Steve Cleveland	14-2	.875
2000-01	Steve Cleveland	15-0	1.000
2001-02	Steve Cleveland	16-0	1.000
2002-03	Steve Cleveland	13-1	.929
	Total	353-107	.767

BYU COACHING RECORDS

YEARS	HEAD COACH	WON	LOST	PCT.
1905-08	C.T. Teetzel	22	6	.786
1908-10	Fred Bennion	16	6	.727
1910-11	Henry Rose	7	0	1.000
1911-20	E.L. Roberts	58	20	.744
1920-25	Alvin Twitchell	50	20	.714
1925-27	E.L. Roberts	16	19	.457
	Roberts Overall	74	39	.655
1927-35	G. Ott Romney	152	81	.652
1935-36	Edwin R. Kimball	17	10	.630
1936-38	Fred "Buck" Dixon	25	23	.521
1938-41	Edwin R. Kimball	43	29	.597
	Kimball Overall	60	39	.606
1941-49	Floyd Millet	105	77	.577
1949-72	Stan Watts	372	254	.594
1972-75	Glenn Potter	42	36	.538
1975-83	Frank Arnold	137	94	.593
1983-89	Ladell Andersen	114	71	.616
1989-96	Roger Reid	152	77	.664
1996-97	Tony Ingle	0	19	.000
1997-03	Steve Cleveland	108	78	.581
	OVERALL	1,450	931	.609



2002-03 SEASON REVIEW





A CHAMPIONSHIP SEASON

2002-2003 SEASON REVIEW: BYU'S WINNING TRADITION CONTINUES

In 2002-03, BYU earned its fourth straight post-season berth and claimed a share of the Mountain West Conference regular season title and an NCAA bid for the second time in the last three years.

Playing among the nation's toughest schedules, including 11 different conferences on its non-league slate, the Cougars finished the year with a 23-9 overall record, going 11-4 through the pre-conference schedule before earning a share of the MWC regular season title with Utah at 11-3. The Cougars went 1-1 at the MWC Tournament before losing to No. 5-seed Connecticut at the NCAA Tournament in Spokane, Wash.

BYU Coach Steve Cleveland was named the MWC Coach of the Year. Only eight BYU teams in 101 years have ever achieved more wins in a season. The Cougars had the MWC's top defense and also won the preseason Paradise Jam title in St. Thomas, U.S. Virgin Islands.

BYU was led by senior guard Travis Hansen, junior swingman Mark Bigelow and junior center Rafael Araujo. Hansen, one of two first-team All-MWC consensus play-

ers, led the team in scoring (16.8) and blocks (20) and was second in assists (2.4) and rebounds (4.8). Bigelow, a third-team All-MWC selection, was second in scoring (13.9), third in rebounding (3.7) and the team's top three-point shooter (63). Araujo, a third-team All-MWC pick, was the third-leading scorer (12.0) and top rebounder (8.9).

Sophomore forward Jared Jensen, who received All-MWC honorable mention, added 7.5 points and 3.3 rebounds while JC transfer Kevin Woodberry averaged 6.3 points and 2.5 assists. Coach Steve Cleveland had more talent on the bench in 2002-03 than in past seasons. Though he was slowed by a back injury, Wisconsin transfer junior guard Ricky Bower led the reserves, averaging 5.2 points while shooting 43.9 percent from behind the arc.

The Cougars shot .463 from the floor, .375 on threes and an MWC-best .755 from the line. BYU topped the MWC on defense, allowing .406 field goal shooting and .308 three-point shooting. BYU scored 71.8 ppg while allowing 63.5. BYU went 13-1 at home and 10-8 away, including a 4-3 neutral record and 6-5 road mark. Cleveland used five starting lineups.

QUICK HITS

- BYU earned a share of the Mountain West Conference regular season title with Utah at 11-3. It was the second time in the last three years the Cougars have shared the regular season title. BYU last earned a piece of the conference regular season title in 2001 when there was a three-way tie at 10-4 with Wyoming and Utah. BYU went on to win the MWC Tournament that year and was the lone MWC team to advance to the NCAA Tournament.
- In BYU's 101st year of basketball, the Cougars now have claimed 26 conference championships.
- Since the beginning of February, BYU won 10 of its 14 games. The Cougars won five straight before dropping its last two games to end the year.
- BYU had a winning record on the road and on a neutral floor in 2002-03, including wins at Arizona State, Wyoming, Colorado State and San Diego State. BYU won the Paradise Jam title with wins over Toledo, Kansas State and St. Bonaventure.
- At 23-9, BYU achieved its third 20-win season in the last four years. Only eight BYU teams have ever achieved more victories. The BYU record for wins is 28 (9 losses) in 1951 when the Cougars won the

national title as NIT champs. The 2002-03 season was Cleveland's third 20-win season in the last four years. The only BYU coaches to have more 20-win seasons are Stan Watts (7) and Roger Reid (6). Cleveland joins Frank Arnold and Ladell Andersen with three 20-win seasons.

- BYU has traditionally finished strong under Steve Cleveland. BYU is 18-10 in March under Steve Cleveland, including a 5-2 record in March 2003.
- BYU finished the season with a 7-2 record against teams that were conference champions last year. BYU went 12-6 against teams that qualified for postseason play last season.
- BYU swept five MWC opponents this year. Its three league losses came at UNLV and to Utah (twice).
- BYU's 22,702 attendance vs. CSU in its last home game was the largest crowd since 1992 and the 21st largest crowd in school history. BYU averaged 14,468 this year in its 14 home games.
- BYU finished the season 13-1 at home. Lone senior Travis Hansen concluded his three seasons as a Cougar having lost only once at home. BYU earned a 44-1 record in Hansen's three years at BYU -- the best three-year home record in school history. The second-best home record over three years was a 39-2 mark from 1979-81 in Danny Ainge's final three seasons.
- With its 91-81 win at New Mexico, BYU scored the most points on an opponent's homecourt since defeating Air Force 94-82 in 1994. Five Cougars reached double figures for the first time since December 2000.
- Mark Bigelow became BYU's all-time three-point leader during the year while becoming the 34th Cougar and only ninth junior to score 1,000 points. He finished the year 15th on the all-time scoring list. Travis Hansen later became the 35th Cougar to reach 1,000 points and finished his final season 24th on BYU's career scoring list.

- Senior Travis Hansen received numerous awards, including being one of two consensus All-MWC First Team selections along with UNM's Ruben Douglas, who led the nation in scoring in 2002-03.

BYU NCAA NOTABLES

- BYU appeared in its 20th NCAA Tournament with its at-large invite in 2003. The Cougars have an 11-23 record in NCAA Tournament games. Their prior appearance in the NCAA Tournament was in 2001. BYU is 7-13 in its opening round games in NCAA Tournament play. BYU coach Steve Cleveland has guided the Cougars to the NCAA Tournament twice in his six years at the helm since taking over a program that was 1-25 the season before his arrival. He has led BYU to postseason play in each of the last four years.
- BYU has lost in the first round in its last three NCAA appearances. BYU's last NCAA win was in 1993 as a No. 7 seed in Chicago when the Cougars defeated SMU, 80-71. BYU lost to No. 2-seed Kansas, 90-76, in the second round that year. The last time BYU advanced out of the second round was in 1981 when the Cougars (as a No. 6 seed), defeated Princeton, 60-51 before upsetting No. 3-seed UCLA 78-55. BYU went on to defeat Notre Dame on Danny Ainge's last-second, length-of-the-court dash, 51-50, to advance to the Regional Finals before losing to Ralph Sampson and No. 1-seed Virginia, 74-60.
- In 2002-03, BYU played 12 games against eight teams that earned an invitation to the NCAA Tournament. BYU had a 5-7 record in those games (UConn 0-1, Arizona State 1-0, San Diego 1-0, Utah State 1-0, Colorado State 2-1, Weber State 0-1, Creighton 0-1, Oklahoma State 0-1, Utah 0-2).

- Seven of BYU's nine losses in 2002-03 came against teams that qualified for the NCAA Tournament. UNLV and San Francisco were the two teams to beat BYU that didn't advance to the NCAA tournament.

BYU RATES HIGH IN RPI AND SAGARIN RATINGS

As a league, the Mountain West Conference had the sixth-best RPI rating in the nation 98th in Sagarin). BYU had been the top-rated MWC team throughout much of the year in the Sagarin and RPI and entered the NCAA Tournament as the league's second-rated RPI team and top team in Sagarin. As of March 26th in RPI computed by CBS.Sportsline.com, BYU had a No. 25 rating while Utah was No. 18. In the RPI compiled by Collegiate Basketball News, BYU was 24th and Utah was No. 19. BYU was rated 32nd in the Sagarin Ratings with Utah at 39.

TOP DEFENSE

BYU held 20 opponents to 42 percent or lower shooting, and held seven opponents below 35 percent shooting, including UConn in the NCAA Tournament (.327). BYU held Air Force to 21.6 percent in Provo, including 15.2 percent on threes. The Falcons came in ranked 8th in the nation in three-point shooting. BYU held the Falcons to .389 shooting, .200 on threes, in Clune Arena. BYU was the only team to hold Colorado State

2002-2003 GAME RESULTS

DATE	OPPONENT	SCORE	ATTEND
11/22/02	vs Toledo	W 71-56	2153
11/23/02	vs Kansas State	W 73-64	2473
11/25/02	vs St. Bonaventure	W 66-57	2473
11/30/02	Rice	W 95-56	13323
12/04/02	at Arizona State	W 64-60	7105
12/07/02	at Creighton	L 64-74	8529
12/11/02	San Diego	W 64-49	11608
12/14/02	Utah State	W 66-56	14734
12/21/02	UC Santa Barbara	W 69-56	12259
12/23/02	at Univ. of San Francisco	L 72-84	3979
12/28/02	Southern Utah	W 93-60	12924
01/02/03	Pepperdine	W 84-68	12562
01/04/03	vs Oklahoma State	L 65-78	18034
01/08/03	at Weber State	L 69-75	10820
01/11/03	Idaho State	W 77-58	16078
01/16/03	UNLV	W 85-77	17812
01/20/03	at San Diego State	W 80-69	8497
01/25/03	Utah	L 75-79	21412
02/01/03	New Mexico	W 80-64	10914
02/03/03	Air Force	W 65-33	10180
02/08/03	at Wyoming	W 74-66	15418
02/10/03	at Colorado State	W 77-68	5744
02/14/03	at UNLV	L 54-61	13414
02/17/03	San Diego State	W 66-64	10665
02/24/03	at Utah	L 64-71	15148
03/01/03	at Air Force	W 56-43	3436
03/03/03	at New Mexico	W 91-81	15741
03/06/03	Wyoming	W 69-50	15383
03/08/03	Colorado State	W 67-55	22702
03/13/03	vs New Mexico	W 71-56	13432
03/14/03	vs Colorado State	LOT 80-86	15635
03/20/03	vs Connecticut	L 53-58	11284
		23-9, 11-3	MWC Champions



<2002-03 SEASON REVIEW NOTES>

below 40 percent shooting. The top shooting team in the nation, CSU managed just .383 shooting, .214 on threes, in the Marriott Center. BYU held Pepperdine, coming in shooting 47.1 percent, to its second-lowest percentage of the year at 34.5 percent. BYU held UCSB, a team that came in after seven games shooting 50.3 percent from the floor and 45.5 percent on threes, to 36.5 percent and 26.1 percent on threes. BYU held 15 opponents to 60 points or less. BYU is 54-4 under Steve Cleveland when holding opponents below 60 points. BYU held high-scoring UConn to 58 points (22 below its season average) in the NCAA Tournament. BYU held Air Force to only 33 points in Provo, the lowest output vs. BYU since the Cougars beat Princeton 51-32 on Dec. 31, 1982. BYU held the Falcons to a Marriott Center record 10 points in the first half. The Falcons scored just 43 points at Clune Arena. BYU's field goal percentage defense was the top-rated in the MWC.

2002-2003 HONORS

STEVE CLEVELAND

MWC Coach of the Year

TRAVIS HANSEN

Consensus All-MWC First Team
Co-MWC Defensive Player of the Year
NABC District 13 First Team
USBWA District 8 Team
MWC Player of the Week (3/10/03)
CBS/Chevrolet Player of the Game - NCAA vs. UCONN
Paradise Jam All-Tournament Team
Coaches - Most Valuable Player

MARK BIGELOW


All-MWC Third Team
Paradise Jam All-Tournament Team
Coaches - Outstanding Offensive Player
Became BYU's All-Time 3-point Leader (172)

RAFAEL ARAUJO

All-MWC Third Team
MWC Player of the Week (12/30/02)
MWC Newcomer of the Year (Las Vegas Review-Journal)
Coaches - Outstanding Rebounder
Coaches - Most Improved Player

JARED JENSEN

Honorable Mention All-MWC
Academic All-MWC



THE LAST TIME BYU HAD ...

4 PLAYERS SCORE IN DOUBLE FIGURES

3/13/03 vs. UNM at MWC Araujo (19), Bigelow (14), Hansen (11), Woodberry (10)

5 PLAYERS SCORE IN DOUBLE FIGURES

3/3/03 at UNM Hansen (26), Jensen (19), Bigelow (14), Araujo (14), Woodberry (11)

6 PLAYERS SCORE IN DOUBLE FIGURES

11/24/99 vs. SUU 92-64 W, Lyday 15, Wesley 14, Rivers 14, Vranes 13, Nielsen 12, Cooper 10

A PLAYER RECORD A DOUBLE-DOUBLE

3/14/03 vs. CSU at MWC Rafael Araujo, 14 points, 10 rebounds

TWO PLAYERS RECORD A DOUBLE-DOUBLE

1/23/99 vs. CS Northridge Mark Bigelow 23 points, 11 rebounds Nathan Cooper 15 points, 10 rebounds

TWO DOUBLE-DIGIT REBOUNDERS

11/25/02 vs. St. Bonaventure (at Paradise Jam) Travis Hansen-12, Rafael Araujo-10

TWO PLAYERS FOULED OUT

3/14/03 vs. Colorado State at MWC Travis Hansen and Dan Howard

THREE PLAYERS FOULED OUT

12/22/00 vs. Iowa State (@Laie, Hawaii) Nate Knight, Mekeli Wesley, Trent Whiting

A PLAYER EJECTED FROM THE GAME

11/23/02 vs. Kansas State Travis Hansen (2 technical fouls)

A PLAYER RECEIVED A TECHNICAL FOUL

3/14/03 vs. CSU at MWC - Travis Hansen

A COACH RECEIVED A TECHNICAL FOUL

3/3/03 at UNM - Steve Cleveland

AT LEAST TWO PLAYERS SCORED 20+ POINTS

3/14/03 vs. CSU at MWC Travis Hansen-22, Mark Bigelow 21

THREE PLAYERS SCORED 20+ POINTS

1/16/03 vs. UNLV Rafael Araujo-22 Mark Bigelow-21; Travis Hansen-20

FOUR PLAYERS SCORED 20+ POINTS

1/13/79 vs. UNM D.Ainge-27; Scott Runia-25; Devin Durrant-20; Alan Taylor-20.

TWO PLAYERS SCORED 25+ POINTS

3/1/01 at New Mexico Terrell Lyday-26; Mekeli Wesley-25

A PLAYER SCORED 30+ POINTS

1/5/02 at Air Force Rafael Araujo-31

PLAYER ATTEMPTED 20 OR MORE FIELD GOALS

3/20/03 21, Travis Hansen vs. Connecticut (8-21)

A PLAYER WITH 5 STEALS

2/8/03 at Air Force - Rafael Araujo

A PLAYER HAD DOUBLE-DIGIT ASSISTS

3/14/02 vs. UC Irvine Matt Montague-12

A PLAYER 100% AT FT LINE (MIN. 8 ATTS)

3/2/02 at UNM - Travis Hansen (12-12)

A PLAYER 100% FROM FLOOR (MIN. 5 ATTS)

1/02/03 vs. Pepperdine Jake Shoff (6-6)

A PLAYER 100% ON TREYS (MIN. 3 ATTS)

3/20/02 at SDSU - Terry Nashif (3-3)

NO PLAYER MAKE A TREY

11/22/96 vs. CSFullerton (0-9)

WENT TO AN NCAA GAME

3/20/03 vs. Connecticut 53-58 L

WON AN NCAA GAME

3/18/93 vs. SMU 80-71 W Then lost to Kansas 76-90 in second round

2002-2003 HONORS CONTINUED

TERRY NASHIF

Academic All-MWC
Coaches - Academic Award

KEVIN WOODBERRY

Coaches - Outstanding Defensive Player

JOHN ALLEN

Academic All-MWC

TEAM

Co-MWC Regular Season Champions
NCAA Tournament Invitation
Paradise Jam Champions
Paradise Jam Record for Fewest Average Points Allowed in event
BYU Record for 3-pointers Made in a Game (14 vs. SUU)
Marriott Center Record for points allowed in a half (10 by AFA)
No. 1 Average Attendance Increase in the Nation

THE LAST TIME BYU HAD ...

WON TWO NCAA GAMES

1980-81 Princeton 60-51, UCLA 78-55, Notre Dame 51-50; Then lost to Virginia 60-74 L

WON THREE NCAA GAMES

Same as above

WON FOUR NCAA GAMES

Never

PLAYED IN THE NIT

2001-2002

WON AN NIT GAME

3/14/02 vs. UC Irvine 78-55 W

WON TWO NIT GAMES

1999-00 Bowling Green 81-54, So. Illinois 82-57
Then lost to Notre Dame in quarterfinals

WON THREE NIT GAMES

1965-66 NIT CHAMPIONS
1950-51 NIT CHAMPIONS

WON CONFERENCE TOURNEY

2000-01

WON CONFERENCE REGULAR SEASON

2002-03 Tied with Utah

WON CONFERENCE REGULAR SEASON OUTRIGHT

1987-88

APPEARED ON ESPN

2/24/03 @ Utah 64-71 L

APPEARED ON ESPNU

1/4/03 vs. Oklahoma State 65-78 L

APPEARED ON ESPN+PLUS

3/14/03 vs. Colorado State 80-86 L (OT)

APPEARED ON CBS

3/15/01 vs. Connecticut 53-58 L

SCORED 100 POINTS

2001-02 vs. Fort Lewis 101-53 W

SCORED 90 POINTS

3/3/03 @ New Mexico 91-81 W

SCORED 110 POINTS

1/28/95 vs. Morgan State 110-69 W

SCORED LESS THAN 50 POINTS IN A GAME

1/15/00 vs. Utah 49-56 L

SCORED LESS THAN 40 POINTS IN A GAME

2/3/97 @ New Mexico 32-74 L

SHOT 60% FG

12/12/01 vs. Fort Lewis 69.6 percent

SHOT 100% FT

1955 vs. Wichita St. 12-for-12

SHOT 90% FT

3/3/03 @ New Mexico 92.9 percent 26-for-28

SHOT 60% THREE-POINTERS

11/22/02 vs. Toledo @ Paradise Jam 61.5 percent
8-for-13

SHOT 70% THREE-POINTERS

@ Air Force 73.3 percent 11-for-15

MADE 30 FIELD GOALS

3/3/03 @ New Mexico 30/55

FEWEST TURNOVERS

3/10/00 vs. Utah, 6

FEWEST TEAM FOULS IN A GAME

12/7/00 vs. Florida International, 11

SCORED LESS THAN 20 POINTS IN THE FIRST HALF

11/23/98 @ Auburn, 15

SCORED LESS THAN 20 POINTS IN THE SECOND HALF

1/15/00 vs. Utah, 19

SCORED OVER 50 POINTS IN FIRST HALF

11/30/02 vs. Rice, 56

SCORED OVER 50 POINTS IN SECOND HALF

3/3/03 @ New Mexico, 53

SCORED OVER 60 POINTS IN FIRST HALF

2/25/93 vs. Sacramento St. 62

SCORED OVER 60 POINTS IN SECOND HALF

12/28/95 vs. Morgan St. 61

WON BY 50 POINTS

2/25/93 vs. Sacramento State (50) 128-78 W

WON BY 40 POINTS

12/12/01 vs. Fort Lewis (48) 101-53 W

WON BY 30 POINTS

2/3/03 vs. Air Force (32) 65-33 W

WON BY 25 POINTS

Same as Above

WON IN OVERTIME

12/23/94 @ Florida International 83-75

LOST IN OVERTIME

3/14/03 vs. CSU at MWC 80-86 L

PLAYED A DOUBLE OT GAME

3/5/88 vs. Uteq 80-83 L 2OT

PLAYED A TRIPLE OT GAME

2/28/98 @ Uteq 76-75 W 3OT

WON 15 STRAIGHT GAMES

1987-88 (17)

WON 10 STRAIGHT GAMES

1992-93 (13)

WON 6 STRAIGHT GAMES

2001-02 (8)

LOST 3 STRAIGHT GAMES

2001-02 @ Wyoming, @CSU, @SDSU

LOST 5 STRAIGHT

1997-98 (9)

LOST 10 STRAIGHT GAMES

1996-97 (21) - school record

LAST TIME OPPONENT DID NOT MAKE A TRY


12/14/02 Utah State (0-5)

BIGGEST BYU SCORING RUN OF THE 2002-03 SEASON

12/11/02 vs. San Diego (18-0)


BIGGEST OPPONENT SCORING RUN OF THE 2002-03 SEASON

3/14/03 CSU at MWC (17-0) (lasted 10:19)



Rafael Araujo (right), Mark Bigelow and Travis Hansen all scored over 20 points in BYU's January 2003 victory over UNLV in Provo.

TRAVIS HANSEN



GUARD/FORWARD

6-6 • 205


OREM, UTAH

(UTAH VALLEY ST. COL.)

2

CAREER HIGHS

POINTS: 30 at Pepperdine
FG MADE: 10 at Utah St, Pepp.
FG ATT: 21 vs. UConn
FG%: .857 (6-7) at Weber St.
3FG MADE: 3 (5 times) last vs. UNM
3FG ATT: 8 vs. Wyoming
3FG%: 1.000 (2-2) (four times)
 last vs. Air Force
FT MADE: 14 vs. Utah (1-25-03)
FT ATT: 15 (twice) last vs. Utah
FT %: 1.000 (12-12) at UNM
REB: 17 at Pepperdine
ASSISTS: 5 (five times) last vs. Pepperdine
STEALS: 3 vs. UCI, at Memphis
BLOCKS: 3 vs. Utah (1-25-03)
MINUTES: 43 at CSU



CAPSULE: A versatile and athletic player, Travis Hansen could create his own shot, knock down the three, rebound and play strong defense ... His explosiveness was evidenced by game highs of 30 points and 17 rebounds ... He is effective when slashing to the basket and has range from the three-point arc... 2003 Consensus First-Team All-MWC ... 2003 MWC Co-Defensive Player of the Year ... 2003 NABC District 13 First Team ... 2003 USBWA District 8 First Team ... A leader and good teammate, Hansen helped BYU achieve two NCAA bids and one NIT invitation in his three seasons as a Cougar ... BYU earned a 44-1 home record in his three years, a school record (previous record was 39-2 home mark during final three years Danny Ainge played from 1979-81)... He became the 35th Cougar in BYU history to score 1,000 career points and finished 24th all-time at BYU with 1,137 points in two-plus seasons ... He made 71 starts in 86 career games ... 2003 team captain and lone senior, he was the leader on and off the court, exhibiting confidence and determination... Led team in scoring the past two seasons (16.8 and 15.6)... Led 2003 team in blocks (20) and was second in rebounds (4.8) and assists (2.4) ... Led 2002 team in rebounds (6.2) ... 2002-03 Paradise Jam All-Tournament Team ... 2003 Chevrolet Player of the Game (NCAA vs. UConn, 21 points) ... Named Team MVP as junior and senior ... 2002 All-MWC Second Team ... Two-time MWC Player of the Week ... Achieved career highs of 30 points, 17 rebounds, 5 assists, 3 blocks, 3 steals... His first season with the Cougars in 2000-01 he played a shortened season and a supporting role (5.5 ppg, 3.0 rpg) due to a broken foot he suffered after earning a starting assignment ... He played his freshman year at Utah Valley State College before going on an LDS Church mission ... At the 2003 Portsmouth Invitational, Hansen averaged 15.7 points, 5.0 rebounds and 3.0 assists in his three games, shooting 57.6 percent (19-33) from the floor, including 62.5 percent from NBA three-point range (5-8), and 80 percent (4-5) of his free throws...He led the team in scoring in two games and had the top assist effort once...He was named to the Portsmouth Invitational All-Tournament Team...Hansen was also singled out as the recipient of the event's Sportsmanship Award...Hansen was drafted in the second round of the NBA draft as the 37th

pick by the Atlanta Hawks...Hansen started the 2003-04 NBA season on the Atlanta Hawks roster.

SENIOR (2002-03): Hansen was one of two consensus All-MWC First Team picks and was named to the NABC Division I All-District 13 First Team and USBWA District 8 Team...Hansen led BYU in scoring (16.8) and blocks (0.6) and was second in rebounding (4.8) and assists (2.4)... He was MWC Co-Defensive Player of the Year. He held CSU's Brian Greene to 2 points, more than 11 points below his average, shut down UNLV's Jermaine Lewis (2-11 for 4 points) and SDSU's leading scorer Tony Bland 2-7 for 7 points. He held Wyoming's Donta Richardson (18.2 ppg) to 9 points on 3-8 shooting... He reached double figures a team-leading 30 times. He led BYU in scoring 18 times, including the 11 of the last 15 games... He reached 20 points for the ninth game of the year with a team-leading 21 vs. UConn in the NCAA Tournament, when he was named CBS/Chevrolet Player of the Game for BYU... He had 22 vs. CSU the prior game... He had 27 at CSU and 26 at UNM... Against Utah in Provo, he made a career-best 14 free throws on 15 attempts while recording his second double-double (also 12 pts, 12 rbs vs. SBU) of the year with 12 board... He had a crowd-pleasing swat of a Britton Johnsen drive to the hoop...He finished his career 24th on BYU's scoring list, becoming 35th Cougar to top 1,000 points, finishing with 1,137.

JUNIOR (2001-02): Hansen earned second-team All-Mountain West Conference honors as BYU's leading scorer and rebounder ... averaged a team-leading 15.6 points and 6.2 rebounds per game ... was second in assists at 1.5 assists per game and third in blocked shots (13) ... one of three players to start all 30 games along with Mark Bigelow and Matt Montague ... shot 43.5 percent from the floor, 42.2 percent from three-point range, and 75.8 percent from the line ... had the second-best three-point percentage in conference play (.472) among MWC players ... made 35 treys (1.2 per game), second on the team ... his explosiveness was evidenced by game highs of 30 points and 17 rebounds at Pepperdine ... scored 15 or more points in 11 of the last 13 games, including four games with 20 or more points ... led BYU in scoring a team-leading 14

TRAVIS HANSEN CAREER TOTALS

YEAR	GP	GS	MIN	AVG	FG	FGA	PCT	3FG	FGA	PCT	FT	FTA	PCT	OFF	DEF	TOT	AVG	PF	FO	A	AVG	TO	BLK	STL	PTS	AVG
2000-01	24	9	398	16.6	49	120	.408	5	17	.294	28	39	.718	24	49	73	3.0	49	3	27	1.1	17	4	15	131	5.5
2001-02	30	30	933	31.1	148	340	.435	35	83	.422	138	182	.758	42	145	187	6.2	97	4	46	1.5	68	13	19	469	15.6
2002-03	32	32	1025	32.0	169	383	.441	36	106	.340	163	204	.800	54	98	152	4.8	97	5	77	2.4	84	20	29	537	16.8
Career Totals	86	71	2356	27.4	366	843	.434	76	206	.370	329	425	.774	120	292	412	4.8	243	12	150	1.7	169	37	63	1137	13.2

times, including six of the last eight games ... reached double-digit points in 24 of 30 games, including 12 of the last 13 ... had a team-leading four double-doubles ... had 22 points and 11 rebounds at Utah and career-high 30 points and 17 rebounds at Pepperdine ... his 17 boards at Pepperdine is the most boards ever by a BYU guard and the most by a Cougar since forward Brett Applegate had 17 rebounds in December 1983 ... only 20 Cougars have ever had more than 17 boards in a game ... had 18 points and 15 rebounds in a win over Arizona State ... made 23 straight free throws until missing on his fourth attempt at home vs. SDSU ... played a key defensive role against All-American Casey Jacobsen in BYU's win over No. 13 Stanford ... held two-time Big West Player of the Year Jerry Green to nine points below his average and had a career-best 3 steals in BYU's NIT win over UC Irvine while scoring a game-high 23 points for BYU on the offensive end ... had 17 points and tied a career-best 5 assists and 3 steals at Memphis in the NIT second round.

SOPHOMORE (2000-01): He was fifth on the team in scoring at 5.5 points per game and also grabbed 3.0 boards per contest ... averaged 8.2 points and 3.7 rebounds during BYU's season-best, six-game winning streak ... had three double figures scoring games ... scored a season-high 12 points, with 5 rebounds and 3 assists in win at Weber State, totaled 10 points and 3 rebounds in win vs. Idaho and 10 points, 4 rebounds in loss at Colorado State ...


started nine games and the Cougars had a 7-2 record in those games with loses at Colorado State and Wyoming, where he suffered a stress fracture in his right foot ... despite injury, averaged 9.0 points and 5.5 rebounds in the two losses at CSU and Wyoming ... saw limited action in next game at home vs. Utah, which resulted in a complete fracture and forced him to miss the next nine conference games ... earned a starting position midway through the year before being sidelined by the fractured right foot ... played primarily a reserve role to senior Nathan Cooper after returning from his injury ... led the team in rebounding in wins vs. Rice and Texas A&M-Corpus Christi ... equaled a season-high 7 rebounds in NCAA Tournament loss to Cincinnati ... also pulled down 7 boards in win over Texas A&M-Corpus Christi and in loss at Wyoming ... had season-high 5 assists along with 5 rebounds and 8 points in Big Monday ESPN win over UNLV ... because of injury, played in 24 of 33 games overall ... shot 40.8 percent from the floor, including 29.4 percent on threes, and 71.8 percent from the line.

BEFORE BYU (UTAH VALLEY STATE COLLEGE): Played freshman season at Utah Valley State (junior) College in Orem, Utah ... averaged 11 points, five rebounds and four assists while shooting 47 percent from the floor and 40 percent on three-pointers ... averaged 18.6 points per game over the final 10 contests ... received team's Iron Man Award ... coached by Jeff Reinert.

HIGH SCHOOL: Prepped at Mountain View High School in Orem, Utah ... named Deseret News and Salt Lake Tribune first-team all-state his senior season ... was the Region 4 Most Valuable Player ... selected to the Utah, All-West and USA all-star teams ... Mountain View team MVP and Offensive Player of the Year his final three seasons ... named school's athlete of the year ... averaged 20 points, eight rebounds and five assists ... scored 30 or more points on several occasions ... recorded five triple-doubles as a senior ... coached by Rob Cuff.

PERSONAL: Born April 15, 1978 in Provo, Utah ... parents are Scott and Laurie Hansen ... has two brothers and two sisters ... sisters Heather and Hollie, who play on the basketball team at Mountain View in Orem, are freshman on the BYU women's team in 2003-04 ... married to the former LaRee Merrell ... his first child, a boy named Ryder Scott, was born on Jan. 23, 2003 ... served a two-year LDS Church mission to Santiago, Chile ... health science major and business minor.

BELOW: Travis Hansen is applauded by teammates before his final home game at the Marriott Center. Hansen, the lone senior on BYU's 2002-03 squad was a consensus All-MWC First Team pick and MWC Co-Defensive Player of the Year. He became BYU's first NBA draft pick since Shawn Bradley. ... coached by Jeff Reinert.



INDIVIDUAL STATS-ALL GAMES

RECORD:	OVERALL	HOME	AWAY	NEUTRAL
All Games	23-9	13-1	6-5	4-3
Conference	11-3	6-1	5-2	0-0
Non-Conference	12-6	7-0	1-3	4-3

## Player	GP	GS	Min	Avg	TOTAL			3-PTS			FT	FTA	Pct	REBOUNDS				PF	FO	A	TO	Blk	Stl	Pts	Avg
					FG	FGA	Pct	3FG	FGA	Pct				Off	Def	Tot	Avg								
02 HANSEN, Travis	32	32	1025	32.0	169	383	.441	36	106	.340	163	204	.799	54	98	152	4.8	97	5	77	84	20	29	537	16.8
03 BIGELOW, Mark	32	32	1025	32.0	145	332	.437	63	151	.417	93	112	.830	28	90	118	3.7	74	2	74	56	12	33	446	13.9
55 ARAUJO, Rafael	32	32	802	25.1	155	278	.558	3	11	.273	70	109	.642	91	195	286	8.9	118	7	38	94	15	45	383	12.0
52 JENSEN, Jared	32	25	693	21.7	81	141	.574	0	0	.000	77	96	.802	39	66	105	3.3	99	6	14	32	9	8	239	7.5
24 WOODBERRY, Kevin	32	26	822	25.7	62	175	.354	36	113	.319	41	68	.603	6	65	71	2.2	52	0	80	57	8	46	201	6.3
14 BOWER, Ricky	32	5	562	17.6	44	99	.444	29	66	.439	49	56	.875	7	38	45	1.4	46	0	43	28	3	17	166	5.2
15 ALLEN, John	25	0	187	7.5	19	41	.463	9	16	.563	19	20	.950	7	25	32	1.3	37	0	10	9	0	2	66	2.6
05 SHOFF, Jake	30	2	314	10.5	28	46	.609	0	1	.000	21	33	.636	35	54	89	3.0	46	1	8	14	0	10	77	2.6
10 NASHIF, Terry	32	6	470	14.7	21	61	.344	10	26	.385	17	23	.739	5	47	52	1.6	43	0	68	23	3	18	69	2.2
04 LEMES, Luiz	27	0	227	8.4	17	43	.395	7	21	.333	6	9	.667	1	22	23	0.9	18	0	11	6	2	8	47	1.7
12 ROBERTS, Marc	11	0	63	5.7	3	11	.273	0	3	.000	13	18	.722	5	7	12	1.1	16	1	3	11	0	2	19	1.7
40 HOWARD, Dan	24	0	163	6.8	13	26	.500	0	0	.000	5	12	.417	8	14	22	0.9	29	1	2	11	9	2	31	1.3
32 JEPSSEN, Bart	19	0	72	3.8	8	18	.444	1	3	.333	1	2	.500	4	10	14	0.7	11	0	0	5	1	2	18	0.9
TM TEAM														63	50	113	3.5	2			6				
TOTAL	32				765	1654	.463	194	517	.375	575	762	.755	353	761	1134	35.4	688	23	428	436	82	222	2299	71.8
OPPONENTS	32				667	1641	.406	159	517	.308	539	755	.714	337	655	992	31.0	683	-	342	463	77	173	2032	63.5

KEVIN WOODBERRY



TEAM STATISTICS-ALL GAMES

TEAM STATISTICS	BYU	OPP
SCORING	2299	2032
Points per game	71.8	63.5
Scoring margin	+8.3	-
FIELD GOALS-ATT	765-1654	667-1641
Field goal pct	.463	.406
3 POINT FG-ATT	194-517	159-517
3-point FG pct	.375	.308
3-pt FG made per game	6.1	5.0
FREE THROWS-ATT	575-762	539-755
Free throw pct	.755	.714
REBOUNDS	1134	992
Rebounds per game	35.4	31.0
Rebounding margin	+4.4	-
ASSISTS	428	342
Assists per game	13.4	10.7
TURNOVERS	436	463
Turnovers per game	13.6	14.5
Turnover margin	+0.8	-
Assist/turnover ratio	1.0	0.7
STEALS	222	173
Steals per game	6.9	5.4
BLOCKS	82	77
Blocks per game	2.6	2.4
WINNING STREAK	0	-
Home win streak	5	-
ATTENDANCE	202,556	173,315
Home games-Avg/Game	14-14468	11-9803
Neutral site-Avg/Game	-	7-9355

SCORE BY PERIODS:	1st	2nd	OT	Total
BYU Cougars	1063	1223	13	2299
Opponents	952	1061	19	2032

INDIVIDUAL STATS—HOME GAMES




RECORD:	OVERALL	HOME	AWAY	NEUTRAL
All Games	13-1	13-1	0-0	0-0
Conference	6-1	6-1	0-0	0-0
Non-Conference	7-0	7-0	0-0	0-0

## Player	GP	GS	Min	Avg	TOTAL			3-PTS			REBOUNDS														
					FG	FGA	Pct	3FG	FGA	Pct	FT	FTA	Pct	Off	Def	Tot	Avg	PF	FO	A	TO	Blk	Stl	Pts	Avg
02 HANSEN, Travis	14	14	430	30.7	75	163	.460	21	46	.457	65	84	.774	25	49	74	5.3	33	0	39	33	12	12	236	16.9
03 BIGELOW, Mark	14	14	422	30.1	69	134	.515	33	70	.471	27	35	.771	12	42	54	3.9	25	0	34	21	5	10	198	14.1
55 ARAUJO, Rafael	14	14	329	23.5	73	125	.584	1	5	.200	20	36	.556	38	78	116	8.3	48	2	15	35	3	19	167	11.9
52 JENSEN, Jared	14	13	330	23.6	38	56	.679	0	0	.000	40	46	.870	15	29	44	3.1	40	2	7	16	5	6	116	8.3
14 BOWER, Ricky	14	1	270	19.3	25	48	.521	17	36	.472	23	26	.885	2	18	20	1.4	18	0	26	14	1	7	90	6.4
24 WOODBERRY, Kevin	14	9	312	22.3	24	61	.393	15	38	.395	19	31	.613	3	31	34	2.4	18	0	33	14	3	18	82	5.9
05 SHOFF, Jake	13	0	133	10.2	16	25	.640	0	1	.000	8	14	.571	15	22	37	2.8	21	0	4	9	0	2	40	3.1
12 ROBERTS, Marc	5	0	42	8.4	1	8	.125	0	2	.000	10	14	.714	4	4	8	1.6	11	0	3	8	0	2	12	2.4
04 LEMES, Luiz	11	0	112	10.2	9	24	.375	5	11	.455	3	5	.600	1	10	11	1.0	6	0	7	3	2	3	26	2.4
10 NASHIF, Terry	14	5	217	15.5	10	32	.313	3	11	.273	10	14	.714	3	25	28	2.0	22	0	42	10	3	7	33	2.4
15 ALLEN, John	14	0	87	6.2	8	22	.364	4	10	.400	12	13	.923	3	12	15	1.1	18	0	7	5	0	1	32	2.3
32 JEPSEN, Bart	10	0	48	4.8	6	11	.545	1	3	.333	1	2	.500	4	8	12	1.2	6	0	0	3	1	2	14	1.4
40 HOWARD, Dan	11	0	68	6.2	4	10	.400	0	0	.000	1	6	.167	3	5	8	0.7	9	0	0	6	1	0	9	0.8
TM TEAM																									
TOTAL	14				358	719	.498	100	233	.429	239	326	.733	157	351	508	36.3	275	4	217	177	36	89	1055	75.4
OPPONENTS	14				269	699	.385	68	238	.286	219	305	.718	147	272	419	29.9	301	-	134	209	18	80	825	58.9

INDIVIDUAL STATS—AWAY/NEUTRAL GAMES

RECORD:	OVERALL	HOME	AWAY	NEUTRAL
All Games	10-8	0-0	6-5	4-3
Conference	5-2	0-0	5-2	0-0
Non-Conference	5-6	0-0	1-3	4-3

## Player	GP	GS	Min	Avg	TOTAL			3-PTS			REBOUNDS														
					FG	FGA	Pct	3FG	FGA	Pct	FT	FTA	Pct	Off	Def	Tot	Avg	PF	FO	A	TO	Blk	Stl	Pts	Avg
02 HANSEN, Travis	18	18	595	33.1	94	220	.427	15	60	.250	98	120	.817	29	49	78	4.3	64	5	38	51	8	17	301	16.7
03 BIGELOW, Mark	18	18	603	33.5	76	198	.384	30	81	.370	66	77	.857	16	48	64	3.6	49	2	40	35	7	23	248	13.8
55 ARAUJO, Rafael	18	18	473	26.3	82	153	.536	2	6	.333	50	73	.685	53	117	170	9.4	70	5	23	59	12	26	216	12.0
52 JENSEN, Jared	18	12	363	20.2	43	85	.506	0	0	.000	37	50	.740	24	37	61	3.4	59	4	7	16	4	2	123	6.8
24 WOODBERRY, Kevin	18	17	510	28.3	38	114	.333	21	75	.280	22	37	.595	3	34	37	2.1	34	0	47	43	5	28	119	6.6
14 BOWER, Ricky	18	4	292	16.2	19	51	.373	12	30	.400	26	30	.867	5	20	25	1.4	28	0	17	14	2	10	76	4.2
15 ALLEN, John	11	0	100	9.1	11	19	.579	5	6	.833	7	7	1.000	4	13	17	1.5	19	0	3	4	0	1	34	3.1
05 SHOFF, Jake	17	2	181	10.6	12	21	.571	0	0	.000	13	19	.684	20	32	52	3.1	25	1	4	5	0	8	37	2.2
10 NASHIF, Terry	18	1	253	14.1	11	29	.379	7	15	.467	7	9	.778	2	22	24	1.3	21	0	26	13	0	11	36	2.0
40 HOWARD, Dan	13	0	95	7.3	9	16	.563	0	0	.000	4	6	.667	5	9	14	1.1	20	1	2	5	8	2	22	1.7
04 LEMES, Luiz	16	0	115	7.2	8	19	.421	2	10	.200	3	4	.750	0	12	12	0.8	12	0	4	3	0	5	21	1.3
12 ROBERTS, Marc	6	0	21	3.5	2	3	.667	0	1	.000	3	4	.750	1	3	4	0.7	5	1	0	3	0	0	7	1.2
32 JEPSEN, Bart	9	0	24	2.7	2	7	.286	0	0	.000	0	0	.000	0	2	2	0.2	5	0	0	2	0	0	4	0.4
TM TEAM																									
TOTAL	18				407	935	.435	94	284	.331	336	436	.771	196	430	626	34.8	413	19	211	259	46	133	1244	69.1
OPPONENTS	18				388	942	.423	91	279	.326	320	450	.711	190	383	573	31.8	382	-	208	254	59	93	1207	67.1



INDIVIDUAL STATS—WINS

RECORD:	OVERALL	HOME	AWAY	NEUTRAL
All Games	23-0	13-0	6-0	4-0
Conference	11-0	6-0	5-0	0-0
Non-Conference	12-0	7-0	1-0	4-0

## Player	GP	GS	Min	Avg	TOTAL			3-PTS			FT	FTA	Pct	REBOUNDS				PF	FO	A	TO	Blk	Stl	Pts	Avg
					FG	FGA	Pct	3FG	FGA	Pct				Off	Def	Tot	Avg								
02 HANSEN, Travis	23	23	724	31.5	126	270	.467	30	78	.385	110	141	.780	38	69	107	4.7	59	0	55	57	12	18	392	17.0
03 BIGELOW, Mark	23	23	697	30.3	110	222	.495	48	99	.485	66	77	.857	15	62	77	3.3	51	2	49	32	7	22	334	14.5
55 ARAUJO, Rafael	23	23	548	23.8	110	185	.595	2	5	.400	43	65	.662	55	136	191	8.3	83	6	28	63	11	35	265	11.5
52 JENSEN, Jared	23	19	514	22.3	62	104	.596	0	0	.000	65	78	.833	27	53	80	3.5	72	5	14	25	6	8	189	8.2
24 WOODBERRY, Kevin	23	18	581	25.3	44	117	.376	23	72	.319	35	55	.636	6	50	56	2.4	37	0	61	36	7	38	146	6.3
14 BOWER, Ricky	23	4	408	17.7	30	64	.469	22	48	.458	39	45	.867	2	30	32	1.4	31	0	30	20	2	12	121	5.3
15 ALLEN, John	19	0	147	7.7	16	35	.457	8	15	.533	14	14	1.000	4	20	24	1.3	29	0	9	6	0	1	54	2.8
10 NASHIF, Terry	23	5	367	16.0	20	51	.392	10	20	.500	14	17	.824	5	40	45	2.0	27	0	62	15	3	15	64	2.8
05 SHOFF, Jake	21	0	214	10.2	20	34	.588	0	1	.000	14	25	.560	26	42	68	3.2	31	0	6	10	0	5	54	2.6
04 LEMES, Luiz	19	0	165	8.7	12	31	.387	5	15	.333	4	7	.571	1	17	18	0.9	10	0	10	5	2	6	33	1.7
12 ROBERTS, Marc	9	0	47	5.2	1	8	.125	0	2	.000	11	16	.688	4	4	8	0.9	11	0	3	8	0	2	13	1.4
40 HOWARD, Dan	17	0	121	7.1	9	21	.429	0	0	.000	4	11	.364	6	9	15	0.9	18	0	1	10	6	1	22	1.3
32 JEPSEN, Bart	16	0	67	4.2	7	15	.467	1	3	.333	1	2	.500	4	9	13	0.8	11	0	0	5	1	2	16	1.0
TM TEAM.....														42	34	76	3.3	2				3			
TOTAL	23				567	1157	.490	149	358	.416	420	553	.759	235	575	810	35.2	472	13	328	295	57	165	1703	74.0
OPPONENTS	23				450	1166	.386	113	371	.305	353	506	.698	239	441	680	29.6	486	-	218	337	43	119	1366	59.4

INDIVIDUAL STATS—LOSSES


RECORD:	OVERALL	HOME	AWAY	NEUTRAL
All Games	0-9	0-1	0-5	0-3
Conference	0-3	0-1	0-2	0-0
Non-Conference	0-6	0-0	0-3	0-3

## Player	GP	GS	Min	Avg	TOTAL			3-PTS			FT	FTA	Pct	REBOUNDS				PF	FO	A	TO	Blk	Stl	Pts	Avg
					FG	FGA	Pct	3FG	FGA	Pct				Off	Def	Tot	Avg								
02 HANSEN, Travis	9	9	301	33.4	43	113	.381	6	28	.214	53	63	.841	16	29	45	5.0	38	5	22	27	8	11	145	16.1
55 ARAUJO, Rafael	9	9	254	28.2	45	93	.484	1	6	.167	27	44	.614	36	59	95	10.6	35	1	10	31	4	10	118	13.1
03 BIGELOW, Mark	9	9	328	36.4	35	110	.318	15	52	.288	27	35	.771	13	28	41	4.6	23	0	25	24	5	11	112	12.4
24 WOODBERRY, Kevin	9	8	241	26.8	18	58	.310	13	41	.317	6	13	.462	0	15	15	1.7	15	0	19	21	1	8	55	6.1
52 JENSEN, Jared	9	6	179	19.9	19	37	.514	0	0	.000	12	18	.667	12	13	25	2.8	27	1	0	7	3	0	50	5.6
14 BOWER, Ricky	9	1	154	17.1	14	35	.400	7	18	.389	10	11	.909	5	8	13	1.4	15	0	13	8	1	5	45	5.0
12 ROBERTS, Marc	2	0	16	8.0	2	3	.667	0	1	.000	2	2	1.000	1	3	4	2.0	5	1	0	3	0	0	6	3.0
05 SHOFF, Jake	9	2	100	11.1	8	12	.667	0	0	.000	7	8	.875	9	12	21	2.3	15	1	2	4	0	5	23	2.6
15 ALLEN, John	6	0	40	6.7	3	6	.500	1	1	1.000	5	6	.833	3	5	8	1.3	8	0	1	3	0	1	12	2.0
04 LEMES, Luiz	8	0	62	7.8	5	12	.417	2	6	.333	2	2	1.000	0	5	5	0.6	8	0	1	1	0	2	14	1.8
40 HOWARD, Dan	7	0	42	6.0	4	5	.800	0	0	.000	1	1	1.000	2	5	7	1.0	11	1	1	1	3	1	9	1.3
32 JEPSEN, Bart	3	0	5	1.7	1	3	.333	0	0	.000	0	0	.000	0	1	1	0.3	0	0	0	0	0	0	2	0.7
10 NASHIF, Terry	9	1	103	11.4	1	10	.100	0	6	.000	3	6	.500	0	7	7	0.8	16	0	6	8	0	3	5	0.6
TM TEAM														21	16	37	4.1	0				3			
TOTAL	9				186	497	.388	45	158	.283	155	209	.742	118	206	324	36.0	216	10	100	141	25	57	596	66.2
OPPONENTS	9				217	475	.457	46	146	.315	186	249	.747	98	214	312	34.7	197	-	124	126	34	54	666	74.0




2002-2003 RESULTS & LEADERS – ALL GAMES


OPPONENT	DATE	SCORE	WL	POINTS	REBOUNDS	ASSISTS	STEALS	BLOCKED SHOTS
vs Toledo	11/22/02	71-56	W	22-Hansen, Travis	8-Hansen, Travis	5-Hansen, Travis	2-Woodberry, Kevin 2-Nashif, Terry	1-Araujo, Rafael
vs Kansas State	11/23/02	73-64	W	19-Hansen, Travis	5-Jensen, Jared	4-Bigelow, Mark	3-Bigelow, Mark	3-Howard, Dan
vs St. Bonaventure	11/25/02	66-57	W	15-Jensen, Jared	12-Hansen, Travis	2-Nashif, Terry 2-Bigelow, Mark 2-Woodberry, Kevin	2-Woodberry, Kevin 2-Nashif, Terry	2-Araujo, Rafael
Rice	11/30/02	95-56	W	19-Bigelow, Mark	8-Araujo, Rafael	5-Nashif, Terry	3-Araujo, Rafael 3-Woodberry, Kevin	1-Howard, Dan 1-Woodberry, Kevin 1-Hansen, Travis
at Arizona State	12/04/02	64-60	W	23-Hansen, Travis	11-Araujo, Rafael	4-Woodberry, Kevin	2-Bower, Ricky	3-Araujo, Rafael
at Creighton	12/07/02	64-74	L	21-Bigelow, Mark	12-Araujo, Rafael	4-Bower, Ricky	2-Bower, Ricky	1-(4 players)
San Diego	12/11/02	64-49	W	17-Hansen, Travis	8-Bigelow, Mark	5-Bigelow, Mark	4-Woodberry, Kevin	2-Hansen, Travis
Utah State	12/14/02	66-56	W	13-Bigelow, Mark 13-Hansen, Travis	7-Araujo, Rafael	6-Woodberry, Kevin	1-Woodberry, Kevin 1-Bower, Ricky 1-Shoff, Jake	1-Hansen, Travis 1-Bigelow, Mark 1-Araujo, Rafael
UC Santa Barbara	12/21/02	69-56	W	19-Hansen, Travis	7-Hansen, Travis	5-Hansen, Travis	1-Hansen, Travis 1-Nashif, Terry 1-Bower, Ricky	2-Jensen, Jared
at San Francisco	12/23/02	72-84	L	24-Araujo, Rafael	17-Araujo, Rafael	3-Bower, Ricky 3-Woodberry, Kevin	3-Araujo, Rafael	1-Araujo, Rafael
Southern Utah	12/28/02	93-60	W	17-Araujo, Rafael	7-Araujo, Rafael	6-Woodberry, Kevin	2-Nashif, Terry	1-Nashif, Terry
Pepperdine	01/02/03	84-68	W	19-Araujo, Rafael	11-Araujo, Rafael	5-Hansen, Travis	2-Hansen, Travis 2-Woodberry, Kevin	2-Hansen, Travis
vs Oklahoma State	01/04/03	65-78	L	14-Hansen, Travis	14-Araujo, Rafael	3-Hansen, Travis	1-(6 players w/ 1)	None
at Weber State	01/08/03	69-75	L	19-Araujo, Rafael	9-Araujo, Rafael	3-Woodberry, Kevin	2-Woodberry, Kevin 2-Araujo, Rafael	1-(4 players)
Idaho State	01/11/03	77-58	W	17-Araujo, Rafael	10-Araujo, Rafael	3-Nashif, Terry 3-Bigelow, Mark	4-Araujo, Rafael	1-Jepsen, Bart 1-Jensen, Jared 1-Bigelow, Mark
UNLV	01/16/03	85-77	W	22-Araujo Rafael	15-Araujo, Rafael	7-Nashif, Terry	3-Araujo, Rafael	2-Nashif, Terry
at San Diego State	01/20/03	80-69	W	21-Bigelow, Mark	5-Araujo, Rafael	3-Jensen, Jared 3-Nashif, Terry 3-Araujo, Rafael	3-Bigelow, Mark 3-Araujo, Rafael	1-Howard, Dan
Utah	01/25/03	75-79	L	21-Hansen, Travis	12-Hansen, Travis	4-Hansen, Travis	2-Hansen, Travis	3-Hansen, Travis
New Mexico	02/01/03	80-64	W	19-Hansen, Travis	6-Araujo, Rafael	4-Bigelow, Mark	3-Bigelow, Mark	1-Jensen, Jared
Air Force	02/03/03	65-33	W	16-Hansen, Travis	12-Araujo, Rafael	5-Bower, Ricky	2-Bigelow, Mark	1-Hansen, Travis 1-Araujo, Rafael 1-Lemes, Luiz
at Wyoming	02/08/03	74-66	W	23-Bigelow, Mark	10-Shoff, Jake	4-Nashif, Terry	5-Woodberry, Kevin	1-Hansen, Travis
at Colorado State	02/10/03	77-68	W	27-Hansen, Travis	6-Shoff, Jake 6-Araujo, Rafael	5-Woodberry, Kevin	5-Woodberry, Kevin	1-Howard, Dan 1-Hansen, Travis
at UNLV	02/14/03	54-61	L	18-Hansen, Travis	10-Araujo, Rafael	5-Bigelow, Mark	1-Hansen, Travis 1-Bigelow, Mark 1-Woodberry, Kevin 1-Shoff, Jake	1-Hansen, Travis 1-Bigelow, Mark 1-Woodberry, Kevin
San Diego State	02/17/03	66-64	W	19-Hansen, Travis	8-Hansen, Travis	3-Hansen, Travis 3-Bower, Ricky	2-Woodberry, Kevin	1-Bigelow, Mark
at Utah	02/24/03	64-71	L	13-Araujo, Rafael 13-Hansen, Travis	6-Araujo, Rafael	3-Hansen, Travis	3-Bigelow, Mark	None
at Air Force	03/01/03	56-43	W	31-Araujo, Rafael	9-Araujo, Rafael	2-Woodberry, Kevin 2-Nashif, Terry	5-Araujo, Rafael	1-Bower, Ricky
at New Mexico	03/03/03	91-81	W	26-Hansen, Travis	14-Araujo, Rafael	7-Nashif, Terry	2-Hansen, Travis	1-Araujo, Rafael
Wyoming	03/06/03	69-50	W	23-Hansen, Travis	9-Araujo, Rafael	3-Bigelow, Mark	2-Woodberry, Kevin 2-Araujo, Rafael	2-Hansen, Travis
Colorado State	03/08/03	67-55	W	20-Bigelow, Mark	10-Shoff, Jake	3-Nashif, Terry	2-Jensen, Jared 2-Araujo, Rafael	None
vs New Mexico	03/13/03	71-56	W	19-Araujo, Rafael	13-Araujo, Rafael	4-Woodberry, Kevin	3-Woodberry, Kevin	2-Woodberry, Kevin
vs Colorado State	03/14/03	80-86	LOT	22-Hansen, Travis	10-Araujo, Rafael	5-Bigelow, Mark	2-Araujo, Rafael	1-(5 players)
vs Connecticut	03/20/03	53-58	L	21-Hansen, Travis	8-Araujo, Rafael	4-Woodberry, Kevin	3-Bigelow, Mark	2-Hansen, Travis



BOWER



BIGELOW



LEMES



HOWARD

2002-2003 INDIVIDUAL GAME HIGHS

POINTS

- 31 Araujo, Rafael at Air Force (03/01/03)
- 27 Hansen, Travis at Colorado State (2-10-03)
- 26 Hansen, Travis at New Mexico (03/03/03)
- 24 Araujo, Rafael at Univ. of San Francisco (12/23/02)
- 23 Hansen, Travis vs University of Wyoming (03/06/03)
- 23 Bigelow, Mark at Wyoming (2-8-03)
- 23 Hansen, Travis at Arizona State (12-04-02)

FIELD GOALS MADE

- 13 Araujo, Rafael at Air Force (03/01/03)
- 11 Araujo, Rafael at Univ. of San Francisco (12/23/02)

FIELD GOAL ATT

- 21 Hansen, Travis vs Connecticut (3/20/03)
- 20 Araujo, Rafael at Univ. of San Francisco (12/23/02)

FG PCT (min 4 made)

- 1.000 (6-6) Shoff, Jake vs Pepperdine (01/02/03)
- 1.000 (6-6) Jensen, Jared vs Rice (11/30/02)

3 PT FG MADE

- 5 Bigelow, Mark at San Diego State (01-20-03)
- 4 Bigelow, Mark vs New Mexico (02/01/03)
- 4 Bower, Ricky vs New Mexico (02/01/03)
- 4 Bigelow, Mark vs UNLV (01/16/03)
- 4 Bower, Ricky vs Idaho State (1/11/03)
- 4 Bigelow, Mark vs Southern Utah (12/28/02)
- 4 Bigelow, Mark at Creighton (12-07-02)

3 PT FG ATTEMPTS

- 9 Bigelow, Mark at San Diego State (01-20-03)
- 9 Woodberry, Kevin at Univ. of San Francisco (12/23/02)

3-PT FG PCT (min 3 made)

- 1.000 (3-3) Nashif, Terry at San Diego State (01-20-03)
- .750 (3-4) Bigelow, Mark at Wyoming (2-8-03)

FREE THROWS MADE

- 14 Hansen, Travis vs Utah (01/25/03)
- 12 Hansen, Travis at New Mexico (03/03/03)

FREE THROW ATT

- 15 Hansen, Travis vs Utah (01/25/03)
- 12 Hansen, Travis at New Mexico (03/03/03)
- 12 Hansen, Travis vs UC Santa Barbara (12/21/02)

FT PCT (min 6 made)

- 1.000 (12-12) Hansen, Travis at New Mexico (03/03/03)
- 1.000 (9-9) Bigelow, Mark at Colorado State (2-10-03)
- 1.000 (7-7) Bigelow, Mark vs UNLV (01/16/03)
- 1.000 (6-6) Hansen, Travis at Utah (02/24/03)
- 1.000 (6-6) Bigelow, Mark at Wyoming (2-8-03)
- 1.000 (6-6) Bower, Ricky vs Utah State (12/14/02)
- 1.000 (6-6) Nashif, Terry vs RICE (11/30/02)
- 1.000 (6-6) Hansen, Travis vs Toledo (11/22/02)

REBOUNDS

- 17 Araujo, Rafael at Univ. of San Francisco (12/23/02)
- 15 Araujo, Rafael vs UNLV (01/16/03)

ASSISTS

- 7 Nashif, Terry at New Mexico (03/03/03)
- 7 Nashif, Terry vs UNLV (01/16/03)

STEALS

- 5 Araujo, Rafael at Air Force (03/01/03)
- 5 Woodberry, Kevin at Colorado State (2-10-03)
- 5 Woodberry, Kevin at Wyoming (2-8-03)

BLOCKED SHOTS

- 3 Hansen, Travis vs Utah (01/25/03)
- 3 Araujo, Rafael at Arizona State (12-04-02)
- 3 Howard, Dan vs Kansas State (11/23/02)

TURNOVERS

- 8 Hansen, Travis vs St. Bonaventure (11/25/02)

2002-2003 CATEGORY LEADERS

FG PERCENTAGE	FG	ATT	Pct
SHOFF, Jake	28	46	.609
JENSEN, Jared	81	141	.574
ARAUJO, Rafael	155	278	.558
HOWARD, Dan	13	26	.500
ALLEN, John	19	41	.463
BOWER, Ricky	44	99	.444
JEPSEN, Bart	8	18	.444
HANSEN, Travis	169	383	.441
BIGELOW, Mark	145	332	.437
LEMES, Luiz	17	43	.395
WOODBERRY, Kevin	62	175	.354
NASHIF, Terry	21	61	.344

FIELD GOAL ATTEMPTS	G	Att	Att/G
HANSEN, Travis	32	383	12.0
BIGELOW, Mark	32	332	10.4
ARAUJO, Rafael	32	278	8.7
WOODBERRY, Kevin	32	175	5.5
JENSEN, Jared	32	141	4.4

FIELD GOALS MADE	G	Made	Made/G
HANSEN, Travis	32	169	5.3
ARAUJO, Rafael	32	155	4.8
BIGELOW, Mark	32	145	4.5
JENSEN, Jared	32	81	2.5
WOODBERRY, Kevin	32	62	1.9

3-POINT PERCENTAGE	3FG	ATT	Pct
ALLEN, John	9	16	.563
BOWER, Ricky	29	66	.439
BIGELOW, Mark	63	151	.417
NASHIF, Terry	10	26	.385
HANSEN, Travis	36	106	.340
LEMES, Luiz	7	21	.333
JEPSEN, Bart	1	3	.333
WOODBERRY, Kevin	36	113	.319
ARAUJO, Rafael	3	11	.273
ROBERTS, Marc	0	3	.000
SHOFF, Jake	0	1	.000

3-POINT FG ATTEMPTS	G	Att	Att/G
BIGELOW, Mark	32	151	4.7
WOODBERRY, Kevin	32	113	3.5
HANSEN, Travis	32	106	3.3
BOWER, Ricky	32	66	2.1
NASHIF, Terry	32	26	0.8

3-POINT FGS MADE	G	Made	Made/G
BIGELOW, Mark	32	63	2.0
WOODBERRY, Kevin	32	36	1.1
HANSEN, Travis	32	36	1.1
BOWER, Ricky	32	29	0.9
NASHIF, Terry	32	10	0.3

FT PERCENTAGE	FT	ATT	Pct
ALLEN, John	19	20	.950
BOWER, Ricky	49	56	.875
BIGELOW, Mark	93	112	.830
JENSEN, Jared	77	96	.802
HANSEN, Travis	163	204	.799
NASHIF, Terry	17	23	.739
ROBERTS, Marc	13	18	.722
LEMES, Luiz	6	9	.667
ARAUJO, Rafael	70	109	.642
SHOFF, Jake	21	33	.636
WOODBERRY, Kevin	41	68	.603
JEPSEN, Bart	1	2	.500

FREE THROW ATTEMPTS	G	Att	Att/G
HANSEN, Travis	32	204	6.4
BIGELOW, Mark	32	112	3.5
ARAUJO, Rafael	32	109	3.4
JENSEN, Jared	32	96	3.0
WOODBERRY, Kevin	32	68	2.1

FREE THROWS MADE	G	Made	Made/G
HANSEN, Travis	32	163	5.1
ARAUJO, Rafael	32	70	2.2
BIGELOW, Mark	32	93	2.9
JENSEN, Jared	32	77	2.4
WOODBERRY, Kevin	32	41	1.3
BOWER, Ricky	32	49	1.5

POINTS	G	Pts	Pts/G
HANSEN, Travis	32	537	16.8
BIGELOW, Mark	32	446	13.9
ARAUJO, Rafael	32	383	12.0
JENSEN, Jared	32	239	7.5
WOODBERRY, Kevin	32	201	6.3
BOWER, Ricky	32	166	5.2
SHOFF, Jake	30	77	2.6
NASHIF, Terry	32	69	2.2
ALLEN, John	25	66	2.6
LEMES, Luiz	27	47	1.7
HOWARD, Dan	24	31	1.3
ROBERTS, Marc	11	19	1.7

POINTS AVERAGE	G	Pts	Avg/G
HANSEN, Travis	32	537	16.8
BIGELOW, Mark	32	446	13.9
ARAUJO, Rafael	32	383	12.0
JENSEN, Jared	32	239	7.5
WOODBERRY, Kevin	32	201	6.3
BOWER, Ricky	32	166	5.2
ALLEN, John	25	66	2.6
SHOFF, Jake	30	77	2.6
NASHIF, Terry	32	69	2.2
LEMES, Luiz	27	47	1.7
ROBERTS, Marc	11	19	1.7
HOWARD, Dan	24	31	1.3

REBOUNDS	G	Reb	Reb/G
ARAUJO, Rafael	32	286	8.9
HANSEN, Travis	32	152	4.8
BIGELOW, Mark	32	118	3.7
JENSEN, Jared	32	105	3.3
SHOFF, Jake	30	89	3.0

REBOUND AVERAGE	G	Reb	Avg/G
ARAUJO, Rafael	32	286	8.9
HANSEN, Travis	32	152	4.8
BIGELOW, Mark	32	118	3.7
JENSEN, Jared	32	105	3.3
SHOFF, Jake	30	89	3.0

ASSISTS	G	No.	A/G
WOODBERRY, Kevin	32	80	2.5
HANSEN, Travis	32	77	2.4
BIGELOW, Mark	32	74	2.3
NASHIF, Terry	32	68	2.1
BOWER, Ricky	32	43	1.3

STEALS	G	No.	S/G
WOODBERRY, Kevin	32	46	1.4
ARAUJO, Rafael	32	45	1.4
BIGELOW, Mark	32	33	1.0
HANSEN, Travis	32	29	0.9
NASHIF, Terry	32	18	0.6

OFFENSIVE REBOUNDS	G	No.	Avg/G
ARAUJO, Rafael	32	91	2.8
HANSEN, Travis	32	54	1.7
JENSEN, Jared	32	39	1.2
SHOFF, Jake	30	35	1.2
BIGELOW, Mark	32	28	0.9

DEFENSIVE REBOUNDS	G	No.	Avg/G
ARAUJO, Rafael	32	195	6.1
HANSEN, Travis	32	98	3.1
BIGELOW, Mark	32	90	2.8
JENSEN, Jared	32	66	2.1
WOODBERRY, Kevin	32	65	2.0


BLOCKED SHOTS	G	No.	Blk/G
HANSEN, Travis	32	20	0.6
ARAUJO, Rafael	32	15	0.5
BIGELOW, Mark	32	12	0.4
HOWARD, Dan	24	9	0.4
JENSEN, Jared	32	9	0.3

MINUTES	G	No.	Min/G
BIGELOW, Mark	32	1025	32.0
HANSEN, Travis	32	1025	32.0
WOODBERRY, Kevin	32	822	25.7
ARAUJO, Rafael	32	802	25.1
JENSEN, Jared	32	693	21.7

FOULS	G	No.	Per/G
ARAUJO, Rafael	32	118	3.7
JENSEN, Jared	32	99	3.1
HANSEN, Travis	32	97	3.0
BIGELOW, Mark	32	74	2.3
WOODBERRY, Kevin	32	52	1.6

FOULOUTS	G	No.
ARAUJO, Rafael	32	7
JENSEN, Jared	32	6
HANSEN, Travis	32	5
BIGELOW, Mark	32	2
SHOFF, Jake	30	1
HOWARD, Dan	24	1
ROBERTS, Marc	11	1

TURNOVERS	G	No.	TO/G
ARAUJO, Rafael	32	94	2.9
HANSEN, Travis	32	84	2.6
WOODBERRY, Kevin	32	57	1.8
BIGELOW, Mark	32	56	1.8
JENSEN, Jared	32	32	1.0



RAFAEL ARAUJO

STATS SUMMARY – ALL GAMES

SUMMARY	GP	GS	Min/G	FG%	3PT%	FT%	R/G	A/G	STL	BLK	PTS/G
HANSEN, Travis	32	32	32.0	.441	.340	.799	4.8	2.4	29	20	16.8
BIGELOW, Mark	32	32	32.0	.437	.417	.830	3.7	2.3	33	12	13.9
ARAUJO, Rafael	32	32	25.1	.558	.273	.642	8.9	1.2	45	15	12.0
JENSEN, Jared	32	25	21.7	.574	.000	.802	3.3	0.4	8	9	7.5
WOODBERRY, Kevin	32	26	25.7	.354	.319	.603	2.2	2.5	46	8	6.3
BOWER, Ricky	32	5	17.6	.444	.439	.875	1.4	1.3	17	3	5.2
ALLEN, John	25	0	7.5	.463	.563	.950	1.3	0.4	2	0	2.6
SHOFF, Jake	30	2	10.5	.609	.000	.636	3.0	0.3	10	0	2.6
NASHIF, Terry	32	6	14.7	.344	.385	.739	1.6	2.1	18	3	2.2
LEMES, Luiz	27	0	8.4	.395	.333	.667	0.9	0.4	8	2	1.7
ROBERTS, Marc	11	0	5.7	.273	.000	.722	1.1	0.3	2	0	1.7
HOWARD, Dan	24	0	6.8	.500	.000	.417	0.9	0.1	2	9	1.3
JEPSEN, Bart	19	0	3.8	.444	.333	.500	0.7	0.0	2	1	0.9
TOTAL	32			.463	.375	.755	35.4	13.4	222	82	71.8
OPPONENTS	32			.406	.308	.714	31.0	10.7	173	77	63.5

STATS SUMMARY – CONFERENCE GAMES


GP	GS	Min/G	FG%	3PT%	FT%	R/G	A/G	STL	BLK	PTS/G
14	14	33.5	.449	.353	.830	4.8	2.1	15	9	18.1
14	14	33.4	.447	.440	.933	3.9	2.4	19	3	15.5
14	14	25.1	.569	.400	.564	8.6	1.0	22	3	12.3
14	10	21.7	.574	.000	.857	3.0	0.6	4	1	8.1
14	9	25.2	.400	.429	.692	2.6	2.3	20	1	6.3
14	4	18.2	.419	.419	.875	1.1	1.2	4	1	4.5
9	0	3.8	.333	.400	.750	1.0	0.1	0	0	1.2
14	0	10.9	.550	.000	.563	3.4	0.2	4	0	2.2
14	5	16.9	.269	.500	.625	2.0	3.0	5	2	1.7
11	0	6.8	.294	.125	1.000	0.7	0.3	3	1	1.3
8	0	4.6	.167	.000	.700	1.1	0.1	1	0	1.1
7	0	6.0	.250	.000	.000	0.6	0.0	1	2	0.3
6	0	3.5	.400	.000	.000	0.5	0.0	0	0	0.7
14			.463	.400	.777	35.1	13.2	98	23	71.6
14			.410	.336	.738	29.6	10.1	74	30	62.9

SCORING	FG	FGA	FG%	3FG	3FGA	3PT%	FT	FTA	FT%	PTS	PTS/G
HANSEN, Travis	169	383	.441	36	106	.340	163	204	.799	537	16.8
BIGELOW, Mark	145	332	.437	63	151	.417	93	112	.830	446	13.9
ARAUJO, Rafael	155	278	.558	3	11	.273	70	109	.642	383	12.0
JENSEN, Jared	81	141	.574	0	0	.000	77	96	.802	239	7.5
WOODBERRY, Kevin	62	175	.354	36	113	.319	41	68	.603	201	6.3
BOWER, Ricky	44	99	.444	29	66	.439	49	56	.875	166	5.2
ALLEN, John	19	41	.463	9	16	.563	19	20	.950	66	2.6
SHOFF, Jake	28	46	.609	0	1	.000	21	33	.636	77	2.6
NASHIF, Terry	21	61	.344	10	26	.385	17	23	.739	69	2.2
LEMES, Luiz	17	43	.395	7	21	.333	6	9	.667	47	1.7
ROBERTS, Marc	3	11	.273	0	3	.000	13	18	.722	19	1.7
HOWARD, Dan	13	26	.500	0	0	.000	5	12	.417	31	1.3
JEPSEN, Bart	8	18	.444	1	3	.333	1	2	.500	18	0.9
TOTAL	765	1654	.463	194	517	.375	575	762	.755	2299	71.8
OPPONENTS	667	1641	.406	159	517	.308	539	755	.714	2032	63.5

FG	FGA	FG%	3FG	3FGA	3PT%	FT	FTA	FT%	PTS	PTS/G
79	176	.449	18	51	.353	78	94	.830	254	18.1
71	159	.447	33	75	.440	42	45	.933	217	15.5
74	130	.569	2	5	.400	22	39	.564	172	12.3
39	68	.574	0	0	.000	36	42	.857	114	8.1
26	65	.400	18	42	.429	18	26	.692	88	6.3
18	43	.419	13	31	.419	14	16	.875	63	4.5
3	9	.333	2	5	.400	3	4	.750	11	1.2
11	20	.550	0	1	.000	9	16	.563	31	2.2
7	26	.269	5	10	.500	5	8	.625	24	1.7
5	17	.294	1	8	.125	3	3	1.000	14	1.3
1	6	.167	0	1	.000	7	10	.700	9	1.1
1	4	.250	0	0	.000	0	2	.000	2	0.3
2	5	.400	0	1	.000	0	0	.000	4	0.7
337	728	.463	92	230	.400	237	305	.777	1093	71.6
279	680	.410	83	247	.336	240	325	.738	861	62.9

TOTALS	O-REB	D-REB	TOTAL	PF	FO	A	TO	A/TO	HI Pts
HANSEN, Travis	54	98	152	97	5	77	84	0.9	27
BIGELOW, Mark	28	90	118	74	2	74	56	1.3	23
ARAUJO, Rafael	91	195	286	118	7	38	94	0.4	31
JENSEN, Jared	39	66	105	99	6	14	32	0.4	19
WOODBERRY, Kevin	6	65	71	52	0	80	57	1.4	17
BOWER, Ricky	7	38	45	46	0	43	28	1.5	14
ALLEN, John	7	25	32	37	0	10	9	1.1	8
SHOFF, Jake	35	54	89	46	1	8	14	0.6	15
NASHIF, Terry	5	47	52	43	0	68	23	3.0	11
LEMES, Luiz	1	22	23	18	0	11	6	1.8	9
ROBERTS, Marc	5	7	12	16	1	3	11	0.3	6
HOWARD, Dan	8	14	22	29	1	2	11	0.2	11
JEPSEN, Bart	4	10	14	11	0	0	5	0.0	7
TOTAL	353	781	1134	688	23	428	436	1.0	95
OPPONENTS	337	655	992	683	-	342	463	0.7	86


O-REB	D-REB	TOTAL	PF	FO	A	TO	A/TO	HI Pts
24	43	67	41	0	30	34	0.9	27
16	39	55	33	2	33	21	1.6	23
38	83	121	49	5	14	41	0.3	31
22	20	42	49	3	9	15	0.6	19
3	34	37	21	0	32	20	1.6	17
2	13	15	18	0	17	10	1.7	14
2	7	9	5	0	1	2	0.5	5
18	29	47	25	0	3	5	0.6	4
3	25	28	23	0	42	15	2.8	11
0	8	8	5	0	3	0	0.0	7
4	5	9	8	0	1	5	0.2	6
2	2	4	5	0	0	4	0.0	2
1	2	3	4	0	0	2	0.0	2
163	328	491	287	10	185	176	1.1	91
137	277	414	286	5	142	195	0.7	81



2002-2003 GAME-BY-GAME (POINTS-REBOUNDS-ASSISTS)


OPPONENT	DATE	SCORE	WL	02 HANSEN	03 BIGELOW	04 LEMES	05 SHOFF	10 NASHIF	12 ROBERTS	14 BOWER	15 ALLEN	24 WOODBERRY
vs Toledo	11/22/02	71-56	W	22-8-5	12-5-3	0-1-0	DNP	3-3-1	DNP	10-3-1	5-1-1	5-3-1
vs Kansas State	11/23/02	73-64	W	19-2-2	18-3-4	0-1-1	0-4-0	3-0-0	DNP	7-4-2	5-1-0	2-0-3
vs St. Bonaventure	11/25/02	66-57	W	12-12-1	11-2-2	0-0-0	2-1-0	2-1-2	DNP	4-5-1	5-4-0	8-1-2
Rice	11/30/02	95-56	W	9-4-4	19-1-2	7-2-2	DNP	10-5-5	DNP	3-0-0	2-3-1	10-2-0
at Arizona State	12/04/02	64-60	W	23-1-3	6-2-1	0-0-0	1-2-1	0-2-0	DNP	2-0-2	8-3-1	3-4-4
at Creighton	12/07/02	64-74	L	11-2-2	21-6-2	3-1-1	0-0-0	0-2-0	DNP	9-1-4	0-1-0	3-0-0
San Diego	12/11/02	64-49	W	17-7-3	10-8-5	0-0-1	4-1-0	0-1-1	DNP	0-0-0	3-2-0	8-2-0
Utah State	12/14/02	66-56	W	13-4-1	13-4-0	0-1-0	3-3-2	0-1-0	DNP	8-0-1	0-0-0	12-3-6
UC Santa Barbara	12/21/02	69-56	W	19-7-5	11-3-0	0-1-0	0-1-0	9-2-3	DNP	9-1-4	4-1-1	2-1-1
at Univ. of San Francisco	12/23/02	72-84	L	13-5-2	8-4-2	DNP	9-3-0	0-1-0	DNP	4-3-3	0-0-0	10-2-3
Southern Utah	12/28/02	93-60	W	12-1-4	14-0-3	3-1-1	2-3-0	6-0-5	DNP	9-5-4	8-1-2	6-2-6
Pepperdine	01/02/03	84-68	W	17-6-5	12-2-3	6-2-1	15-5-1	0-1-3	DNP	2-0-2	4-2-1	5-3-4
vs Oklahoma State	01/04/03	65-78	L	14-1-3	11-3-2	0-1-0	0-2-1	2-0-1	DNP	9-1-2	2-0-0	7-0-1
at Weber State	01/08/03	69-75	L	12-6-1	7-6-1	0-0-0	0-2-0	3-0-0	6-3-0	10-4-0	4-3-1	6-1-3
Idaho State	01/11/03	77-58	W	16-2-0	9-4-3	DNP	0-2-0	3-3-3	3-0-2	13-1-0	5-1-1	4-4-2
UNLV	01/16/03	85-77	W	20-6-3	21-3-2	DNP	2-2-0	2-4-7	DNP	3-0-1	2-0-0	2-0-1
at San Diego State	01/20/03	80-69	W	14-4-2	21-4-0	0-0-1	4-1-1	11-3-3	0-0-0	7-2-0	DNP	8-1-1
Utah	01/25/03	75-79	L	21-12-4	16-5-3	0-0-0	2-0-0	0-1-2	DNP	10-2-3	1-0-0	0-0-2
New Mexico	02/01/03	80-64	W	19-5-3	18-5-4	3-1-1	0-0-0	0-3-3	2-3-1	14-2-3	0-2-0	6-4-2
Air Force	02/03/03	65-33	W	16-5-1	6-7-2	7-1-1	3-3-0	0-3-4	6-3-0	5-5-5	3-3-0	4-6-3
at Wyoming	02/08/03	74-66	W	15-2-1	23-2-2	DNP	4-10-0	0-0-4	DNP	3-0-0	DNP	0-6-3
at Colorado State	02/10/03	77-68	W	27-3-3	21-4-1	0-0-0	3-6-0	3-0-1	0-0-0	0-0-1	0-0-0	17-1-5
at UNLV	02/14/03	54-61	L	18-5-3	4-6-5	0-0-0	0-5-1	0-2-3	DNP	0-0-0	5-4-0	9-3-1
San Diego State	02/17/03	66-64	W	19-8-3	16-4-2	DNP	2-2-0	0-0-1	DNP	9-1-3	0-0-1	8-2-2
at Utah	02/24/03	64-71	L	13-2-3	12-4-2	2-1-0	4-2-0	0-1-0	0-1-0	2-0-1	DNP	8-4-1
at Air Force	03/01/03	56-43	W	8-4-0	12-2-1	0-2-0	0-1-0	2-4-2	0-0-0	3-0-0	DNP	0-3-2
at New Mexico	03/03/03	91-81	W	26-4-1	14-1-4	2-1-0	0-0-0	3-3-7	DNP	2-0-0	DNP	11-2-5
Wyoming	03/06/03	69-50	W	23-5-2	13-6-3	0-1-0	4-5-0	3-0-2	1-1-0	2-2-0	0-0-0	5-2-2
Colorado State	03/08/03	67-55	W	15-2-1	20-2-2	0-1-0	3-10-1	0-4-3	0-1-0	3-1-0	0-0-0	10-3-2
vs New Mexico	03/13/03	71-56	W	11-5-2	14-3-0	5-2-1	2-6-0	4-2-2	1-0-0	3-0-0	0-0-0	10-1-4
vs Colorado State	03/14/03	80-86	LOT	22-6-2	21-2-5	9-1-0	2-2-0	0-0-0	DNP	0-0-0	DNP	7-1-4
vs Connecticut	03/20/03	53-58	L	21-6-2	12-5-3	0-1-0	6-5-0	0-0-0	DNP	1-2-0	DNP	5-4-4

OPPONENT	DATE	SCORE	WL	32 JEPSEN	40 HOWARD	52 JENSEN	55 ARAUJO
vs Toledo	11/22/02	71-56	W	0-0-0	11-2-0	2-1-0	1-5-0
vs Kansas State	11/23/02	73-64	W	0-0-0	0-2-1	10-5-0	9-4-0
vs St. Bonaventure	11/25/02	66-57	W	DNP	0-0-0	15-6-0	7-10-1
Rice	11/30/02	95-56	W	7-2-0	4-0-0	18-5-0	6-8-3
at Arizona State	12/04/02	64-60	W	0-0-0	0-2-0	12-6-1	9-11-3
at Creighton	12/07/02	64-74	L	2-1-0	0-0-1	9-3-0	6-12-1
San Diego	12/11/02	64-49	W	0-1-0	0-0-0	11-4-1	11-4-2
Utah State	12/14/02	66-56	W	0-0-0	0-0-0	7-3-1	10-7-2
UC Santa Barbara	12/21/02	69-56	W	DNP	0-0-0	9-5-0	6-5-0
at Univ. of San Francisco	12/23/02	72-84	L	DNP	0-0-0	4-2-0	24-17-0
Southern Utah	12/28/02	93-60	W	5-3-0	3-2-0	8-2-0	17-7-0
Pepperdine	01/02/03	84-68	W	0-3-0	0-1-0	4-3-1	19-11-0
vs Oklahoma State	01/04/03	65-78	L	0-0-0	3-1-0	6-2-0	11-14-2
at Weber State	01/08/03	69-75	L	DNP	DNP	2-3-0	19-9-1
Idaho State	01/11/03	77-58	W	0-1-0	2-2-0	5-7-1	17-10-1
UNLV	01/16/03	85-77	W	DNP	DNP	11-4-0	22-15-1
at San Diego State	01/20/03	80-69	W	DNP	0-0-0	7-3-3	8-5-3
Utah	01/25/03	75-79	L	DNP	0-0-0	6-0-0	19-9-0
New Mexico	02/01/03	80-64	W	0-0-0	DNP	15-5-1	3-6-2
Air Force	02/03/03	65-33	W	2-1-0	0-0-0	4-0-0	9-12-0
at Wyoming	02/08/03	74-66	W	2-1-0	DNP	10-3-0	17-7-0
at Colorado State	02/10/03	77-68	W	0-0-0	0-1-0	4-5-0	2-6-0
at UNLV	02/14/03	54-61	L	DNP	DNP	12-6-0	6-10-0
San Diego State	02/17/03	66-64	W	DNP	DNP	10-3-1	2-5-2
at Utah	02/24/03	64-71	L	DNP	2-0-0	8-3-0	13-6-1
at Air Force	03/01/03	56-43	W	DNP	DNP	0-1-1	31-9-0
at New Mexico	03/03/03	91-81	W	DNP	DNP	19-6-2	14-14-3
Wyoming	03/06/03	69-50	W	0-1-0	0-2-0	6-0-0	12-9-2
Colorado State	03/08/03	67-55	W	0-0-0	0-1-0	2-3-1	14-8-0
vs New Mexico	03/13/03	71-56	W	0-0-0	2-0-0	0-0-0	19-13-3
vs Colorado State	03/14/03	80-86	LOT	0-0-0	4-5-0	1-3-0	14-10-3
vs Connecticut	03/20/03	53-58	L	DNP	0-1-0	2-3-0	6-8-2




BYU GAME HIGHS

POINTS95	vs Rice (11/30/02)
.....	.93	vs Southern Utah (12/28/02)
.....	.91	at New Mexico (03/03/03)
.....	.85	vs UNLV (01/16/03)
.....	.84	vs Pepperdine (01/02/03)
FIELD GOALS MADE33	vs Rice (11/30/02)
.....	.32	vs Pepperdine (01/02/03)
FIELD GOAL ATTEMPTS64	vs Connecticut (3/20/03)
.....	.63	at Univ. of San Francisco (12/23/02)
FIELD GOAL PERCENTAGE623 (33-53)	vs Rice (11/30/02)
.....	.583 (28-48)	vs Idaho State (1/11/03)
3 PT FIELD GOALS MADE14	vs Southern Utah (12/28/02)
.....	.11	vs New Mexico (02/01/03)
3 PT FG ATTEMPTS24	vs Southern Utah (12/28/02)
.....	.21	vs San Diego State (02/17/03)
.....	.21	vs New Mexico (02/01/03)
3 PT FG PERCENTAGE615 (8-13)	vs Toledo (11/22/02)
.....	.588 (10-17)	at San Diego State (01-20-03)
FREE THROWS MADE27	vs UNLV (01/16/03)
.....	.26	at New Mexico (03/03/03)
.....	.26	at San Diego State (01-20-03)
FREE THROW ATTEMPTS35	at Univ. of San Francisco (12/23/02)
.....	.34	at San Diego State (01-20-03)
.....	.34	vs Kansas State (11/23/02)
FREE THROW PERCENTAGE929 (26-28)	at New Mexico (03/03/03)
.....	.905 (19-21)	at Colorado State (2-10-03)
REBOUNDS55	vs Air Force (02/03/03)
.....	.47	at UNLV (02/14/03)
ASSISTS25	vs Southern Utah (12/28/02)
.....	.22	at New Mexico (03/03/03)
STEALS14	at Colorado State (2-10-03)
.....	.12	vs Rice (11/30/02)
BLOCKED SHOTS5	vs Colorado State (03/14/03)
.....	.5	vs UC Santa Barbara (12/21/02)
.....	.5	at Arizona State (12-04-02)
.....	.5	vs St. Bonaventure (11/25/02)
.....	.5	vs Kansas State (11/23/02)
TURNOVERS23	at UNLV (02/14/03)
.....	.23	at Creighton (12-07-02)
FOULS30	at Weber State (01-08-03)
.....	.28	at Univ. of San Francisco (12/23/02)



BYU GAME LOWS

POINTS53	vs Connecticut (3/20/03)
.....	.54	at UNLV (02/14/03)
.....	.56	at Air Force (03/01/03)
.....	.64	at Arizona State (12-04-02)
.....	.64	at Creighton (12-07-02)
.....	.64	vs San Diego (12/11/02)
.....	.64	at Utah (02/24/03)
FIELD GOALS MADE19	vs Utah State (12/14/02)
.....	.19	vs Oklahoma State (01-04-03)
.....	.19	at UNLV (02/14/03)
.....	.19	at Air Force (03/01/03)
FIELD GOAL ATTEMPTS34	at Air Force (03/01/03)
.....	.42	vs Utah State (12/14/02)
.....	.42	vs UC Santa Barbara (12/21/02)
FIELD GOAL PERCENTAGE313 (20-64)	vs Connecticut (3/20/03)
.....	.345 (19-55)	at UNLV (02/14/03)
3 PT FIELD GOALS MADE1	at Arizona State (12-04-02)
.....	.2	at Air Force (03/01/03)
.....	.2	vs Connecticut (3/20/03)
3 PT FG ATTEMPTS7	at Arizona State (12-04-02)
.....	.10	at Air Force (03/01/03)
.....	.10	vs Colorado State (03/08/03)
3 PT FG PERCENTAGE118 (2-17)	vs Connecticut (3/20/03)
.....	.143 (1-7)	at Arizona State (12-04-02)
FREE THROWS MADE9	vs San Diego State (02/17/03)
.....	.11	at Creighton (12-07-02)
.....	.11	vs San Diego (12/11/02)
.....	.11	at UNLV (02/14/03)
.....	.11	vs Connecticut (3/20/03)
FREE THROW ATTEMPTS13	at Creighton (12-07-02)
.....	.13	vs San Diego State (02/17/03)
.....	.13	vs Connecticut (3/20/03)
FREE THROW PERCENTAGE550 (11-20)	vs San Diego (12/11/02)
.....	.652 (15-23)	vs Air Force (02/03/03)
REBOUNDS25	at San Diego State (01-20-03)
.....	.27	at Colorado State (2-10-03)
.....	.27	at Utah (02/24/03)
ASSISTS6	at Air Force (03/01/03)
.....	.7	at Weber State (01-08-03)
STEALS3	vs Utah State (12/14/02)
.....	.3	vs UC Santa Barbara (12/21/02)
.....	.3	vs Utah (01/25/03)
BLOCKED SHOTS0	vs Oklahoma State (01-04-03)
.....	.0	at Utah (02/24/03)
.....	.0	vs Colorado State (03/08/03)
TURNOVERS7	vs New Mexico (03/13/03)
.....	.8	at New Mexico (03/03/03)
.....	.8	vs Colorado State (03/14/03)
FOULS14	vs Idaho State (1/11/03)
.....	.15	vs Air Force (02/03/03)




OPPONENT GAME HIGHS


POINTS86	vs Colorado State (03/14/03)
.....	.84	at Univ. of San Francisco (12/23/02)
.....	.81	at New Mexico (03/03/03)
.....	.79	vs Utah (01/25/03)
.....	.78	vs Oklahoma State (01-04-03)
FIELD GOALS MADE29	at Univ. of San Francisco (12/23/02)
.....	.28	vs Colorado State (03/14/03)
FIELD GOAL ATTEMPTS64	at Creighton (12-07-02)
.....	.64	vs St. Bonaventure (11/25/02)
FIELD GOAL PERCENTAGE549 (28-51)	vs Colorado State (03/14/03)
.....	.510 (26-51)	vs Oklahoma State (01-04-03)
3 PT FIELD GOALS MADE12	vs New Mexico (02/01/03)
.....	.8	at Utah (02/24/03)
.....	.8	at Creighton (12-07-02)
3 PT FG ATTEMPTS33	vs Air Force (02/03/03)
.....	.28	at Creighton (12-07-02)
3 PT FG PERCENTAGE500 (6-12)	at Colorado State (2-10-03)
.....	.467 (7-15)	vs San Diego State (02/17/03)
FREE THROWS MADE27	at Weber State (01-08-03)
.....	.25	vs Colorado State (03/14/03)
.....	.25	at New Mexico (03/03/03)
FREE THROW ATTEMPTS36	at Weber State (01-08-03)
.....	.33	vs Colorado State (03/14/03)
FREE THROW PERCENTAGE958 (23-24)	vs UNLV (01/16/03)
.....	.920 (23-25)	at Utah (02/24/03)
REBOUNDS41	vs Connecticut (3/20/03)
.....	.38	vs Utah (01/25/03)
.....	.38	at Univ. of San Francisco (12/23/02)
ASSISTS24	vs Colorado State (03/14/03)
.....	.16	vs Utah (01/25/03)
.....	.16	vs Idaho State (1/11/03)
STEALS11	at UNLV (02/14/03)
.....	.10	vs Oklahoma State (01-04-03)
BLOCKED SHOTS8	vs Connecticut (3/20/03)
.....	.6	vs Toledo (11/22/02)
TURNOVERS24	vs San Diego (12/11/02)
.....	.24	vs Rice (11/30/02)
FOULS27	at Weber State (01-08-03)
.....	.27	at Univ. of San Francisco (12/23/02)

OPPONENT GAME LOWS

POINTS33	vs Air Force (02/03/03)
.....	.43	at Air Force (03/01/03)
.....	.49	vs San Diego (12/11/02)
.....	.50	vs Wyoming (03/06/03)
.....	.55	vs Colorado State (03/08/03)
FIELD GOALS MADE11	vs Air Force (02/03/03)
.....	.14	vs San Diego (12/11/02)
.....	.14	at Air Force (03/01/03)
FIELD GOAL ATTEMPTS36	at Air Force (03/01/03)
.....	.42	vs San Diego (12/11/02)
FIELD GOAL PERCENTAGE216 (11-51)	vs Air Force (02/03/03)
.....	.281 (18-64)	vs St. Bonaventure (11/25/02)
3 PT FIELD GOALS MADE0	vs Utah State (12/14/02)
.....	.1	vs Southern Utah (12/28/02)
3 PT FG ATTEMPTS5	vs Utah State (12/14/02)
.....	.7	vs Southern Utah (12/28/02)
3 PT FG PERCENTAGE000 (0-5)	vs Utah State (12/14/02)
.....	.133 (2-15)	at Weber State (01-08-03)
FREE THROWS MADE5	at Arizona State (12-04-02)
.....	.6	vs Air Force (02/03/03)
FREE THROW ATTEMPTS10	vs Air Force (02/03/03)
.....	.13	vs Idaho State (1/11/03)
.....	.13	vs New Mexico (03/13/03)
FREE THROW PERCENTAGE333 (5-15)	at Arizona State (12-04-02)
.....	.538 (7-13)	vs Idaho State (1/11/03)
REBOUNDS19	vs Idaho State (1/11/03)
.....	.19	at Air Force (03/01/03)
ASSISTS6	vs Southern Utah (12/28/02)
.....	.6	vs Wyoming (03/06/03)
STEALS0	vs New Mexico (03/13/03)
.....	.2	at San Diego State(01-20-03)
BLOCKED SHOTS0	vs UC Santa Barbara (12/21/02)
.....	.0	vs Southern Utah (12/28/02)
.....	.0	vs Pepperdine (01/02/03)
.....	.0	at Weber State (01-08-03)
.....	.0	vs Idaho State (1/11/03)
.....	.0	vs San Diego State (02/17/03)
TURNOVERS8	at New Mexico (03/03/03)
.....	.9	vs Air Force (02/03/03)
FOULS15	at Creighton (12-07-02)
.....	.15	vs Idaho State (1/11/03)



RICKY BOWER




JAKE SHOFF


2002-2003 BYU/OPPONENT GAME-BY-GAME STATS

Opponent	1st	2nd	Score	Mar	Total FG	FG Pct	3-Pointers	3FG Pct	Free Throws	FT Pct	Rebounds	Mar	Assist	TOver	Block	Steal	Fouls
Toledo	36/29	35/27	71-56	+15	21-49/18-52	.429/.346	8-13/5-19	.615/.263	21-27/15-23	.778/.652	35/29	+6	12/7	17/17	1/6	6/4	25/23
Kansas State	31/36	42/28	73-64	+9	21-44/21-52	.477/.404	7-13/3-8	.538/.375	24-34/19-31	.706/.613	32/29	+3	13/9	13/10	5/4	5/6	26/23
St. Bonaventure	28/34	38/23	66-57	+9	20-50/18-64	.400/.281	4-15/6-17	.267/.353	22-27/15-22	.815/.682	46/36	+10	9/7	18/11	5/2	6/8	23/24
Rice	56/29	39/27	95-56	+39	33-53/18-54	.623/.333	7-13/3-16	.538/.188	22-27/17-22	.815/.773	35/31	+4	17/8	14/24	3/2	12/7	19/22
Arizona State	35/25	29/35	64-60	+4	23-45/26-63	.511/.413	1-7/3-11	.143/.273	17-24/5-15	.708/.333	37/32	+5	16/11	21/14	5/3	7/7	22/17
Creighton	32/36	32/38	64-74	(10)	23-50/27-64	.460/.422	7-17/8-28	.412/.286	11-13/12-18	.846/.667	34/36	(2)	11/15	23/12	4/5	6/9	21/15
San Diego	26/28	38/21	64-49	+15	25-55/14-42	.455/.333	3-12/4-18	.250/.222	11-20/17-23	.550/.739	35/32	+3	13/7	14/24	4/3	11/5	17/22
Utah State	31/35	35/21	66-56	+10	19-42/21-51	.452/.412	7-19/0-5	.368/.000	21-29/14-20	.724/.700	28/32	(4)	13/12	11/14	3/2	3/4	19/24
UC Santa Barbara	28/26	41/30	69-56	+13	20-42/19-52	.476/.365	6-20/6-23	.300/.261	23-27/12-17	.852/.706	29/31	(2)	14/8	13/17	5/0	3/4	21/24
Univ. of San Francisco	27/46	45/38	72-84	(12)	23-63/29-57	.365/.509	3-17/5-17	.176/.294	23-35/21-27	.657/.778	40/38	+2	10/14	12/18	1/4	10/4	28/27
Southern Utah	37/25	56/35	93-60	+33	29-50/19-44	.580/.432	14-24/1-7	.583/.143	21-29/21-30	.724/.700	33/30	+3	25/6	10/17	1/0	7/6	22/23
Pepperdine	37/30	47/38	84-68	+16	32-59/20-58	.542/.345	3-15/7-21	.200/.333	17-26/21-29	.654/.724	40/36	+4	21/11	12/13	3/0	6/7	25/26
Oklahoma State	30/35	35/43	65-78	(13)	19-44/26-51	.432/.510	7-18/3-8	.389/.375	20-25/23-31	.800/.742	30/28	+2	12/14	19/11	0/2	6/10	24/24
Weber State	20/35	49/40	69-75	(6)	21-55/23-49	.382/.469	5-18/2-15	.278/.133	22-31/27-36	.710/.750	38/36	+2	7/10	18/13	4/0	5/3	30/27
Idaho State	34/23	43/35	77-58	+19	28-48/23-53	.583/.434	9-16/5-16	.563/.313	12-18/7-13	.667/.538	43/19	+24	13/16	19/12	3/0	8/9	14/15
UNLV	43/33	42/44	85-77	+8	26-55/24-57	.473/.421	6-12/6-17	.500/.353	27-33/23-24	.818/.958	38/31	+7	15/11	12/13	3/1	7/7	24/24
San Diego State	41/31	39/38	80-69	+11	22-45/23-49	.489/.469	10-17/7-16	.588/.438	26-34/16-22	.765/.727	25/34	(9)	14/9	11/19	1/5	10/2	23/26
Utah	37/40	38/39	75-79	(4)	24-51/25-51	.471/.490	6-16/7-18	.375/.389	21-29/22-32	.724/.688	33/38	(5)	14/16	14/13	4/3	3/6	24/26
New Mexico	39/31	41/33	80-64	+16	27-55/19-48	.491/.396	11-21/12-26	.524/.462	15-17/14-19	.882/.737	38/26	+12	20/7	12/14	1/3	7/3	17/17
Air Force	30/10	35/23	65-33	+32	21-45/11-51	.467/.216	8-14/5-33	.571/.152	15-23/6-10	.652/.600	55/21	+34	16/7	16/9	3/2	4/7	15/22
Wyoming	35/28	39/38	74-66	+8	28-62/18-47	.452/.383	6-14/6-14	.429/.429	12-16/24-30	.750/.800	37/31	+6	10/11	11/13	1/3	8/6	22/17
Colorado State	33/33	44/35	77-68	+9	25-54/22-44	.463/.500	8-19/6-12	.421/.500	19-21/18-27	.905/.667	27/30	(3)	11/15	12/21	2/2	14/4	24/22
UNLV	27/27	27/34	54-61	(7)	19-55/22-55	.345/.400	5-20/4-16	.250/.250	11-15/13-20	.733/.650	47/31	+16	13/11	23/12	3/3	4/11	19/16
San Diego State	40/36	26/28	66-64	+2	24-51/21-48	.471/.438	9-21/7-15	.429/.467	9-13/15-21	.692/.714	28/33	(5)	15/12	10/12	1/0	4/5	19/19
Utah	26/31	38/40	64-71	(7)	22-53/20-45	.415/.444	5-19/8-18	.263/.444	15-19/23-25	.789/.920	27/31	(4)	8/12	13/20	0/4	9/5	22/21
Air Force	26/22	30/21	56-43	+13	19-34/14-36	.559/.389	2-10/4-20	.200/.200	16-22/11-20	.727/.550	29/19	+10	6/8	14/14	1/1	9/5	18/19
New Mexico	38/35	53/46	91-81	+10	30-55/25-59	.545/.424	5-17/6-19	.294/.316	26-28/25-30	.929/.833	34/30	+4	22/10	8/8	1/1	5/3	21/20
Wyoming	36/25	33/25	69-50	+19	25-58/17-43	.431/.395	6-20/2-9	.300/.222	13-18/14-22	.722/.636	35/32	+3	11/6	10/17	2/1	8/4	21/20
Colorado State	34/23	33/32	67-55	+12	25-55/18-47	.455/.383	5-10/3-14	.500/.214	12-17/16-23	.706/.696	38/27	+11	10/7	10/10	0/1	6/6	18/17
New Mexico	25/20	46/36	71-56	+15	24-51/21-52	.471/.404	4-16/6-15	.250/.400	19-23/8-13	.826/.615	33/29	+4	12/13	7/14	3/1	9/0	17/20
Colorado State	39/29	28/38	80-86	(6)	27-62/28-51	.435/.549	5-17/5-12	.294/.417	21-29/25-33	.724/.758	34/33	+1	14/24	8/13	5/5	6/3	26/25
Connecticut	26/26	27/32	53-58	(5)	20-64/17-52	.313/.327	2-17/4-14	.118/.286	11-13/20-27	.846/.741	41/41	-	11/8	11/14	4/8	8/3	22/16

*NOTE: GAME TOTALS ARE DISPLAYED IN THE FORMAT BYU/OPPONENT FOR EACH CATEGORY



JARED JENSEN



MARK BIGELOW

GAME #1

Brigham Young University
University of San Diego

71
56

November 22, 2002

Sports and Fitness Center • SLThomas, Virgin Islands (2,153)

Table with columns: Player, tot-fg, 3-pt, rebounds, etc. Rows include Toledo Rockets 0-1 and BYU Cougars 1-0.

Summary statistics for Game #1: TOTAL FG%, 3-Pt. FG%, F Throw %, DEADBALL REBOUNDS.

Technical fouls and Score by Periods for Game #1.

Additional summary statistics for Game #1.

Officials: (R) Karl Hess, (U) Tony Greene, Pat Adams

Technical fouls: Brigham Young University-None, Toledo-TEAM

Score by Periods for Game #1.

2002 Paradise Jam Basketball Tournament, presented by Basketball Travelers.

GAME #2

Brigham Young University
Kansas State

73
64

November 23, 2002

Sports and Fitness Center • SLThomas, Virgin Islands (2,213)

Table with columns: Player, tot-fg, 3-pt, rebounds, etc. Rows include BYU Cougars 2-0 and Kansas State 0-1.

Summary statistics for Game #2: TOTAL FG%, 3-Pt. FG%, F Throw %, DEADBALL REBOUNDS.

Technical fouls and Score by Periods for Game #2.

Additional summary statistics for Game #2.

Officials: (R) Mike Wood (U) Manny Upton, Keith Maxwell

Technical fouls: Kansas State-None, BYU Cougars-Hansen, Travis

Score by Periods for Game #2.

BYU-#2 Travis Hansen ejected at 8:48 in the second half.

GAME #3

Brigham Young University
St. Bonaventure

66
57

November 25, 2002

Sports and Fitness Center • SLThomas, Virgin Islands (2,473)

Table with columns: Player, tot-fg, 3-pt, rebounds, etc. Rows include St. Bonaventure 2-1 and BYU Cougars 3-0.

Summary statistics for Game #3: TOTAL FG%, 3-Pt. FG%, F Throw %, DEADBALL REBOUNDS.

Technical fouls and Score by Periods for Game #3.

Additional summary statistics for Game #3.

Officials: (R) Karl Hess, (U) Tony Greene, Pat Adams

Technical fouls: BYU-None, St. Bonaventure-None.

Score by Periods for Game #3.

Championship game of the 2002 Paradise Jam Tournament.

GAME #4

Brigham Young University
Rice University

95
56

November 30, 2002

Marriott Center • Provo, Utah (13,323)

Table with columns: Player, tot-fg, 3-pt, rebounds, etc. Rows include Rice Owls 2-2 and Brigham Young 4-0.

Summary statistics for Game #4: TOTAL FG%, 3-Pt. FG%, F Throw %, DEADBALL REBOUNDS.

Technical fouls and Score by Periods for Game #4.

Additional summary statistics for Game #4.

Officials: Bill Gracey, Bobby McRoy, Kelly Self

Technical fouls: RICE-None, BRIGHAM YOUNG Cougars-None.

Score by Periods for Game #4.

Points in the paint-RICE 8 BY 26. Points off turnovers-RICE 10 BY 30.

GAME #5

Brigham Young University
Arizona State

64
60

December 4, 2002

Wells Fargo Arena • Tempe, Arizona (7,165)

Table with columns: Player, tot-fg, 3-pt, rebounds, etc. Rows include BYU Cougars 5-0 and Arizona State 4-2.

Summary statistics for Game #5: TOTAL FG%, 3-Pt. FG%, F Throw %, DEADBALL REBOUNDS.

Technical fouls and Score by Periods for Game #5.

Additional summary statistics for Game #5.

Officials: Dave Libbey, Michael Eggers, Brian Harrison

Technical fouls: Brigham Young-None, Arizona State-None.

Score by Periods for Game #5.

Points in the paint-BY 10 ASU 18. Points off turnovers-BY 13 ASU 16.

GAME #6

Brigham Young University
Creighton

64
74

December 7, 2002

Omaha Civic Auditorium Center • Omaha, Nebraska (8,529)

Table with columns: Player, tot-fg, 3-pt, rebounds, etc. Rows include BYU Cougars 5-1 and Creighton 6-0.

Summary statistics for Game #6: TOTAL FG%, 3-Pt. FG%, F Throw %, DEADBALL REBOUNDS.

Technical fouls and Score by Periods for Game #6.

Additional summary statistics for Game #6.

Officials: Bob Staffen, Randy McCall, Mark Mcullen

Technical fouls: BYU Cougars-None, Creighton-None.

Score by Periods for Game #6.

Fouled out: #2 Travis Hansen (31.1)

GAME #7

Brigham Young University
University of San Diego

64
49

December 11, 2002
Marriott Center • Provo (11,600)

San Diego 4-3
Player
03 SMITH, Travis
10 MORRIS, Roy
32 BELSER, Corey
34 BLAIR, Jason
43 KEEP, Jason
11 STOKALPER, Derek
14 DELZELL, Matt
20 McGRAIN, Mike
42 LEWIS, Nick
TEAM
Totals

TOTAL FG% 1st Half: 9-23 39.1% 2nd Half: 5-19 26.3% Game: 33.3% DEADBALL REBOUNDS
3-Pt. FG% 1st Half: 3-9 33.3% 2nd Half: 1-9 11.1% Game: 22.2%
F Throw % 1st Half: 7-10 70.0% 2nd Half: 10-13 76.9% Game: 73.9%

Brigham Young 6-1
Player
02 HANSEN, Travis
24 WOODBERRY, Kevin
03 BIGELOW, Mark
52 JENSEN, Jared
55 ARAUJO, Rafael
04 LEMES, Luiz
05 SHOFF, Jake
10 NASHIF, Terry
14 BOWER, Ricky
15 ALLEN, John
32 JEPSEN, Bart
40 HOWARD, Dan
TEAM
Totals

TOTAL FG% 1st Half: 10-27 37.0% 2nd Half: 15-28 53.6% Game: 45.5% DEADBALL REBOUNDS
3-Pt. FG% 1st Half: 2-5 40.0% 2nd Half: 1-7 14.3% Game: 25.0%
F Throw % 1st Half: 4-8 50.0% 2nd Half: 7-12 58.3% Game: 55.0%

Officials: Duane Allen, Roosevelt Brown, Mill Stowe
Technical fouls: San Diego-None. BYU Cougars-HANSEN, Travis.

Score by Periods
1st 2nd Total
San Diego 28 21 49
BYU Cougars 26 38 64

Points in the paint-USD 8, BY 24. Points off turnovers-USD 9, BY 28. 2nd chance points-USD 6, BY 14. Fast break points-USD 0, BY 0. Bench points-USD 16, BY 7. Score tied-7 times. Lead changes-9 times.

GAME #8

Brigham Young University
Utah State

66
56

December 14, 2001
Marriott Center • Provo (14,734)

Utah State Aggies 5-2
Player
02 PENNIGAR, Desmond
05 JOHNSON, Toriano
11 PUZEY, Mike
15 BUTLER, Cardell
20 BROWN, Mark
01 ROSS, Ronnie
04 HARRIS, Nate
21 BROWN, Calvin
32 NELSON, Spencer
44 EVANS, Chad
TEAM
Totals

TOTAL FG% 1st Half: 13-26 50.0% 2nd Half: 8-25 32.0% Game: 41.2% DEADBALL REBOUNDS
3-Pt. FG% 1st Half: 0-1 0.0% 2nd Half: 0-4 0.0% Game: 0.0%
F Throw % 1st Half: 9-13 69.2% 2nd Half: 5-7 71.4% Game: 70.0%

Brigham Young Cougars 7-1
Player
03 BIGELOW, Mark
52 JENSEN, Jared
55 ARAUJO, Rafael
02 HANSEN, Travis
24 WOODBERRY, Kevin
04 LEMES, Luiz
05 SHOFF, Jake
10 NASHIF, Terry
14 BOWER, Ricky
15 ALLEN, John
32 JEPSEN, Bart
40 HOWARD, Dan
TEAM
Totals

TOTAL FG% 1st Half: 10-23 43.5% 2nd Half: 9-19 47.4% Game: 45.2% DEADBALL REBOUNDS
3-Pt. FG% 1st Half: 4-12 33.3% 2nd Half: 3-7 42.9% Game: 36.6%
F Throw % 1st Half: 7-10 70.0% 2nd Half: 14-19 73.7% Game: 72.4%

Officials: Tim Gabutero, Mike Giarratno, Bobby McKay
Technical fouls: Utah State University-None. BRIGHAM YOUNG Cougars-None.

Score by Periods
1st 2nd Total
Utah State University 35 21 56
Brigham Young Cougars 31 35 66

Points in the paint-USU 20, BY 12. Points off turnovers-USU 16, BY 19. 2nd chance points-USU 18, BY 6. Bench points-USU 21, BY 11. Score tied-7 times. Lead changes-9 times.

GAME #9

Brigham Young University
UC Santa Barbara

69
56

December 21, 2002
Marriott Center • Provo (12,250)

UC Santa Barbara 3-5
Player
30 HULL, Mark
33 FULLOVE, Brand.
50 WHITEHEAD, B.
03 JONES, Jacob
05 ATAKO, Jacoby
01 BROWN, Cecil
02 DAVID, Josh
15 OLVER, Christmen
32 COOK, Casey
35 WARD, B.J.
51 REANEY, Scott
TEAM
Totals

TOTAL FG% 1st Half: 8-27 29.6% 2nd Half: 11-25 44.0% Game: 36.5% DEADBALL REBOUNDS
3-Pt. FG% 1st Half: 4-13 30.8% 2nd Half: 2-10 20.0% Game: 26.1%
F Throw % 1st Half: 6-9 66.7% 2nd Half: 6-8 75.0% Game: 70.6%

Brigham Young 8-1
Player
03 BIGELOW, Mark
52 JENSEN, Jared
55 ARAUJO, Rafael
02 HANSEN, Travis
24 WOODBERRY, Kevin
04 LEMES, Luiz
05 SHOFF, Jake
10 NASHIF, Terry
14 BOWER, Ricky
15 ALLEN, John
40 HOWARD, Dan
TEAM
Totals

TOTAL FG% 1st Half: 9-22 40.9% 2nd Half: 11-20 55.0% Game: 47.6% DEADBALL REBOUNDS
3-Pt. FG% 1st Half: 4-12 33.3% 2nd Half: 4-8 50.0% Game: 30.0%
F Throw % 1st Half: 6-6 100% 2nd Half: 17-21 81.0% Game: 85.2%

Officials: Lonnie Dixon, Shawn Lehigh, Verne Harris
Technical fouls: UC Santa Barbara-None. BYU Cougars-None.

Score by Periods
1st 2nd Total
UC Santa Barbara 26 30 56
BYU Cougars 28 41 69

Points in the paint-UCSB 12, BY 14. Points off turnovers-UCSB 10, BY 19. 2nd chance points-UCSB 9, BY 1. Fast break points-UCSB 4, BY 7. Bench points-UCSB 12, BY 22. Score tied-4 times. Lead changes-11 times.

GAME #10

Brigham Young University
University of San Francisco

72
84

December 23, 2002
War Memorial Gymnasium • San Francisco (3,978)

BYU Cougars 8-2
Player
02 HANSEN, Travis
52 JENSEN, Jared
55 ARAUJO, Rafael
03 BIGELOW, Mark
24 WOODBERRY, Kevin
05 SHOFF, Jake
10 NASHIF, Terry
14 BOWER, Ricky
15 ALLEN, John
40 HOWARD, Dan
TEAM
Totals

TOTAL FG% 1st Half: 9-30 30.0% 2nd Half: 14-33 42.4% Game: 36.5% DEADBALL REBOUNDS
3-Pt. FG% 1st Half: 0-6 0.0% 2nd Half: 3-11 27.3% Game: 17.6%
F Throw % 1st Half: 9-16 56.3% 2nd Half: 14-19 73.7% Game: 65.7%

Univ. of San Francisco 3-6
Player
03 TUCKER, Darrell
44 BROUSSARD, Alvin
00 BAYLESS, James
05 GAINES, Jason
13 STALLWORTH, S.
01 QUEEN, Brandon
15 CHAMBERS, Michael
33 COX, John
35 HARRIS, Jason
50 CISSE, Mamadou
TEAM
Totals

TOTAL FG% 1st Half: 17-28 60.7% 2nd Half: 12-29 41.4% Game: 50.9% DEADBALL REBOUNDS
3-Pt. FG% 1st Half: 4-10 40.0% 2nd Half: 1-7 14.3% Game: 29.4%
F Throw % 1st Half: 8-11 72.7% 2nd Half: 13-16 81.3% Game: 77.8%

Officials: Charles Range, Michael Eggers, Chris Rastatter
Technical fouls: Brigham Young-HANSEN, Travis. Univ. of San Francisco-None.

Score by Periods
1st 2nd Total
Brigham Young 27 45 72
Univ. of San Francisco 46 38 84

Points in the paint-BY 32, USF 32. Points off turnovers-BY 14, USF 14. 2nd chance points-BY 13, USF 12. Bench points-BY 13, USF 16. Score tied-1 time. Lead changes-2 times.

GAME #11

Brigham Young University
Southern Utah

93
60

December 28, 2002
Marriott Center • Provo (12,924)

Southern Utah 5-5
Player
21 HENRY, Kevin
32 JACKSON, Donnie
33 PALMER, David
30 JAMES, Rand
01 COLLINS, Jay
01 OLSOFSKY, Lubor
10 MULDROF, Jordan
22 WILLIAMS, AJ
23 BALL, James
40 WARREN, Robbie
42 MILES, Aaron
TEAM
Totals

TOTAL FG% 1st Half: 10-22 45.5% 2nd Half: 9-22 40.9% Game: 43.2% DEADBALL REBOUNDS
3-Pt. FG% 1st Half: 1-2 50.0% 2nd Half: 0-5 0.0% Game: 14.3%
F Throw % 1st Half: 4-7 57.1% 2nd Half: 17-23 73.9% Game: 70.0%

Brigham Young 9-2
Player
03 BIGELOW, Mark
52 JENSEN, Jared
55 ARAUJO, Rafael
02 HANSEN, Travis
24 WOODBERRY, Kevin
04 LEMES, Luiz
05 SHOFF, Jake
10 NASHIF, Terry
14 BOWER, Ricky
15 ALLEN, John
32 JEPSEN, Bart
40 HOWARD, Dan
TEAM
Totals

TOTAL FG% 1st Half: 14-24 58.3% 2nd Half: 15-26 57.7% Game: 58.0% DEADBALL REBOUNDS
3-Pt. FG% 1st Half: 5-11 45.5% 2nd Half: 9-13 69.2% Game: 58.3%
F Throw % 1st Half: 4-6 66.7% 2nd Half: 17-23 73.9% Game: 72.4%

Officials: Ronnie Hernandez, Larry Spaulding, Jim Stupin
Technical fouls: Southern Utah University-None. BRIGHAM YOUNG Cougars-None.

Score by Periods
1st 2nd Total
Southern Utah University 25 35 60
Brigham Young Cougars 37 56 93

Points in the paint-SUU 14, BY 30. Points off turnovers-SUU 4, BY 23. 2nd chance points-SUU 12, BY 9. Fast break points-SUU 4, BY 5. Bench points-SUU 31, BY 36. Score tied-0 times. Lead changes-1 time.

GAME #12

Brigham Young University
Pepperdine

84
68

January 2, 2003
Marriott Center • Provo (12,562)

Pepperdine 8-5
Player
03 ACKER, Alex
20 JOHNSON, Terrance
32 MIGNINS, Jimmy
55 ARAUJO, Rafael
43 PATTEN, David
13 GRUBB, Derrick
21 TURNER, Robert
25 WESTPHAL, Mike
42 JOHNSON, Dustin
TEAM
Totals

TOTAL FG% 1st Half: 11-31 35.5% 2nd Half: 9-27 33.3% Game: 34.5% DEADBALL REBOUNDS
3-Pt. FG% 1st Half: 2-9 22.2% 2nd Half: 5-12 41.7% Game: 33.3%
F Throw % 1st Half: 6-9 66.7% 2nd Half: 15-20 75.0% Game: 72.4%

Brigham Young 10-2
Player
02 HANSEN, Travis
03 BIGELOW, Mark
55 ARAUJO, Rafael
24 WOODBERRY, Kevin
52 JENSEN, Jared
04 LEMES, Luiz
05 SHOFF, Jake
10 NASHIF, Terry
14 BOWER, Ricky
15 ALLEN, John
32 JEPSEN, Bart
40 HOWARD, Dan
TEAM
Totals

TOTAL FG% 1st Half: 17-30 56.7% 2nd Half: 15-29 51.7% Game: 54.2% DEADBALL REBOUNDS
3-Pt. FG% 1st Half: 2-10 20.0% 2nd Half: 1-5 20.0% Game: 20.0%
F Throw % 1st Half: 1-5 20.0% 2nd Half: 16-21 76.2% Game: 65.4%

Officials: Eddie Jackson, Bobby McKay, Tom O'Neill
Technical fouls: Pepperdine-PATTEN, David. BRIGHAM YOUNG Cougars-None.

Score by Periods
1st 2nd Total
Pepperdine 30 38 68
BYU Cougars 37 47 84

Points in the paint-PEP 12, BY 50. Points off turnovers-PEP 8, BY 22. 2nd chance points-PEP 15, BY 12. Fast break points-PEP 0, BY 8. Bench points-PEP 19, BY 27. Score tied-7 times. Lead changes-9 times.

GAME #13

Brigham Young University
Oklahoma State

65
78

January 4, 2003
Ford Center • Oklahoma City, Oklahoma (16,834) • 2003 Touchstone Energy All-College Classic

BYU Cougars 10-3	tot-fg	3-pt	rebounds	pts	tp	a	to	bks	s	min					
## Player	fg	fga	fg	fga	fta	of	de	tot	pf	tp	a	to	bks	s	min
52 Jensen, Jared	f	4	0	0	2	0	2	3	6	0	1	0	0	0	23
55 Araujo, Rafael	c	4	5	0	3	5	3	11	14	4	11	2	5	0	31
02 Hansen, Travis	g	4	9	2	4	4	6	0	1	1	5	14	3	0	1
03 Bigelow, Mark	g	3	7	2	4	3	4	0	3	3	11	2	3	0	31
24 Woodberry, Kevin	g	2	7	1	5	2	2	0	0	0	1	7	1	4	0
04 Lemes, Luiz	g	1	0	1	0	0	0	0	1	1	0	0	0	0	7
05 Shoff, Jake	g	0	1	0	0	0	0	2	2	2	1	0	1	2	17
10 Nashif, Terry	g	0	1	0	0	0	0	0	1	1	2	1	0	0	6
14 Bower, Ricky	g	2	7	2	4	3	3	1	0	1	2	9	2	0	1
15 Allen, John	g	1	1	0	0	0	0	0	0	2	2	0	1	0	3
32 Jesson, Bart	g	0	0	0	0	0	0	0	0	0	0	0	0	0	2
40 Howard, Dan	g	1	1	0	0	1	1	0	1	2	3	0	0	0	6
TEAM								4	1	5					
Totals.....	19	44	7	18	20	25	9	21	30	24	65	12	19	0	6

TOTAL FG%	1st Half: 10-25 40.0%	2nd Half: 9-19 47.4%	Game: 43.2%	DEADB
3-PT FG%	1st Half: 5-14 35.7%	2nd Half: 2-4 50.0%	Game: 38.9%	REBOUNDS
F Throw %	1st Half: 5-5 100%	2nd Half: 15-20 75.0%	Game: 80.0%	2

Oklahoma State 10-1	tot-fg	3-pt	rebounds	pts	tp	a	to	bks	s	min					
## Player	fg	fga	fg	fga	fta	of	de	tot	pf	tp	a	to	bks	s	min
23 McAvlin, Ivan	f	10	14	0	0	7	6	0	6	3	27	0	1	0	33
33 Miller, Jason	f	0	3	0	0	1	2	1	4	5	2	1	0	0	1
05 Williams, Victor	g	3	7	0	1	2	4	0	1	1	3	8	1	0	3
24 Allen, Tony	g	7	14	2	4	6	8	1	2	4	22	6	3	1	34
34 Sanders, Melvin	g	4	7	1	3	5	6	1	4	5	3	14	0	1	24
25 Weatherpoon, J.	g	1	2	0	0	0	2	2	2	2	2	2	0	0	16
30 Gasdon, Cheyne	g	1	3	0	0	2	2	0	0	3	4	5	2	0	21
40 Williams, Andre	g	0	1	0	0	0	0	0	3	3	0	0	1	1	17
TEAM								4	4	1					
Totals.....	26	51	3	8	23	31	9	19	28	78	14	11	2	0	200

TOTAL FG%	1st Half: 13-26 50.0%	2nd Half: 13-25 52.0%	Game: 51.0%	DEADB
3-PT FG%	1st Half: 2-4 50.0%	2nd Half: 1-4 25.0%	Game: 37.5%	REBOUNDS
F Throw %	1st Half: 7-7 100%	2nd Half: 16-24 66.7%	Game: 74.2%	3

Officials: Scott Thornley, Mark Whitehead, Eddie Jackson
Technical fouls: Brigham Young-None, Oklahoma State-TEAM.

Score by Periods	1st	2nd	Total
Brigham Young	30	35	65
Oklahoma State	35	43	78

Points in the paint-BY 12,OKST 20. Points off turnovers-BY 10,OKST 25.
2nd chance points-BY 13,OKST 13. Fast break points-BY 0,OKST 0.
Bench points-BY 16,OKST 6. Score tied-3 times. Lead changes-2 times.

GAME #14

Brigham Young University
Weber State

69
75

January 8, 2003
Bee Events Center • Ogden, Utah (10,820)

BYU Cougars 10-4	tot-fg	3-pt	rebounds	pts	tp	a	to	bks	s	min					
## Player	fg	fga	fg	fga	fta	of	de	tot	pf	tp	a	to	bks	s	min
02 HANSEN, Travis	f	4	11	1	6	3	0	3	3	6	5	12	1	5	1
05 SHOFF, Jake	f	0	0	0	0	0	0	1	1	2	0	0	0	0	10
55 ARAUJO, Rafael	c	6	14	0	0	7	10	6	3	9	4	19	1	2	29
03 BIGELOW, Mark	g	2	12	1	5	2	1	5	6	1	7	1	4	1	36
24 WOODBERRY, Kevin	g	2	3	1	1	2	0	1	1	4	6	3	0	2	26
04 LEMES, Luiz	g	0	1	0	0	0	0	0	0	0	0	0	0	0	4
10 NASHIF, Terry	g	1	2	0	1	1	2	0	0	0	1	3	0	0	19
12 ROBERTS, Marc	g	2	2	0	0	2	1	2	3	5	6	0	2	0	10
14 BOWER, Ricky	g	3	5	2	3	2	1	3	4	2	10	0	1	1	19
15 ALLEN, John	g	0	1	0	0	4	1	2	3	3	4	1	0	0	7
52 JENSEN, Jared	g	1	4	0	0	2	1	2	3	3	2	0	2	0	14
TEAM								1	1						
Totals.....	21	55	5	18	22	31	15	23	38	69	7	18	4	5	200

TOTAL FG%	1st Half: 7-23 30.4%	2nd Half: 14-32 43.8%	Game: 38.2%	DEADB
3-PT FG%	1st Half: 2-8 25.0%	2nd Half: 3-10 30.0%	Game: 27.8%	REBOUNDS
F Throw %	1st Half: 4-8 50.0%	2nd Half: 18-23 78.3%	Game: 71.0%	2

Weber State 10-5	tot-fg	3-pt	rebounds	pts	tp	a	to	bks	s	min					
## Player	fg	fga	fg	fga	fta	of	de	tot	pf	tp	a	to	bks	s	min
02 Sparrow, Nic	f	2	5	0	2	3	4	2	5	7	5	13	2	4	0
05 Ocolecij, Stobodan	f	4	7	0	2	5	7	2	7	9	5	13	0	2	0
35 Bachmann, Stephen	c	0	4	0	1	0	0	0	1	1	5	0	0	0	10
03 Boyette, Jermaine	g	11	16	0	1	15	7	2	2	9	3	37	1	2	36
22 Hamilton, John	g	2	11	1	8	3	4	0	4	1	8	1	1	0	37
23 Barton, Brad	g	1	1	1	0	0	2	4	4	1	3	3	0	0	22
42 Eyrle, Iainmadge	g	0	1	0	0	1	3	4	5	5	1	1	1	0	15
43 Morrison, Stevie	g	0	0	0	0	0	0	0	0	0	0	1	0	0	6
50 Danley, Pat	g	3	4	0	0	0	1	0	0	0	4	6	0	0	17
TEAM								1	2						
Totals.....	23	49	2	15	27	36	10	26	36	27	75	10	13	0	200

TOTAL FG%	1st Half: 11-27 40.7%	2nd Half: 12-22 54.5%	Game: 46.9%	DEADB
3-PT FG%	1st Half: 1-8 12.5%	2nd Half: 1-7 14.3%	Game: 13.3%	REBOUNDS
F Throw %	1st Half: 12-15 80.0%	2nd Half: 15-21 71.4%	Game: 75.0%	2

Officials: Michael Inring, Chris Rastatter, Byrne Haskins
Technical fouls: Brigham Young University-None, Weber State-None.

Score by Periods	1st	2nd	Total
Brigham Young University	20	49	69
Weber State	35	40	75

Points in the paint-BY 20,WEBSTER 32. Points off turnovers-BY 12,WEBSTER 21.
2nd chance points-BY 12,WEBSTER 9. Fast break points-BY 4,WEBSTER 10.
Bench points-BY 25,WEBSTER 10. Score tied-1 time. Lead changes-2 times.

GAME #15

Brigham Young University
Idaho State

77
58

January 11, 2003
Marriott Center • Provo (16,878)

Idaho State	tot-fg	3-pt	rebounds	pts	tp	a	to	bks	s	min					
## Player	fg	fga	fg	fga	fta	of	de	tot	pf	tp	a	to	bks	s	min
31 HENRY, Scott	f	2	3	0	0	0	2	2	3	0	10	1	2	0	2
34 WIRKLAND, Rashad	f	2	3	0	0	0	0	1	2	3	3	4	1	0	2
10 BROOKS, Alvin	g	4	8	1	3	0	0	0	0	0	2	9	3	0	24
23 POOLE, Marcus	g	3	7	0	1	1	2	1	2	3	7	4	1	0	27
30 SCHROEDER, David	g	0	4	0	3	1	2	0	0	0	0	1	2	0	28
03 JACKSON, Dion	g	1	0	0	0	0	0	0	2	2	2	4	1	0	9
05 LEVVIS, Zionelle	g	3	6	2	4	0	0	0	0	0	1	8	0	0	13
15 DUNHAM, Bruce	g	0	0	0	0	0	0	0	0	0	0	2	0	0	3
32 BROWN, Jeremy	g	5	13	2	5	1	4	2	1	3	2	13	2	0	15
42 SMITH, Jesse	g	1	2	0	0	0	0	0	1	1	2	0	1	0	10
44 MUKWAGI, Ray	g	1	3	0	0	0	0	1	0	2	2	0	1	0	15
TEAM								3	3						
Totals.....	23	53	5	16	7	13	8	11	19	58	16	12	0	0	200

TOTAL FG%	1st Half: 10-28 35.7%	2nd Half: 13-25 52.0%	Game: 43.4%	DEADB
3-PT FG%	1st Half: 2-9 22.2%	2nd Half: 3-7 42.9%	Game: 31.3%	REBOUNDS
F Throw %	1st Half: 1-2 50.0%	2nd Half: 6-11 54.5%	Game: 53.8%	0

Brigham Young 11-4	tot-fg	3-pt	rebounds	pts	tp	a	to	bks	s	min					
## Player	fg	fga	fg	fga	fta	of	de	tot	pf	tp	a	to	bks	s	min
03 BIGELOW, Mark	f	3	5	2	2	1	2	1	3	4	1	9	3	1	1
52 JENSEN, Jared	f	2	4	0	0	1	2	4	3	7	0	5	1	1	0
55 ARAUJO, Rafael	c	8	12	0	0	1	2	3	7	10	4	17	1	3	0
02 HANSEN, Travis	g	6	9	1	2	3	4	1	1	2	1	16	0	3	0
10 NASHIF, Terry	g	1	1	1											

GAME #23

Brigham Young University
UNLV

54
61

February 24, 2003

Thomas & Mack Center • Las Vegas, Nevada (13,414)

#	Player	tot-fg		3-pt		rebounds					pf	a	to	blk	s	min		
		fg	fga	fg	fga	ft	fta	of	de	tot								
03	BIGELOW, Mark	f	14	0	6	2	2	3	3	6	3	4	5	4	1	1	36	
52	JENSEN, Jared	f	5	0	0	2	2	4	2	6	3	12	0	0	0	0	32	
55	ARAUJO, Rafael	c	2	3	0	0	2	3	7	10	3	6	0	5	0	0	23	
02	HANSEN, Travis	g	6	15	1	5	6	3	2	5	3	18	3	4	1	1	39	
24	WOODBERRY, Kevin	g	3	8	3	5	0	1	0	3	3	2	9	1	5	1	29	
04	LEMES, Luiz	g	0	1	0	0	0	0	0	0	0	0	0	0	0	0	2	
05	SHOFF, Jake	g	0	1	0	0	0	0	0	0	1	4	5	1	0	0	17	
10	NASHIF, Terry	g	0	0	0	0	0	0	2	2	2	0	3	3	0	0	13	
14	BOWER, Ricky	g	0	2	0	0	0	0	0	0	0	0	0	0	0	0	4	
15	ALLEN, John	g	2	2	1	1	0	0	2	2	4	1	5	0	0	0	5	
TEAM																		
Totals			19	55	5	20	11	15	17	30	47	19	54	13	23	3	4	200

TOTAL FG%	1st Half: 11-29 37.9%	2nd Half: 8-26 30.8%	Game: 34.5%	DEADBALL
3-Pt. FG%	1st Half: 3-11 27.3%	2nd Half: 2-9 22.2%	Game: 25.0%	REBOUNDS
F Throw %	1st Half: 2-3 66.7%	2nd Half: 9-12 75.0%	Game: 73.3%	2

#	Player	tot-fg		3-pt		rebounds					pf	a	to	blk	s	min		
		fg	fga	fg	fga	ft	fta	of	de	tot								
10	JOHNSON, Dalton	f	6	12	1	2	6	7	2	2	4	5	19	2	3	0	37	
34	PETERS, James	f	7	2	0	0	1	2	2	1	3	4	5	1	2	0	3	36
55	EDWARDS, JK	c	4	7	0	0	1	3	7	10	5	9	2	2	2	3	26	
03	BANKS, Marcus	g	6	14	2	5	7	0	2	2	1	19	5	2	1	3	40	
05	LEWIS, Jermaine	g	2	11	0	6	0	0	5	5	1	4	0	2	0	2	38	
01	HUNTER, Demetrius	g	2	0	2	0	0	0	0	0	0	0	0	0	0	0	7	
12	TURNER, Ernest	g	1	1	1	0	0	0	0	0	0	0	0	0	0	0	2	
14	PEARSON, Dmani	g	1	1	0	0	0	1	2	4	0	2	1	0	0	0	14	
24	BIGBY, Lamar	g	0	0	0	0	0	0	0	0	0	0	0	0	0	0	0	
TEAM																		
Totals			22	55	4	16	13	20	10	21	31	16	61	11	12	3	11	200

TOTAL FG%	1st Half: 10-24 41.7%	2nd Half: 12-31 38.7%	Game: 40.0%	DEADBALL
3-Pt. FG%	1st Half: 2-8 25.0%	2nd Half: 2-8 25.0%	Game: 25.0%	REBOUNDS
F Throw %	1st Half: 5-8 62.5%	2nd Half: 8-12 66.7%	Game: 65.0%	0

Officials: Scott Thornley, Mark Whitehead, Shawn Leigh
Technical fouls: BYU-None, UNLV-PETERS, James.

Score by Periods	1st	2nd	Total
BYU	27	27	54
UNLV	27	34	61

Points in the paint-BYU 22, UNLV 30. Points off turnovers-BYU 6, UNLV 22.
2nd chance points-BYU 11, UNLV 11. Fast break points-BYU 2, UNLV 4.
Bench points-BYU 5, UNLV 5. Score tied-7 times. Lead changes-6 times.

GAME #24

Brigham Young University
San Diego State

66
64

February 17, 2003

Marriott Center • Provo (10,655)

#	Player	tot-fg		3-pt		rebounds					pf	a	to	blk	s	min		
		fg	fga	fg	fga	ft	fta	of	de	tot								
34	SANDERS, Aerick	f	3	5	0	0	4	4	2	3	5	4	10	0	0	0	21	
30	MACKELL, Mike	c	3	8	0	0	4	6	0	2	2	1	14	1	5	0	34	
00	JOHNSON, Tommy	g	3	8	2	4	0	0	2	1	3	1	8	2	0	1	29	
01	MOORE, Deandre	g	5	8	4	6	2	3	1	2	3	2	16	3	0	0	34	
04	BLAND, Tony	g	2	7	0	0	0	3	5	7	4	7	4	2	0	2	34	
05	HANOUR, Travis	g	0	2	0	0	0	0	2	2	4	3	0	1	0	0	10	
11	SIR, Steve	g	0	0	0	0	0	0	0	0	0	0	0	0	0	0	3	
15	SHARPER, John	g	0	0	0	0	0	0	0	0	0	0	0	0	0	0	1	
21	BURNS, Evan	g	2	4	0	1	2	3	1	5	6	3	6	1	1	0	24	
22	MANCKER, Chris	g	1	5	1	3	0	0	0	0	0	1	3	0	0	0	8	
TEAM																		
Totals			21	48	7	15	15	21	12	21	33	19	64	12	12	0	5	200

TOTAL FG%	1st Half: 13-25 52.0%	2nd Half: 9-23 34.8%	Game: 43.8%	DEADBALL
3-Pt. FG%	1st Half: 5-7 71.4%	2nd Half: 2-8 25.0%	Game: 46.7%	REBOUNDS
F Throw %	1st Half: 5-8 62.5%	2nd Half: 10-13 76.9%	Game: 71.4%	2

#	Player	tot-fg		3-pt		rebounds					pf	a	to	blk	s	min		
		fg	fga	fg	fga	ft	fta	of	de	tot								
03	BIGELOW, Mark	f	5	10	3	7	3	5	1	3	4	1	6	2	2	1	0	36
52	JENSEN, Jared	f	4	5	0	0	2	2	1	2	3	3	10	1	1	0	1	26
55	ARAUJO, Rafael	c	1	3	0	0	0	0	2	3	5	2	2	3	0	0	0	17
02	HANSEN, Travis	g	5	17	2	4	3	4	2	3	5	2	19	3	2	0	0	38
24	WOODBERRY, Kevin	g	3	7	2	4	0	1	0	2	2	1	8	2	1	0	2	31
05	SHOFF, Jake	g	1	3	1	0	0	0	1	1	2	3	2	0	0	0	7	
10	NASHIF, Terry	g	0	2	0	0	0	0	0	0	0	0	0	0	0	0	0	10
14	BOWER, Ricky	g	3	5	2	4	1	1	0	1	1	0	9	3	0	0	1	31
15	ALLEN, John	g	0	1	0	0	0	0	0	0	0	0	2	0	0	0	4	
TEAM																		
Totals			24	51	9	21	9	13	9	19	28	19	66	15	10	1	4	200

TOTAL FG%	1st Half: 14-25 56.0%	2nd Half: 10-26 38.5%	Game: 47.1%	DEADBALL
3-Pt. FG%	1st Half: 5-10 50.0%	2nd Half: 4-11 36.4%	Game: 42.9%	REBOUNDS
F Throw %	1st Half: 7-9 77.8%	2nd Half: 2-4 50.0%	Game: 69.2%	1

Officials: Mike Giarrandano, Jim Danner, Lonnie Dixon
Technical fouls: San Diego State-None, BYU Cougars-ARAUJO, Rafael.

Score by Periods	1st	2nd	Total
San Diego State	36	28	64
BYU Cougars	40	26	66

Points in the paint-SD 14, BYU 18. Points off turnovers-SD 8, BYU 17.
2nd chance points-SD 11, BYU 9. Fast break points-SD 4, BYU 2.
Bench points-SD 9, BYU 11. Score tied-1 time. Lead changes-2 times.

GAME #25

Brigham Young University
Utah

64
71

February 24, 2003

Huntsman Center • Salt Lake City, Utah (15,148)

#	Player	tot-fg		3-pt		rebounds					pf	a	to	blk	s	min			
		fg	fga	fg	fga	ft	fta	of	de	tot									
BYU Cougars 18-7, 7-3																			
02	HANSEN, Travis	f	3	12	1	5	6	6	0	2	2	2	3	13	3	2	0	1	36
03	BIGELOW, Mark	f	4	10	2	4	2	2	2	4	2	2	2	2	3	0	0	3	37
55	ARAUJO, Rafael	c	6	12	0	1	1	2	2	4	6	5	13	1	1	0	1	25	
14	BOWER, Ricky	g	0	0	0	0	0	2	0	0	0	0	2	1	3	0	0	22	
24	WOODBERRY, Kevin	g	2	8	2	7	2	4	0	4	4	1	8	1	1	0	1	31	
04	LEMES, Luiz	g	1	3	0	1	0	0	0	1	1	1	2	0	0	0	1	7	
05	SHOFF, Jake	g	1	1	0	0	0	0	2	3	1	2	1	4	0	0	0	8	
10	NASHIF, Terry	g	0	1	0	0	0	0	0	0	0	1	1	0	0	0	0	7	
12	ROBERTS, Marc	g	0	1	0	0	0	0	0	0	0	1	0	0	0	0	0	6	
40	HOWARD, Dan	g	1	1	0	0	0	0	0	0	0	0	1	2	0	0	0	4	
52	JENSEN, Jared	g	4	5	0	0	0	0	3	0	3	4	8	0	0	0	0	17	
TEAM																			
Totals			22	53	5	19	15	19	10	17	27	22	64	8	13	0	9	200	

TOTAL FG%	1st Half: 10-26 38.5%	2nd Half: 12-27 44.4%	Game: 41.5%	DEADBALL
3-Pt. FG%	1st Half: 2-9 22.2%	2nd Half: 3-10 30.0%	Game: 26.3%	REBOUNDS
F Throw %	1st Half: 4-5 80.0%	2nd Half: 11-14 78.6%	Game: 78.9%	3

#	
---	--

GAME #28

**Brigham Young University
Wyoming**

March 6, 2003
Marriott Center • Provo, Utah (15,383)

69
50

Wyoming 20-8, 8-5	tot-fg	3-pt	rebounds			pts	fta	ft	a	to	blk	s	min	
## Player	fg	fga	fg	fga	ft	fta	ft	fta	of	de	tot	pf	tp	
20 ROTTINGHAUS, D	f	3	0	0	2	2	1	1	0	1	2	3	1	4
25 RIES, Joe	f	3	5	0	2	2	1	4	5	1	8	1	0	0
05 NSONWU-AMADI	c	5	11	0	0	5	7	0	4	4	3	15	0	4
01 RICHARDSON, D	g	3	8	1	3	2	6	3	3	6	2	9	1	3
03 STRAIGHT, Jay	g	3	4	0	1	3	5	1	4	5	1	2	4	0
00 MAKUN, Omosiyi	g	0	1	0	0	0	0	0	0	0	0	0	0	0
13 DUNN, Alex	g	0	1	0	0	0	0	0	0	0	0	0	0	0
23 ADAMS, David	g	0	4	0	2	0	1	2	4	0	2	0	0	1
24 MCILLIAN, Chris	g	0	2	0	2	1	2	3	3	1	2	1	0	0
31 CORREA, Mory	g	0	0	0	0	0	0	0	0	0	0	0	0	4
32 WILDENBORG, Ryan	g	4	0	0	0	0	0	0	0	0	4	0	0	0
TEAM														
Totals	17	43	2	9	14	22	20	32	22	32	20	50	6	17

TOTAL FG%	1st Half: 8-20 40.0%	2nd Half: 9-23 39.1%	Game: 39.5%	DEADBALL
3-Pt. FG%	1st Half: 0-1 0.0%	2nd Half: 2-8 25.0%	Game: 22.2%	REBOUNDS
F Throw %	1st Half: 9-11 81.8%	2nd Half: 5-11 45.5%	Game: 63.6%	3


Brigham Young 21-7, 10-3	tot-fg	3-pt	rebounds			pts	fta	ft	a	to	blk	s	min	
## Player	fg	fga	fg	fga	ft	fta	ft	fta	of	de	tot	pf	tp	
03 BIGELOW, Mark	f	6	12	1	4	0	0	4	2	6	2	13	3	1
52 JENSEN, Jared	f	2	2	0	0	2	2	0	0	0	3	6	1	0
05 ARAUJO, Rafael	c	5	11	1	1	1	2	3	6	9	12	2	3	0
02 HANSEN, Travis	g	7	15	3	8	6	7	2	3	5	1	23	2	1
24 WOODBERRY, Kevin	g	2	6	1	4	0	0	0	2	2	2	5	2	2
04 LEMES, Luiz	g	0	1	0	0	0	0	0	0	0	0	0	0	1
05 SHOFF, Jake	g	2	5	0	0	0	0	0	3	2	5	4	0	0
10 NASHIF, Terry	g	1	3	0	0	1	1	0	0	0	3	3	2	0
12 ROBERTS, Marc	g	0	1	0	0	1	2	1	0	1	2	1	0	0
14 BOWER, Ricky	g	0	0	0	0	2	0	2	0	2	0	2	0	0
15 ALLEN, John	g	0	1	0	0	0	0	0	0	0	0	0	0	0
32 JEPSEN, Bart	g	0	0	0	0	0	0	0	0	0	0	0	0	0
40 HOWARD, Dan	g	0	1	0	0	0	2	1	1	2	2	0	0	0
TEAM														
Totals	25	58	6	20	13	18	14	21	35	21	69	11	10	2

TOTAL FG%	1st Half: 14-27 51.9%	2nd Half: 11-31 35.5%	Game: 43.1%	DEADBALL
3-Pt. FG%	1st Half: 2-9 22.2%	2nd Half: 4-11 36.4%	Game: 30.0%	REBOUNDS
F Throw %	1st Half: 6-8 75.0%	2nd Half: 7-10 70.0%	Game: 72.2%	2

Officials: David Hall, Milt Stowe, Steve Welmer
Technical fouls: University of Wyoming-None. BYU Cougars-None.

Score by Periods	1st	2nd	Total
University of Wyoming	25	25	50
BYU Cougars	36	33	69

Points in the paint-WY 22, BY 22. Points off turnovers-WY 8, BY 20.
2nd chance points-WY 11, BY 10. Fast break points-WY 0, BY 2.
Bench points-WY 6, BY 10. Score tied-1 time. Lead changes-0 times.



Outgoing senior Travis Hansen hugs coach Steve Cleveland as he leaves the Marriott Center floor for the last time in BYU's 67-55 victory over Colorado State. The win clinched a conference championship for the Cougars.

GAME #29

**Brigham Young University
Colorado State**

March 6, 2003
Marriott Center • Provo, Utah (22,702)

67
55

Colorado State 16-13, 5-9	tot-fg	3-pt	rebounds			pts	fta	ft	a	to	blk	s	min	
## Player	fg	fga	fg	fga	ft	fta	ft	fta	of	de	tot	pf	tp	
33 GREENE, Brian	f	7	12	1	2	3	4	4	4	8	4	18	1	0
42 WILLIAMS, Matt	f	0	1	0	0	0	5	6	0	1	1	5	2	2
34 BURKE, Darian	c	0	1	0	0	0	0	0	0	0	0	0	0	0
11 BIRLEY, Andy	g	1	6	1	6	0	0	0	1	1	1	3	2	3
22 JOHNSON, Shelton	g	0	3	0	1	0	0	1	2	3	0	0	0	0
01 STEVENS, Derrick	g	4	0	3	0	0	0	4	4	4	4	0	0	0
20 CLARK, Ronnie	g	3	5	0	1	2	1	2	3	2	7	1	1	0
32 MORRIS, Michael	g	1	2	1	2	2	2	2	2	0	5	0	2	0
54 NELSON, Matt	g	6	13	0	5	9	0	3	3	1	17	1	0	1
TEAM														
Totals	18	47	3	14	16	23	8	19	27	17	55	7	10	1

TOTAL FG%	1st Half: 9-21 42.9%	2nd Half: 9-26 34.6%	Game: 38.3%	DEADBALL
3-Pt. FG%	1st Half: 1-6 16.7%	2nd Half: 2-8 25.0%	Game: 21.4%	REBOUNDS
F Throw %	1st Half: 4-7 57.1%	2nd Half: 12-16 75.0%	Game: 69.6%	4

Brigham Young 22-7, 11-3	tot-fg	3-pt	rebounds			pts	fta	ft	a	to	blk	s	min	
## Player	fg	fga	fg	fga	ft	fta	ft	fta	of	de	tot	pf	tp	
03 BIGELOW, Mark	f	7	11	1	3	5	5	0	2	2	2	20	2	3
52 JENSEN, Jared	f	1	4	0	0	0	0	0	1	2	3	3	2	1
55 ARAUJO, Rafael	c	7	12	0	0	0	0	4	4	8	5	14	0	1
02 HANSEN, Travis	g	6	14	1	2	2	6	1	1	2	2	15	1	0
24 WOODBERRY, Kevin	g	2	6	1	2	3	4	1	2	3	0	10	2	0
04 LEMES, Luiz	g	0	1	0	0	0	0	0	0	1	1	0	0	0
05 SHOFF, Jake	g	1	3	0	1	2	4	6	10	3	3	1	2	0
10 NASHIF, Terry	g	0	1	0	0	0	1	3	4	1	0	3	1	0
12 ROBERTS, Marc	g	0	1	0	0	0	0	1	0	1	0	0	0	0
14 BOWER, Ricky	g	1	1	1	0	0	0	0	0	1	1	0	0	0
15 ALLEN, John	g	0	0	0	0	0	0	0	0	0	0	0	0	0
32 JEPSEN, Bart	g	0	0	0	0	0	0	0	0	0	0	0	0	0
40 HOWARD, Dan	g	0	1	0	0	0	0	0	0	1	1	0	0	0
TEAM														
Totals	25	55	5	10	12	17	14	24	38	18	67	10	10	0

TOTAL FG%	1st Half: 13-28 46.4%	2nd Half: 12-27 44.4%	Game: 45.5%	DEADBALL
3-Pt. FG%	1st Half: 3-7 42.9%	2nd Half: 2-3 66.7%	Game: 50.0%	REBOUNDS
F Throw %	1st Half: 5-6 83.3%	2nd Half: 7-11 63.6%	Game: 70.6%	2

Officials: Greg Burks, Jim Danner, Larry Spaulding
Technical fouls: Colorado State-None. BYU Cougars-ARAUJO, Rafael.

Score by Periods	1st	2nd	Total
Colorado State University	23	32	55
BYU Cougars	34	33	67

Points in the paint-CS 18, BY 26. Points off turnovers-CS 11, BY 13.
2nd chance points-CS 8, BY 14. Fast break points-CS 0, BY 2.
Bench points-CS 29, BY 6. Score tied-2 times. Lead changes-3 times.

GAME #30

**Brigham Young University
New Mexico**

March 13, 2003 (MWC Tournament First Round)
Thomas & Mack Center • Las Vegas, Nevada

71
56

New Mexico 10-18, 4-10	tot-fg	3-pt	rebounds			pts	fta	ft	a	to	blk	s	min	
## Player	fg	fga	fg	fga	ft	fta	ft	fta	of	de	tot	pf	tp	
01 BELL, Chad	f	0	2	0	0	0	0	0	0	0	5	0	1	
13 CHOTI, David	g	5	10	0	0	0	2	1	3	3	10	1	1	
00 WALTERS, Mark	g	5	10	0	1	0	4	4	4	1	18	5	7	
05 DOUGLAS, Ruben	g	5	19	3	9	5	8	4	7	11	1	18	5	7
11 TINDALL, Javin	g	4	7	2	4	0	0	0	1	1	1	10	3	1
12 ASHCRAFT, Ryan	g	2	2	1	1	0	0	1	3	4	5	2	1	
22 HART, Jeff	g	0	0	0	0	0	0	0	0	0	0	0	0	
24 WILLIAMS, Jamaal	g	0	4	0	0	2	1	2	3	2	2	0	0	
34 MONETTE, Mikal	g	0	0	0	0	0	0	0	0	0	0	0	0	
TEAM														
Totals	21	52	6	15	8	13	9	20	29	20	56	13	14	

TOTAL FG%	1st Half: 9-27 33.3%	2nd Half: 12-25 48.0%	Game: 40.4%	DEADBALL
3-Pt. FG%	1st Half: 2-7 28.6%	2nd Half: 4-8 50.0%	Game: 40.0%	REBOUNDS
F Throw %	1st Half: 0-2 0.0%	2nd Half: 8-11 72.7%	Game: 61.5%	2

Brigham Young 23-7, 11-3	tot-fg	3-pt	rebounds			pts	fta	ft	a	to	blk	s	min	
## Player	fg	fga	fg	fga	ft	fta	ft	fta	of	de	tot	pf	tp	
03 BIGELOW, Mark	f	5	12	0	3	4	4	0	3	3	3	14	0	2
52 JENSEN, Jared	f	0	0	0	0	0	0	0	0	0	0	0	0	
55 ARAUJO, Rafael	c	6	10	0	1	7	8	6	7	13	3	19	3	
02 HANSEN, Travis	g	4	13	3	6									

BYU BASKETBALL LOCAL MEDIA CONTACTS

PRINT MEDIA

Newspaper
Daily Herald (a.m.)
Patrick Ridgell, Darnell Dickson
P.O. Box 717
Provo, UT 84603
(801) 344-2557
(801) 344-2985 - Fax

Deseret Morning News (a.m.)
Dick Harmon, Scott Taylor
30 East 100 South
Salt Lake City, UT 84111
(801) 437-7601
(801) 437-7624 - Fax

Salt Lake Tribune (a.m.)
Pat Kinahan, Gordon Monson
143 South Main
Salt Lake City, UT 84111
(801) 257-8900
(801) 257-8950 - Fax

Ogden Standard Examiner (a.m.)
Preston Truman
P.O. Box 951
Ogden, UT 84402
(801) 625-4267
(801) 625-4499 - Fax

BYU Daily Universe (a.m.)
Sports Editor
538 WSC
Provo, UT 84602
(801) 422-3630
(801) 422-0177 - Fax

RADIO

KSL Radio
Greg Wrubell, Play-by-Play
Bill Riley, host Coach Cleveland Show
P.O. Box 1160
Salt Lake City, UT 84110
(801) 575-5535
(801) 575-5536 - Fax

KFNZ Radio
Jeff Austin
434 Bearcat Drive
Salt Lake City, UT 84115
(801) 464-8593
(801) 485-6611 - Fax

KZNS Radio
Eric Ray
Trolley Corners Building
515 South 700 East
Salt Lake City, UT 84115
(801) 524-2600
(801) 933-4713 - Fax

TELEVISION

KSL-TV (NBC)
Tom Kirkland, Rod Zundel,
Kathy Aiken
Broadcast House
5 Triad Center
Salt Lake City, UT 84110
(801) 575-5535
(801) 575-5536 - Fax

KTVX (ABC)
Wesley Ruff, Marius Payton,
Kent Rupe
1760 Fremont Avenue
Salt Lake City, UT 84104
(801) 975-4428
(801) 973-4176 - Fax

KUTV (CBS)
Dave Fox, David James,
Jeremy Castro
2185 South 3600 West
Salt Lake City, UT 84119
(801) 973-3327
(801) 973-3349 - Fax

KSTU-TV (FOX)
Mike Runge, Joe Wren,
Megan West
5020 W. Amelia Earhart Dr.
Salt Lake City, UT 84116
(801) 536-1313
(801) 536-1325 - Fax

KBYU/BYU-TV
Jason Parker
C-302 HFAC, Provo, UT 84602
(801) 378-8455
(801) 378-8478 - Fax

WIRE SERVICES

Associated Press
Doug Alden
30 East 100 South, Suite 200
Salt Lake City, UT 84111
(801) 322-3405
(801) 322-0051 - Fax

BYU MEDIA RELATIONS OFFICE

Office phone: 801.422.8948
Office fax: 801.422.0633
Address: 30 SFH • Provo, UT 84602-2239
Website: www.byucougars.com

The Marriott Center
Pressrow phone: 801.378.3675

BYU MEDIA RELATIONS



BRETT PYNE
Men's Basketball
Media Relations Director
801.422.4912 (office)
801.367.1631 (cell)
801.796.6867 (home)
801.422.0633 (fax)
brett_pyne@byu.edu



DUFF TITTLE
Associate AD for
External Relations
801.422.4910 (office)
801.372.4401 (cell)
801.422.0633 (fax)
duff_tittle@byu.edu



DAVE BROBERG
Athletic Publications
Director
801.422.4907 (office)
801.372.0407 (cell)
801.422.0633 (fax)
dave_broberg@byu.edu



RALPH ZOBELL
Web/Programs
Coordinator
801.422.9769 (office)
801.367.3554 (cell)
801.422.0633 (fax)
ralph_zobell@byu.edu



JEFF REYNOLDS
Assistant Athletic Media
Relations Director
801.422.4909 (office)
801.372.2080 (cell)
801.422.0633 (fax)
jeff_reynolds@byu.edu



NORMA COLLETT
Assistant Athletic Media
Relations Director
801.422.4908 (office)
801.372.0989 (cell)
801.422.0633 (fax)
norma_collett@byu.edu

BYUCOUGARS.COM
OFFICIAL SITE OF BRUNNEN & YOUNG UNIVERSITY ATHLETICS

Top Stories

- BYU men and women's teams qualify for the 2004 NCAA Division I basketball tournament**
- BYU women's basketball team wins 2004 NCAA Division I basketball tournament**
- BYU men's basketball team wins 2004 NCAA Division I basketball tournament**
- BYU women's basketball team wins 2004 NCAA Division I basketball tournament**
- BYU men's basketball team wins 2004 NCAA Division I basketball tournament**
- BYU women's basketball team wins 2004 NCAA Division I basketball tournament**
- BYU men's basketball team wins 2004 NCAA Division I basketball tournament**
- BYU women's basketball team wins 2004 NCAA Division I basketball tournament**
- BYU men's basketball team wins 2004 NCAA Division I basketball tournament**
- BYU women's basketball team wins 2004 NCAA Division I basketball tournament**

WWW.BYUCOUGARS.COM

- UP-TO-THE-MINUTE INFORMATION
- STATS, BIOS
- NOTES
- PRESS RELEASES
- EXCLUSIVE STORIES
- PHOTOS
- PREVIEWS

MEDIA INTERVIEW POLICY

All player and coaches interview requests must be made at least 24 hours in advance. Special requests regarding breaking news will be accommodated where possible. All interviews must be scheduled through Brett Pyne of BYU Athletic Media Relations Office. He can be reached at 801-422-4912. Local media are encouraged to conduct interviews during the team's weekly media day. Player interviews requested for morning and afternoon hours while school is in session will be avoided except during the team's scheduled media day. No interviews will be given the day of a game until after the game.

WEEKLY MEDIA DAY

Coach Cleveland and BYU players will be available for interviews during a weekly media day each week at the



Photos of BYU Basketball made possible thanks to Mark Philbrick and University Communications.

MARK PHILBRICK

University Photographer

801.422.7322 (office)
mark_philbrick@byu.edu

Marriott Center. Interviews take place before practice. Contact the media relations office to know the media day schedule. Special interview requests or extended feature interviews must be arranged in advance through the athletic media relations office.

POST-GAME INTERVIEWS

Coach Cleveland will speak to the media after the mandatory 10-minute post-game cooling off period in the Marriott Center interview room connected to the pressroom. A typed quote sheet with remarks from both



coaches will be provided to the media. Post-game player interviews will also be arranged. BYU player interviews will take place in the interview room after Coach Cleveland. Opponent coach and player interviews generally are conducted outside the visiting locker. Post-game interview schedules and information is posted in the pressroom prior to each game.

MEDIA SERVICES

Game notes with updated statistics are available on BYU's website prior to each game and are also issued to the media in advance via email. Contact Brett Pyne to be added to the media email list. BYU and opponent game notes and media guides, the Mountain West Conference weekly release and the official game program are provided to the media at each game. Official game statistics are distributed at halftime and at the conclusion of the game. Stats monitors are provided for live radio and television broadcasters next to their broadcast locations. They will also be provided up-to-date paper statistics during timeouts throughout the game. Radio broadcast lines are available (ISDN or analog) for the visiting team. Several telephones are available in the pressroom adjacent to the court on the southwest corner for other members of the media. Collect or credit card calls can be made from these telephones.

MEDIA CREDENTIAL POLICY

Working media wishing to cover BYU must submit a request for credentials to Brett Pyne in the media relations office. Season media and photography credentials will be provided at the discretion of the media relations

office to media members who regularly cover BYU. Single-game credential requests by working media should be made no later than three days prior to the game. Requests received later than noon the day before the game will not be accepted. Credentials are for working members of the media only. Daily and next-day newspapers, national magazines, wire services, live television and radio broadcasts, television and radio stations reporting for nightly news and those who regularly cover college basketball will be given priority. Media credentials are property of BYU and can be denied or revoked

at any time at the discretion of BYU. Credentials must be surrendered upon request.

LOCATION AND PARKING

The Marriott Center is located on the BYU campus at the corner of 450 East and University Parkway (1650 North) in Provo. Media parking is available in Lot #1, immediately north of the Marriott Center. Media parking passes must be requested with credentials in advance. To reach the pressroom, use the north entrance (ticket office) of the Marriott Center. Take the elevator down to the first level and follow the hallway to the right. The pressroom is located at the second portal on the southwest corner.

OBTAINING INFORMATION

The latest news, statistics and information about BYU Basketball is available 24 hours a day on BYU's official athletics website - www.byucougars.com. Media members may contact Brett Pyne to receive news releases and game notes via email.



TELEVISION BROADCASTS

On Feb. 1, 1999, ESPN, Inc., signed a seven-year contract with the Mountain West Conference, giving ESPN exclusive national television rights to men's basketball and football beginning with the 1999-2000 academic year. BYU will play nine basketball games on ESPN /ABC networks in 2002-03. Including the ESPN Full Court pay-per-view package, 15 Cougar games this season are available nationally through ESPN. Bob Carpenter and analyst Jimmy Dykes team to call the action for BYU's ESPN games while Rich Waltz and Irv Brown provide the call and analysis for the ESPN+Plus contests.

BYU also will appear on Sports West Productions telecasts. SportsWest are point-to-point broadcasts airing in Utah and in the opponent's market. All of BYU's SportsWest games are available nationally on a replay basis on BYU Television and many SportsWest games, including all MWC contests, will be made available live nationally via pay-per-view on ESPN Full Court. For an up-to-date ESPN Full Court schedule please go to: <http://espn.go.com/ncb/fullcourtschedule.html>. SportsWest schedules can be viewed at: www.sportswest.tv. Tom Kirkland and Craig Hislop will be the primary SportsWest team calling Cougar games in 2003-04.


COUGARS ON KBYU-TV AND BYU-TV

Select games will be broadcast on KBYU-TV, channel 11, and on BYU-TV, which is available on the Dish Network 500, DirectTV and some cable systems. These games are generally broadcast on a tape-delay basis. Please refer to the official BYU Athletics website - www.byucougars.com - or byutv.org for schedules and times.



COUGARS & KSL RADIO


The longtime radio home of BYU Cougar Basketball is 50,000-watt KSL Newsradio 1160 in Salt Lake City. KSL's Greg Wrubell returns for his eighth season as the play-by-play voice of BYU Cougar basketball.



A 1990 BYU graduate, Wrubell also became the voice of BYU football in 2001 and has been a member of KSL's Cougar football broadcast team for the past 12 seasons. Joining Wrubell as game analyst in his seventh season is Mark Durrant, a four-year BYU basketball letterman who graduated in 1995 as a three-time Academic All-WAC forward. Brian Santiago, who was the WAC assist and three-

point percentage leader at Fresno State, returns for his third season as a game analyst for select Cougar contests.

KSL Newsradio 1160 broadcasts each Cougar home and away game beginning with a pre-game show one hour before tipoff. KSL's post-game show features interviews with a BYU player and coach.



THE COUGAR DIRECTORY

BASKETBALL COACHING STAFF/SUPPORT

Area code - 801

- Steve Cleveland 378-3612
- FAX 378-5965
- Dave Rose 378-6189
- Andy Toolson 378-3613
- John Wardenburg 378-1621
- Walter Roese-Dir. of Bball Operations . . . 378-5040
- Brett Pyne-Media Relations 422-4912
- Jay Omer-Strength & Conditioning 422-1972
- Robert Ramos-Basketball Trainer 422-5142
- George Curtis-Head Trainer 422-2936
- Dennis Fisher-Equipment Manager 422-5301
- Zeffie Nelson-basketball Secretary 378-3612

ADMINISTRATION

- Fred Skousen-Advancement VP 422-2640
- Vai Hale-Director of Men's Athletics 422-2096
- Peter Pilling-Senior Associate AD 422-1562
- Tom Holmoe-Associate AD 422-1508
- Duff Tittle-Associate AD 422-4910
- Mike King-Associate AD 422-2098
- Brian Santiago-Associate AD 422-9059
- Gary Pullins-Assistant AD 422-1365
- Jim Kimmel-Compliance Director 422-2047
- Tony Jewkes-Athletic Marketing Dir. 378-2028
- Emily Deans-Athletic Marketing 378-3720
- Todd Sleight-Promotions/Special Events . . 378-8260
- Larry Duffin-Special Events Director . . . 378-6022
- David Miles-Ticket Manager 378-6022




DISTANCES TO PROVO

Las Vegas, Nev.	380
Raleigh, N.C.	2,234
Los Angeles, Calif.	650
Stillwater, Okla.	1,122
Berkeley, Calif.	767
Logan, Utah.	130
Albuquerque, N.M.	830
Colorado Springs, Colo.	620
San Diego, Calif.	715
Fort Collins, Colo.	500
Laramie, Wyo.	410
Salt Lake City, Utah	45
Santa Clara, Calif.	807
Denver, Colo.	555
Phoenix, Ariz.	610

RESTAURANTS

Wallaby's 131 S. State Street (Lindon).....	(801) 785-1642
Winger's 610 S. State Street (Orem).....	(801) 221-4511
Brick Oven Pizza 111E. 800 N.....	(801) 374-8800
Macaroni Grill 4801 N. University Ave. (Provo).....	(801) 765-1688
Magelby's Fresh 3262 N. University Ave. (Provo).....	(801) 852-8620
Doc's Pizza Buffet 2250 N. University Parkway	(801) 852-3303
Magelbys 1675 N. 200 West	(801) 374-6249
Pier 49 Pizza 3210 N. University Ave.	(801) 377-4499
Allies American Grill (Provo Marriott) 101 W. 100 N.	(801) 377-4700
Outback Steakhouse 372 East 1300 South (Orem).....	(801) 764-0552
Buona Vita Italian Restaurant 98 W. Center St.	(801) 377-4522
Rosa's 265 W. 1230 North	(801) 418-1000
Hogi Yogi 44 E 1230 N	(801) 377-3457
Ruby River Steak House 1454 South University Ave.....	(801) 371-0648
Tucci's Cucina Italiano 1200 Towne Center Blvd.	(801) 852-1040
TGI Fridays 1600 North Freedom Blvd.	(801) 377-9221
The Pizza Factory 2230 N University Pkwy	(801) 812-0200
Tony Roma's 2235 N. University Pkwy.....	(801) 377-7427
Tucanos Brazilian Grill 4801 N. University Ave.	(801) 224-4774
Bajjo's 4801 N. University Ave. (Provo).....	(801) 224-6668



Provo, Utah, has the youngest average population in the nation for any city over 100,000.

PROVO FACTS

Population	118,000
Utah County Population	377,000
Avg. winter temp.35°F
Avg. summer temp.83°F
Avg. rainfall per yr.16"
Avg. snowfall per yr.10-20"
Elevation	4,549 above sea level
Land area	1,998 sq.miles

PLACES TO STAY IN PROVO

Hampton Inn 1511 S. 40 East	801-377-6396
Cottontree Inn 2230 N. University Pkwy	800-662-6886
Courtyard By Marriott 1600 N. Freedom Blvd.	801-375-7800
Fairfield Inn Marriott 1515 S. University Ave.	800-228-2800
Holiday Inn 1460 S. University Ave.	800-HOLIDAY
Provo Marriott 101 W. 100 N.	801-377-4700
Residence Inn by Marriott 252 W. 2232 North.	800-97PROVO
La Quinta Inn (Provo) 1555 Canyon Road	801-374-6020
La Quinta Inn (Orem) 521 W. University Parkway	801-226-0440

BYU

Contact: Brett Pyne
Office: (801) 422-4912
Home: (801) 796-6867
Email: brett_pyne@byu.edu
Fax: (801) 422-0633
Pressrow: (801) 378-3675
WEB SITE: www.byucougars.com

MOUNTAIN WEST CONFERENCE

Contact: Javan Hedlund
Office: (719) 488-4051
Home: (719) 648-4027
Email: jhedlund@theMWC.com
Fax: (719) 487-7241
WEB SITE: www.theMWC.com

SOUTHERN UTAH

Contact: Neil Gardner
Office: (435) 586-7753
Home: (435) 586-1127
Email: gardner@suu.edu
Fax: (435) 865-8037
Pressrow: (435) 586-7858
WEB SITE: www.suu.edu/athletics

CALIFORNIA

Contact: Herb Benenson
Office: (510) 642-0515
Home: (510) 482-6475
Email: benenson@uclink.berkeley.edu
Fax: (510) 643-7778
Pressrow: (510) 642-3098
WEB SITE: www.CalBears.com

UVSC

Contact: Todd Fairbourne
Office: (801) 863-8599
Email: fairboto@uvsc.edu
Fax: (801) 863-8813
Pressrow: (801) 319-4357
WEB SITE: www.wolverinesports.net

BOISE STATE

Contact: Todd Miles
Office: (208) 426-3868
Home: (208) 383-9617
Email: tmiles@boisestate.edu
Fax: (208) 426-1778
Pressrow: (208) 426-1503
WEB SITE: www.broncosports.com

OKLAHOMA STATE

Contact: Michael Noteware
Office: (405) 744-7756
Home: (405) 372-4846
Email: michaen@okstate.edu
Fax: (405) 744-7754
Pressrow: (405) 744-5757
WEB SITE: www.okstate.com

WESTERN OREGON

Contact: Russ Blunck
Office: (503) 838-8160
Home: (503) 838-2200
Email: blunckr@wou.edu
Fax: (503) 838-8164
Pressrow: (503) 838-8922
WEB SITE: www.wouwolves.com

USC

Contact: Paul Goldberg
Office: (213) 740-3815
Home: (310) 475-6841
Email: pgoldber@usc.edu
Fax: (213) 740-7584
Pressrow: (213) 741-1341
WEB SITE: www.wouwolves.com

WEBER STATE

Contact: Brad Larsen
Office: (801) 626-6010
Home: (801) 776-5376
Email: blarsen3@weber.edu
Fax: (801) 626-6490
Pressrow: (801) 626-6588
WEB SITE: www.weber.edu/athletics

UTAH STATE

Contact: Doug Hoffman
Office: (435) 797-3714
Home: (435) 787-1638
Email: Doug.Hoffman@usu.edu
Fax: (435) 797-2615
Pressrow: (435) 797-1686
WEB SITE: www.UtahStateAggies.com

IDAHO STATE

Contact: Frank Mercogliano
Office: (208) 282-2621
Home: (208) 234-0755
Email: mercfran@isu.edu
Fax: (208) 282-3659
Pressrow: (208) 282-5572
WEB SITE: www.isubengals.com

WISCONSIN-MILWAUKEE

Contact: Kevin O'Conner
Office: (414) 229-5674
Home: (414) 961-08174
Email: kjoc@uwm.edu
Fax: (414) 229-6759
Pressrow: (414) 229-6276
WEB SITE: www.uwpanthers.com

SANTA CLARA

Contact: Richard Kilwien or David Wahlstrom
Office: (408) 554-4661
Home: (408) 615-7991
Email: rkilwien@scu.edu
Fax: (408) 554-6942
Pressrow: (408) 554-4655
WEB SITE: www.SantaClaraBroncos.com

SAINT MARY'S

Contact: Rich Davi
Office: (925) 631-4402
Home: (925) 457-6259
Email: rdavi@stmarys-ca.edu
Fax: (925) 631-4405
Pressrow: (925) 376-3906
WEB SITE: www.SMCGaels.com

NORTH CAROLINA STATE

Contact: Annabelle Vaughn
Office: (919) 515-2102
Home: (919) 858-9763
Email: Annabelle_Vaughn@ncsu.edu
Fax: (919) 515-2898
Pressrow: (919) 861-6190
WEB SITE: www.gopack.com

SAN DIEGO STATE

Contact: Mike May
Office: (619) 594-5547
Home: (619) 644-1767
Email: mmay@mail.sdsu.edu
Fax: (619) 582-6541
Pressrow: (619) 265-5853
WEB SITE: www.goaztecs.com

COLORADO STATE

Contact: Gary Ozzello
Office: (970) 491-5067
Home: (970) 222-3361
Email: ramsid@lamar.colostate.edu
Fax: (970) 491-1348
Pressrow: (970) 491-3981
WEB SITE: www.csurams.com

WYOMING

Contact: Kevin McKinney
Office: (307) 766-2256
Home: (307) 742-3181
Email: kevinm@uwyo.edu
Fax: (307) 766-2346
Pressrow: (307) 766-2222
WEB SITE: www.wyomingathletics.com

AIR FORCE

Contact: Jerry Cross
Office: (719) 333-3950
Home: (719) 473-8704
Email: jerry.cross@usafa.af.mil
Fax: (719) 333-3798
Pressrow: (719) 333-6467
WEB SITE: www.airforcesports.com

NEW MEXICO



Contact: Greg Remington, Jay Blackman
Office: (505) 925-5520
Home: (505) 293-5048/385-9622
Blackman (505) 710-2828
Email: gregrem@unm.edu; Blackman: blackman@unm.edu
Fax: (505) 925-5529
Pressrow: (505) 925-5988
WEB SITE: www.golobos.com

UTAH


Contact: Mike Lageschulte
Office: (801) 581-3511
Home: (801) 582-7181
Email: mlageschulte@huntsman.utah.edu
Fax: (801) 581-4358
Pressrow: (801) 581-6657
WEB SITE: www.UtahUtes.com

UNLV

Contact: Andy Grossman
Office: (702) 895-3995
Home: (702) 630-3949
Email: agrossman@ccmail.nevada.edu
Fax: (702) 895-0989
Pressrow: (702) 895-4600
WEB SITE: UNLVRebels.com



BYU BASKETBALL RADIO/TELEVISION ROSTER



KEVIN WOODBERRY
Senior, Guard
6-0, 170



MIKE HALL
Junior, Guard/Forward
6-3, 205



MIKE ROSE
Freshman, Guard
6-2, 185



MARK BIGELOW
Senior, Forward/Guard
6-7, 200




LUIZ LEMES
Senior, Guard
6-3, 180



JAKE SHOFF
Senior, Forward/Center
6-9, 265



TERRY NASHIF
Junior, Guard
5-10, 165




MARC ROBERTS
Junior, Guard
6-3, 200




AUSTIN AINGE
Freshman, Guard
6-2, 180




RICKY BOWER
Senior, Guard
6-4, 185



JOSHUA BURGESS
Sophomore, Forward
6-8, 230



GARNER MEADS
Freshman, Forward
6-8, 230



DEREK DAWES
Sophomore, Center
6-11, 265



JARED JENSEN
Junior, Forward/Center
6-9, 250



RAFAEL ARAUJO
Senior, Center
6-11, 280

PRONUNCIATION GUIDE


RAFAEL ARAUJO
Hahf-igh-L awr-ruh-OO-zjoh

LUIZ LEMES
Loo-EEZ LEHM-ehs

TERRY NASHIF
NA-shihf

JAKE SHOFF
Sh-OHF

BYU HOOPS



BASKETBALL



BRIGHAM YOUNG UNIVERSITY

UICARS